

# **MISSOURI JUDICIAL REPORT**

## **SUPPLEMENT**



FISCAL YEAR 2012

---

---

# Table of Contents

---

---

		Page
<b>SUMMARY</b>		
Table 1	Judicial Caseload Summary .....	1
<b>SUPREME COURT</b>		
Table 2	Appeals Filed and Disposed .....	3
Table 3	Death Penalty and Revenue Appeals Filed, FY 2003 - FY 2012 .....	3
Table 4	Transfers by Court of Appeals District .....	3
Table 5	Writs Filed and Disposed .....	4
Table 6	Writs Filed by Type of Writ, FY 2003 - FY 2012 .....	4
Table 7	Supervisory Matters Filed and Disposed .....	4
Table 8	Applications to Transfer .....	5
Table 9	Motions and Opinions .....	5
<b>COURT OF APPEALS</b>		
Table 10	Appeals and Writs, Filed, Disposed, and Pending .....	7
Table 11	Appeals Disposed by Manner of Disposition .....	8
Table 12	Appeals, Writs, and Motions Filed, FY 2003 - FY 2012 .....	8
Table 13	Writs Filed by Type of Writ, FY 2003 - FY 2012 .....	9
Table 14	Motions Filed and Disposed, FY 2003 - FY 2012 .....	9
Table 15	Population, Appeals and Circuit Court Cases Filed .....	9
<b>CIRCUIT COURT – STATEWIDE SUMMARY</b>		
Table 16	Statistical Summary .....	11
Table 17	Circuit Court Civil/Domestic Relations Cases Filed and Disposed by Case Type .....	12
Table 18	Associate Civil Cases Filed and Disposed by Case Type .....	14
Table 19	Circuit Division Top 50 Charges Filed and Disposed .....	16
Table 20	Associate Division Top 50 Charges Filed and Disposed .....	18
Table 21	Circuit Division Charges Filed in Selected Categories .....	20
Table 22	Assoc Division Charges Filed in Selected Categories .....	21
Table 23	Graphs - Filed, Disposed, and Pending .....	22
Table 24	Circuit Court, Cases Disposed by Manner of Disposition .....	23
<b>CIRCUIT COURT – SUMMARY OF PROFILES</b>		
	Map - Missouri's 45 Judicial Circuits .....	25
Table 25	Civil, Juvenile, and Probate Cases Filed, Disposed, and Pending .....	26
Table 26	Criminal Cases Filed, Disposed, and Pending .....	30

## Table of Contents (Continued) (2)

### CIRCUIT COURT – CIRCUIT PROFILES

Map – Missouri’s 45 Judicial Circuits – with County Seat .....	35
Circuit Profiles .....	36

### CIRCUIT COURT – CASES FILED

	Chart – Cases Filed Statewide by Case Type Category .....	127
Table 27	Associate Tort Filed by Case Type .....	128
Table 28	Associate Contract Cases Filed by Case Type .....	130
Table 29	Associate Administrative Review Cases Filed by Case Type .....	132
Table 30	Associate Real Estate Cases Filed by Case Type .....	134
Table 31	Associate Miscellaneous Civil Cases Filed by Case Type .....	136
Table 32	Associate Extraordinary Remedy/Small Claims Cases Filed by Case Type .....	140
Table 33	Circuit Tort Cases Filed by Case Type .....	142
Table 34	Circuit Contract Cases Filed by Case Type .....	144
Table 35	Circuit Administrative Review Cases Filed by Case Type .....	146
Table 36	Circuit Real Estate Cases Filed by Case Type .....	148
Table 37	Circuit Extraordinary Remedy Cases Filed by Case Type .....	150
Table 38	Circuit Miscellaneous Civil - Tax Actions - Cases Filed by Case Type .....	152
Table 39	Circuit Miscellaneous Civil Cases Filed by Case Type .....	154
Table 40	Circuit and Associate Criminal Cases Filed by Case Type .....	158
Table 41	Circuit Juvenile Cases Filed by Case Type .....	160
Table 42	Domestic Relations Cases Filed and Disposed by Case Type .....	162
Table 43	Probate Estate Cases Filed and Disposed by Case Type .....	164
Table 44	Probate Mental Health Petitions Filed and Disposed by Case Type .....	166
Table 45	Probate and Mental Health Abbreviated Matters Filed .....	168
Table 46	Civil Non-Cases Filed by Case Type .....	170

### CIRCUIT COURT – CASES DISPOSED

	Chart – Cases Disposed Statewide by Case Type Category .....	173
Table 47	General Civil Cases Disposed by Manner of Disposition .....	174
Table 48	Domestic Relations Cases Disposed by Manner of Disposition .....	176
Table 49	Associate Civil Cases Disposed by Manner of Disposition .....	178
Table 50	Felony Cases Disposed by Manner of Disposition .....	180
Table 51	Associate Felony Cases Disposed by Manner of Disposition .....	182
Table 52	Misdemeanor Cases Disposed by Manner of Disposition .....	184
Table 53	Traffic Cases Disposed by Manner of Disposition.....	186
Table 54	Ordinance Cases Disposed by Manner of Disposition .....	188
Table 55	Municipal Certification/Trial De Novo Cases Disposed by Manner of Disposition .....	190
Table 56	Juvenile Cases Disposed by Manner of Disposition .....	192

### CIRCUIT COURT – JURY TRIAL and JUDGE TYPE DATA

	Chart – Statewide Jury Trial Data .....	195
Table 57	Jury Trial Information in Civil and Criminal Cases.....	196
Table 58	General Civil Dispositions by Judge Type .....	198
Table 59	Domestic Relations Dispositions by Judge Type .....	199
Table 60	Felony Dispositions by Judge Type .....	200
Table 61	Judicial Transfers Into a Court .....	201
Table 62	Judicial Transfers Out of a Court .....	202

## Table of Contents (Continued) (3)

### CIRCUIT COURT – TIME STANDARDS

	Time Standards Summary Table .....	203
Table 63	Age of Cases at Disposition, Circuit Civil (Excluding Domestic Relations) .....	204
Table 64	Age of Cases at Disposition, Domestic Relations .....	206
Table 65	Age of Cases at Disposition, Associate Civil .....	208
Table 66	Age of Cases at Disposition, Circuit Felony .....	210
Table 67	Age of Cases at Disposition, Associate Criminal .....	212
Table 68	Percentage of Cases Within the Time Standards Limits .....	214
Table 69	Child Abuse and Neglect Cases .....	215
Table 70	Child Abuse and Neglect Cases – Reasons for Delay .....	216

### TREATMENT COURT

	Map of Missouri Judicial Circuits with Treatment Courts .....	217
Table 71	Treatment Court Admissions and Exits by Disposition Type .....	218
Table 72	Treatment Court Admissions and Exits – DWI Case Types Only .....	220

### OTHER COURT ACTIVITY

	Explanation of Electronic Transfer Records .....	223
	Map of Counties using Electronic Transfers from Prosecuting Attorney .....	224
Table 73	Electronic Transfers – Criminal History, Traffic, NICS, and Protection Orders .....	225
Table 74	Electronic Transfers – Prosecuting Attorney, Fine Collection, and MSHP .....	226
Table 75	Garnishments and Executions .....	228
Table 76	Passport Issuance .....	229
Table 77	Warrants Issued, Served, Recalled, and Pending .....	230

### FINANCIAL INFORMATION

	Summary Charts for Disbursements Data .....	232
Table 78	Disbursements to State .....	234
Table 79	Disbursements to Counties .....	238
Table 80	Disbursements to Municipalities .....	242
Table 81	Disbursements to Other Recipients .....	244
	Disbursements Tables - Notes .....	248
	Explanation of Accounts Receivable Tables .....	249
Table 82	Accounts Receivable by Age .....	250
Table 83	Accounts Receivable by Tier .....	258
Table 84	Accounts Receivable by Balance and Amount .....	266
Table 85	Average Amount Assessed per Case .....	270
Table 86	Debt Collection Program .....	274
Table 87	Tax Offset Program .....	275
Table 88	Annual Report on Finances of the Judicial Department, CY 2011 – Supreme Court and Court of Appeals .....	277
Table 89	Annual Report on Finances - Judicial Department, CY 2011 – Circuit Courts .....	278
Table 90	Annual Report on Finances - Judicial Department, CY 2011 – Circuit Courts – Operations .....	280
Table 91	Annual Report on Finances - Judicial Department, CY 2011 – Detention and Juvenile Div .....	282
Table 92	Annual Report on Finances - Judicial Department, CY 2011 – Det and Juvenile Operations .....	283



## Table of Contents (Continued) (4)

### MUNICIPAL DIVISION

	Summary Charts for Municipal Data Collection and Totals .....	285
Table 93	Municipal Cases Filed, Disposed, and Pending .....	286
Table 94	Municipal Net Collections .....	292
Table 95	Municipal Division – Warrants .....	302
Table 96	Annual Report on Finances - Judicial Department, CY 2011 – Municipal Division .....	306

### FINE COLLECTION CENTER

	Map of Counties Using the Fine Collection Center .....	311
Table 97	Traffic Cases Filed and Disposed by Manner of Disposition .....	312
Table 98	Conservation Cases Filed and Disposed by Manner of Disposition .....	314
Table 99	Watercraft Cases Filed and Disposed by Manner of Disposition .....	316
Table 100	Municipal Courts Cases Filed and Disposed by Manner of Disposition .....	317

### APPENDICES

Appendix 1	Court of Appeals Districts .....	319
Appendix 2	Definitions and Explanatory Notes .....	320
Appendix 3	Descriptions of Time Standards Case Types .....	323
Appendix 4	List of Case Types Counted on Circuit Profiles .....	324

---

# JUDICIAL CASELOAD SUMMARY

---

**Table 1**  
**Judicial Caseload Summary, FY 2012**

**S U P R E M E C O U R T**

<u>Case Type</u>	<u>Filed</u>	<u>Disposed</u>
Appeals	96	77
Writs	193	187
Applications to Transfer	382	350
Supervisory Matters	119	127
<b>Total</b>	<b>790</b>	<b>741</b>

**C O U R T O F A P P E A L S**

<u>Case Type</u>	<u>Filed</u>	<u>Disposed</u>	<u>Pending End</u>
Appeals	3,244	3,438	2,612
Writs	394	381	30
<b>Total</b>	<b>3,638</b>	<b>3,819</b>	<b>2,642</b>

**C I R C U I T C O U R T**

<u>Case Type</u>	<u>Filed</u>	<u>Disposed</u>	<u>Pending End</u>
<b>Civil</b>			
Circuit Civil	33,284	33,424	31,456
Domestic Relations	111,922	108,940	43,198
Associate Civil / Small Claims	222,606	224,704	58,555
<b>Total</b>	<b>367,812</b>	<b>367,068</b>	<b>133,209</b>
<b>Criminal</b>			
Circuit Felony	44,207	41,956	25,769
Associate Felony	58,524	56,158	33,794
Misdemeanors	114,210	112,510	120,017
Traffic	144,716	140,081	134,359
Ordinance	20,990	20,511	9,121
Municipal Cert./TDN	2,406	2,116	1,505
<b>Total</b>	<b>385,053</b>	<b>373,332</b>	<b>324,565</b>

**Juvenile Division\*** **17,687** **14,373** **20,323**

\* Juvenile dispositions do not include supplemental cases because dispositions are no longer reported until court jurisdiction is terminated.

**Probate Division**

Decedents' Estates	4,359	4,220	11,046
Incap./Disabled Estates	3,212	2,455	28,448
Minors' Estates	3,788	3,090	21,280
Mental Health Petitions	1,377	1,301	668
Probable Cause Petitions	30	16	125
Simple Probate**	23,922	23,507	10,159
<b>Total</b>	<b>36,688</b>	<b>34,589</b>	<b>71,726</b>

\*\*Simple Probate (abbreviated matters) case types are included in the profiles for the first time in the FY 2012 supplement.

**TOTAL CIRCUIT** **807,240** **789,362** **549,823**

**M U N I C I P A L D I V I S I O N**

	<u>Filed</u>	<u>Disposed</u>	<u>Pending End</u>
Alcohol/Drug Related Traffic	19,442	18,991	42,285
Other Traffic	1,275,076	1,124,956	1,508,958
Non-Traffic Ordinance	322,647	274,132	545,957
<b>Total</b>	<b>1,617,165</b>	<b>1,418,079</b>	<b>2,097,200</b>

**F I N E C O L L E C T I O N C E N T E R**

	<u>Filed</u>	<u>Disposed</u>	<u>Pending End</u>
Traffic	248,629	247,475	14,797
Conservation	5,177	5,195	461
Watercraft	1,014	991	133
Municipal	1,830	1,774	113
<b>Total</b>	<b>256,650</b>	<b>255,435</b>	<b>15,504</b>

(This page intentionally left blank.)

---

# SUPREME COURT

---

**Table 2**  
**Supreme Court , FY 2012**  
**Appeals Filed and Disposed**

	<u>Filed</u>	<u>Disposed</u>
Direct Appeals		
- Civil	46	28
- Criminal	13	6
- Interlocutory	0	0
- Other	17	17
Transfers		
- By Order of Supreme Court - Post Opinion	1	1
- By Order of Court of Appeals - Prior to Opinion	6	6
- By Order of Court of Appeals - Post Opinion	9	13
- Recommendations	0	0
- Certifications	0	1
Petitions for Review (Revenue Cases)	<u>4</u>	<u>5</u>
Total	<b>96</b>	<b>77</b>

**Table 3**  
**Supreme Court, FY 2003 Through FY 2012**  
**Death Penalty and Revenue Appeals Filed**

<u>Fiscal Year</u>	<u>Death Penalty</u>	<u>Revenue Appeals</u>
2003	3	13
2004	4	8
2005	4	9
2006	2	7
2007	3	4
2008	3	3
2009	6	5
2010	2	3
2011	2	6
2012	0	4

**Table 4**  
**Supreme Court, FY 2012**  
**Transfers by Court of Appeals District**

	<u>From Western District</u>	<u>From Eastern District</u>	<u>From Southern District</u>	<u>Total</u>
Transfers by Order of Supreme Court Post Opinion	0	1	0	1
Transfers by Order of Court Appeals Prior to Opinion	0	5	1	6
Post Opinion	0	9	0	9
Recommendations	0	0	0	0
Certifications	<u>0</u>	<u>0</u>	<u>0</u>	<u>0</u>
Total	<b>0</b>	<b>15</b>	<b>1</b>	<b>16</b>

**Table 5**  
**Supreme Court, FY 2012**  
**Writs Filed and Disposed**

	<u>Filed</u>	<u>Disposed</u>
Habeas Corpus	70	66
Prohibition	72	73
Mandamus	43	41
Certiorari	4	4
Quo Warranto	0	0
Other	4	3
Total	<u>193</u>	<u>187</u>

**Table 6**  
**Supreme Court, FY 2003 Through FY 2012**  
**Writs Filed by Type of Writ**

<u>Fiscal Year</u>	<u>Habeas Corpus</u>	<u>Prohibition</u>	<u>Mandamus</u>	<u>Other</u>	<u>Total</u>
2003	77	84	37	17	215
2004	70	72	42	8	192
2005	90	103	58	11	262
2006	94	119	41	10	264
2007	75	103	70	10	258
2008	80	89	51	8	228
2009	85	107	75	4	271
2010	43	93	60	5	201
2011	96	83	57	6	242
2012	70	72	43	8	193

**Table 7**  
**Supreme Court, FY 2012**  
**Supervisory Matters Filed and Disposed**

	<u>Filed</u>	<u>Disposed</u>
Reinstatement	72	74
Discipline	43	48
Surrender	3	5
Removal/Discipline of Judges	0	0
Board of Law Examiners	1	0
Total	<u>119</u>	<u>127</u>

**Table 8**  
**Supreme Court, FY 2012**  
**Applications to Transfer**

	<u>Filed</u>	<u>Denied</u>	<u>Granted</u>
Prior to Opinion			
Western District	1	0	1
Eastern District	1	1	0
Southern District	0	0	0
Total	<u>2</u>	<u>1</u>	<u>1</u>
Post Opinion			
Western District	134	113	11
Eastern District	169	132	17
Southern District	77	69	6
Total	<u>380</u>	<u>314</u>	<u>34</u>
Grand Total	<b>382</b>	<b>315</b>	<b>35</b>

Disposition of Granted Applications to Transfer	<u>By Opinion</u>	<u>By Order</u>	<u>Other</u>	<u>Total</u>
	30	4	1	35

**Table 9**  
**Supreme Court, FY 2012**  
**Motions and Opinions**

<b>Motions</b>		
Type of Motion	<u>Filed</u>	<u>Ruled On</u>
Rehearing	26	24
Other*	<u>855</u>	<u>809</u>
Total	<b>881</b>	<b>833</b>

\*The other category includes recall of mandate and stay of execution.

<b>Opinions Issued</b>		
Signed Majority	64	<i>3 Signed Majority opinions disposed of 2, 3 and 4 cases; res,</i>
Concurring	6	<i>One Concurring opinion was attached to two (2) cases.</i>
Concurring in Part/Dissenting in Part	2	
Dissenting	20	<i>One Dissenting opinion was attached to two (2) cases.</i>
Per Curiam Majority	7	<i>2 Per Curiam Majority opinions disposed of two (2) cases ea</i>
	<u>99</u>	



(This page intentionally left blank.)

---

# COURT OF APPEALS

---

**Table 10**  
**Court of Appeals, FY 2012**  
**Appeals and Writs Filed, Disposed and Pending**

	<u>WESTERN DISTRICT</u>	<u>EASTERN DISTRICT</u>	<u>SOUTHERN DISTRICT</u>	<u>TOTAL</u>
<b><u>APPEALS</u></b>				
FILED				
CIVIL	836	998	383	2,217
CRIMINAL	288	534	205	1,027
TOTAL	<b>1,124</b>	<b>1,532</b>	<b>588</b>	<b>3,244</b>
DISPOSED				
CIVIL	919	1,052	416	2,387
CRIMINAL	350	489	212	1,051
TOTAL	<b>1,269</b>	<b>1,541</b>	<b>628</b>	<b>3,438</b>
PENDING END				
CIVIL	566	690	288	1,544
CRIMINAL	335	517	216	1,068
TOTAL	<b>906</b>	<b>1,207</b>	<b>504</b>	<b>2,612</b>
<b><u>WRITS</u></b>				
FILED				
MANDAMUS	42	45	24	111
PROHIBITION	64	83	39	186
HABEAS CORPUS	43	23	22	88
CERTIORARI	0	1	0	1
OTHER	1	3	4	8
TOTAL	<b>150</b>	<b>155</b>	<b>89</b>	<b>394</b>
DISPOSED				
MANDAMUS	43	43	17	103
PROHIBITION	65	81	38	184
HABEAS CORPUS	42	22	20	84
CERTIORARI	1	0	0	1
OTHER	2	3	4	9
TOTAL	<b>153</b>	<b>149</b>	<b>79</b>	<b>381</b>
PENDING END	7	9	14	30
<b><u>MOTIONS</u></b>				
FILED	3,586	5,497	2,125	11,208
DISPOSED	3,730	4,880	2,233	10,843
<b><u>OPINIONS HANDED DOWN</u></b>				
	742	865	430	2,037

**Table 11**  
**Court of Appeals, FY 2012**  
**Appeals Disposed by Manner of Disposition**

	<u>WESTERN DISTRICT</u>		<u>EASTERN DISTRICT</u>		<u>SOUTHERN DISTRICT</u>		<u>TOTAL</u>
CIVIL							
BY OPINION	391	43%	388	37%	208	50%	987
BY DISMISSAL	463	50%	614	58%	197	47%	1,274
BY TRANSFER W/ OPINION	8	1%	30	3%	3	1%	41
BY TRANSFER W/O OPINION	29	3%	5	0%	8	2%	42
BY ORDER	14	2%	7	1%	0	0%	21
BY OTHER	14	2%	8	1%	0	0%	22
TOTAL	919	100%	1,052	100%	416	100%	2,387
CRIMINAL							
BY OPINION	277	79%	423	87%	172	81%	872
BY DISMISSAL	62	18%	51	10%	36	17%	149
BY TRANSFER W/ OPINION	4	1%	5	1%	3	1%	12
BY TRANSFER W/O OPINION	0	0%	3	1%	0	0%	3
BY ORDER	0	0%	2	0%	0	0%	2
BY OTHER	7	2%	5	1%	1	1%	13
TOTAL	350	100%	489	100%	212	100%	1,051
CIVIL AND CRIMINAL							
BY OPINION	668	53%	811	53%	380	61%	1,859
BY DISMISSAL	525	41%	665	43%	233	37%	1,423
BY TRANSFER W/ OPINION	12	1%	35	2%	6	1%	53
BY TRANSFER W/O OPINION	29	2%	8	1%	8	1%	45
BY ORDER	14	1%	9	1%	0	0%	23
BY OTHER	21	2%	13	1%	1	0%	35
TOTAL	1,269	100%	1,541	100%	628	100%	3,438

**Table 12**  
**Court of Appeals, FY 2003 Through FY 2012**  
**Appeals, Writs and Motions Filed**

<u>FISCAL YEAR</u>	<u>CIVIL APPEALS</u>	<u>CRIMINAL APPEALS</u>	<u>TOTAL APPEALS</u>	<u>WRITS</u>	<u>MOTIONS</u>	<u>TOTAL</u>
2003	2,303	1,030	3,333	443	10,545	14,321
2004	2,215	896	3,111	424	10,504	14,039
2005	2,345	958	3,303	515	10,675	14,493
2006	2,481	971	3,452	536	11,053	15,041
2007	2,390	926	3,316	495	10,536	14,347
2008	2,121	879	3,000	470	10,659	14,141
2009	2,239	1,040	3,279	470	10,546	14,295
2010	2,619	1,075	3,694	418	10,870	14,982
2011	2,587	1,021	3,608	441	11,769	15,818
2012	2,217	1,027	3,244	394	11,208	14,846

**Table 13**  
**Court of Appeals, FY 2000 Through FY 2012**  
**Writs Filed by Type of Writ**

<u>FISCAL YEAR</u>	<u>MANDAMUS</u>	<u>PROHIBITION</u>	<u>HABEAS CORPUS</u>	<u>OTHER</u>	<u>TOTAL</u>
2003	107	223	103	10	443
2004	121	200	99	4	424
2005	140	250	120	5	515
2006	131	273	127	5	536
2007	135	250	102	8	495
2008	154	223	98	7	482
2009	137	228	99	6	470
2010	96	226	91	5	418
2011	115	213	100	13	441
2012	111	186	88	9	394

**Table 14**  
**Court of Appeals, FY 2003 Through FY 2012**  
**Motions Filed and Disposed**

<u>FISCAL YEAR</u>	<u>TOTAL MOTIONS FILED</u>	<u>TOTAL MOTIONS DISPOSED</u>
2003	10,545	11,072
2004	10,504	10,386
2005	10,675	10,593
2006	11,053	10,730
2007	10,536	10,282
2008	10,659	10,085
2009	10,546	10,110
2010	10,870	10,678
2011	11,769	11,363
2012	11,208	10,843

**Table 15**  
**Court of Appeals, FY 2012**  
**Population, Appeals and Circuit Court Cases Filed**

	<u>WESTERN DISTRICT</u>		<u>EASTERN DISTRICT</u>		<u>SOUTHERN DISTRICT</u>		<u>TOTAL</u>
POPULATION	2,073,320	34%	2,471,197	41%	1,466,171	24%	#####
APPEALS FILED	1,124	35%	1,532	47%	588	18%	3,244
CIRCUIT COURT CASES FILED	274,034	34%	307,866	38%	225,340	28%	807,240

(This page intentionally left blank.)

---

# CIRCUIT COURT

---

## Statewide Summary

**Table 16**  
**Circuit Court, FY 2012**  
**Statistical Summary**  
**Statewide Totals**

**FY 2012 Caseload**

	<u>Filed</u>	<u>Disposed</u>	<u>Pending End</u>	<u>D/F Ratio</u>	<u>% Change in Filed FY 11 - FY 12</u>
<b>Civil</b>					
Circuit Civil	33,284	33,424	31,456	1.00	-4.3%
Domestic Relations	111,922	108,940	43,198	0.97	1.5%
Associate Civil/Small Claims	222,606	224,704	58,555	1.01	-2.4%
<b>Subtotal</b>	<b>367,812</b>	<b>367,068</b>	<b>133,209</b>	<b>1.00</b>	<b>-1.5%</b>
<b>Criminal</b>					
Circuit Felony	44,207	41,956	25,769	0.95	7.1%
Associate Felony	58,524	56,158	33,794	0.96	8.1%
Misdemeanors*	114,210	112,510	120,017	0.99	-1.4%
Traffic*	144,716	140,081	134,359	0.97	-4.1%
Ordinance	20,990	20,511	9,121	0.98	21.9%
Municipal Cert./TDN	2,406	2,116	1,505	0.88	1.2%
<b>Subtotal</b>	<b>385,053</b>	<b>373,332</b>	<b>324,565</b>	<b>0.97</b>	<b>0.8%</b>
82,038 crime victims compensation act judgments were assessed in fiscal year 2012.					
<b>Juvenile**</b>	<b>17,687</b>	<b>14,373</b>	<b>20,323</b>	<b>NA</b>	<b>NA</b>
<b>Probate</b>					
Decedents' Estates	4,359	4,220	11,046	0.97	-1.6%
Incap./Disabled Estates	3,212	2,455	28,448	0.76	3.5%
Minors' Estates	3,788	3,090	21,280	0.82	11.7%
Mental Health Petitions	1,377	1,301	668	0.94	-32.6%
Probable Cause Petitions	30	16	125	0.53	50.0%
Simple Probate***	23,922	23,507	10,159	0.98	-1.4%
<b>Subtotal</b>	<b>36,688</b>	<b>34,589</b>	<b>71,726</b>	<b>0.94</b>	<b>-1.5%</b>
<b>Total</b>	<b>807,240</b>	<b>789,362</b>	<b>549,823</b>	<b>0.98</b>	<b>-0.3%</b>

\* Misdemeanor and traffic caseloads do not include traffic and conservation/watercraft cases reported to the Fine Collection Center.

\*\* The D/F ratio and % change for Juvenile cases are not calculated because Juvenile dispositions do not include supplemental cases. Dispositions are no longer reported until court jurisdiction is terminated. There are variations in counting filings and dispositions in some circuits. See Appendix 2.

\*\*\*Simple Probate (abbreviated matters) case types are included in the profiles for the first time in the FY 2012 supplement.

	<u>Filed</u>	<u>Disposed</u>	<u>Pending End</u>
<b>Municipal Division</b>			
Alcohol/Drug Related Traffic	19,442	18,991	42,285
Other Traffic	1,275,076	1,124,956	1,508,958
Non-Traffic Ordinance	322,647	274,132	545,957
<b>Total</b>	<b>1,617,165</b>	<b>1,418,079</b>	<b>2,097,200</b>
<b>Fine Collection Center</b>			
Traffic	248,629	247,475	14,797
Conservation	5,177	5,195	461
Watercraft	1,014	991	133
Municipal Cases	1,830	1,774	113
<b>Total</b>	<b>256,650</b>	<b>255,435</b>	<b>15,504</b>

\* 176,580 FCC cases were disposed by guilty plea.

\* 46,496 FCC cases were returned to the county due to a not guilty plea.

\* 32,359 FCC cases were returned to the county due to no response.



**Table 17**  
**Circuit Court, FY 2012**  
**Circuit Civil/Domestic Relations Cases Filed and Disposed by Case Type**  
**Statewide Totals**

**Circuit Civil**

Tort	Description	Filings		Dispositions	
	Asbestos	164		61	
	Personal Injury- Federal Employee Liability Act	85		127	
	Personal Injury- Malpractice	617		654	
	Personal Injury- Product Liability	286		162	
	Personal Injury- Vehicular	4,076		4,013	
	Personal Injury- Other	2,202		2,111	
	Property Damage	430		455	
	Wrongful Death	628		658	
	Employment Discrimination	655		545	
	Public Accommodation	9		8	
	Other Tort	1,153		1,251	
	<b>Subtotal and Percentage of Total Circuit Civil Cases</b>	<b>10,305</b>	<b>31.0%</b>	<b>10,045</b>	<b>30.1%</b>
<b>Contract</b>					
	Breach of Contract	3,027		3,240	
	Promissory Note	929		1,021	
	Specific Performance	90		112	
	Suit on Account	1,876		1,865	
	Other Contract	423		421	
	<b>Subtotal and Percentage of Total Circuit Civil Cases</b>	<b>6,345</b>	<b>19.1%</b>	<b>6,659</b>	<b>19.9%</b>
<b>Administrative Review</b>					
	Chapter 536 State Agency Review	196		253	
	License Revoc / Suspended	349		381	
	Limit Driver Privilege	262		238	
	Hearing-Refuse Take Breathalyzer	1,001		974	
	TDN of DOR decision	467		488	
	Other Administrative Review	461		440	
	<b>Subtotal and Percentage of Total Circuit Civil Cases</b>	<b>2,736</b>	<b>8.2%</b>	<b>2,774</b>	<b>8.3%</b>
<b>Real Estate</b>					
	Application to Enforce Mechanics' Liens	96		215	
	Eminent Domain/Condemnation-State	15		19	
	Eminent Domain/Condemnation-Other	81		95	
	Exception	76		67	
	Foreclosure	219		211	
	Landlord Complaint	6		5	
	Partition	235		218	
	Quiet Title	1,158		1,126	
	Rent and Possession	162		139	
	Unlawful Detainer	73		74	
	Other Real Estate	570		636	
	<b>Subtotal and Percentage of Total Circuit Civil Cases</b>	<b>2,691</b>	<b>8.1%</b>	<b>2,805</b>	<b>8.4%</b>
<b>Extraordinary Remedy</b>					
	Declaratory Judgment	836		909	
	Habeas Corpus	293		293	
	Injunction	385		413	
	Show Cause to Enforce Jury Service	2,403		2,330	
	Temporary Restraining Order	201		205	
	Other Extraordinary Remedy	312		327	
	<b>Subtotal and Percentage of Total Circuit Civil Cases</b>	<b>4,430</b>	<b>13.3%</b>	<b>4,477</b>	<b>13.4%</b>

**Table 17**  
**Circuit Court, FY 2012**  
**Circuit Civil/Domestic Relations Cases Filed and Disposed by Case Type**  
**Statewide Totals**

Description		Filings	Dispositions	
<b>Miscellaneous</b>				
Delinquent City License Fee		1	0	
Delinquent City Taxes		7	9	
Delinquent County License Fee		0	0	
Delinquent County Taxes		4	7	
Delinquent Sales Tax		0	0	
Delinquent State Tax		0	56	
Personal Property Tax		57	30	
Tax Action-Other		26	29	
Action Against Garnishee		286	282	
Arbitration Filed		3	3	
CAFA Forfeiture		490	469	
Common Law Lien Petition		0	1	
Contempt		20	30	
Establishment of Charters		0	0	
Examination Judgment Debtor		3	4	
Expungment/Correction of Arrest Record		386	400	
Grandparent Visitation		0	0	
Gun Permit Appeal		0	0	
Incarceration Reimburs 217.835		74	91	
Pro Forma		22	21	
Registration of Foreign Judgment		686	673	
Replevin		405	428	
Registration of Foreign Protection Order		0	0	
Revival of Judgment		5	10	
Sm. Claims Certified to Circuit		18	14	
Small Claims Trial de Novo		562	528	
Supreme Court Rules 24.035 and 29.15		1,035	932	
Out of State Witness		298	231	
Trial De Novo		405	359	
Will Contest		28	22	
Other Miscellaneous		1,956	2,035	
<b>Subtotal and Percentage of Total Circuit Civil Cases</b>		<b>6,777</b>	20.4%	<b>6,664</b> 19.9%
<b>Total Circuit Civil</b>		<b>33,284</b>		<b>33,424</b>
<b>Domestic Relations</b>				
Description		Filings	Dispositions	
Adult Abuse-Ext/Mod		3	4	
Adult Abuse-Not Stalking		29,064	28,370	
Adult Abuse-Stalking		15,859	15,649	
Change of Name		1,898	1,885	
Child Protection Ext/Mod		3	3	
Child Protection Order		8,723	8,522	
Contempt (Includes IV-D)		3,874	3,763	
Dissolution of Marriage w/ Children		14,223	14,210	
Dissolution of Marriage w/o Children		13,759	13,760	
Family Access Motion		619	571	
Habeas Corpus		45	42	
IV-D Admin. Order w/ Hearing		577	593	
Legal Separation, Annulment, Separate Maintenance		450	458	
Modify Registration of Foreign Judgment		49	51	
Motion to Modify (Includes IV-D)		9,299	8,750	
Paternity (Includes IV-D)		10,328	9,503	
Registration of Foreign Judgment-Custody		139	146	
Registration of Foreign Judgment-Dissolution		285	280	
Registration of Foreign Order of Protection		5	3	
UIFSA - Initiating IV-D		228	208	
UIFSA - Responding IV-D		479	404	
URES A - Initiating, URES A - Initiating IV-D		16	15	
URES A - Responding, URES A - Responding IV-D		1	4	
Other Domestic Relations (Includes IV-D)		1,277	1,152	
Set Aside Paternity Judgement		160	107	
Motion to Modify Paternity		559	487	
<b>Total Domestic Relations</b>		<b>111,922</b>		<b>108,940</b>

**Table 18**  
**Circuit Court, FY 2012**  
**Associate Civil Cases Filed and Disposed by Case Type**  
**Statewide Totals**

**Associate Civil**

Description		Filings		Dispositions	
<b>Tort</b>					
Asbestos		0		0	
Employment Discrimination 213.111		3		2	
Personal Injury-Federal Employee Liability Act		4		4	
Personal Injury- Malpractice		6		7	
Personal Injury- Product Liability		4		3	
Personal Injury- Vehicular		452		477	
Personal Injury- Other		156		157	
Property Damage		2,135		2,103	
Wrongful Death		8		9	
Tort Damages		1,519		1671	
Other Tort		436		363	
<b>Subtotal and Percentage of Total Associate Civil Cases</b>		<b>4,723</b>	2.1%	<b>4,796</b>	2.1%
<b>Contract</b>					
Breach of Contract		37,218		40,607	
Promissory Note		5,537		5,475	
Specific Performance		83		88	
Suit on Account		69,401		69,358	
Contract Account		32,549		31,365	
Other Contract		908		1,120	
<b>Subtotal and Percentage of Total Associate Civil Cases</b>		<b>145,696</b>	65.5%	<b>148,013</b>	65.9%
<b>Administrative Review</b>					
Chapter 536 State Agency Review		16		14	
Drivers' License Revocation 302.311 RSMo		552		576	
Petition for SATOP Review		228		199	
Refuse Breathalyzer 302.750/577.04 RSMo		3,729		3,656	
Limit Driver Privledge 302.309 RSMo		412		391	
TDN of DOR Decision		675		611	
Other Administrative Review		213		218	
<b>Subtotal and Percentage of Total Associate Civil Cases</b>		<b>5,825</b>	2.6%	<b>5,665</b>	2.5%
<b>Real Estate</b>					
Application to Enforce Mechanics' Liens		69		79	
Eminent Domain/Condemnation-Other		0		0	
Eminent Domain/Condemnation-State		1		1	
Exception		0		0	
Foreclosure		12		9	
Landlord Complaint		5,169		5,139	
Landlord Actions		8,884		8,739	
Partition		4		4	
Quiet Title		62		71	
Rent and Possession		24,880		25,084	
Unlawful Detainer		7,361		7,370	
Other Real Estate		477		620	
<b>Subtotal and Percentage of Total Associate Civil Cases</b>		<b>46,919</b>	21.1%	<b>47,116</b>	21.0%

**Table 18**  
**Circuit Court, FY 2012**  
**Associate Civil Cases Filed and Disposed by Case Type**  
**Statewide Totals**

Description	Filings		Dispositions	
<b>Extraordinary Remedy</b>				
Declaratory Judgment	350		364	
Habeas Corpus	3		4	
Injunction	8		12	
Out of State Witness	0		0	
Show Cause to Enforce Jury Service	3		0	
Temporary Restraining Order	2		2	
Other Extraordinary Remedy	19		20	
<b>Subtotal and Percentage of Total Associate Civil Cases</b>	<b>385</b>	<b>0.2%</b>	<b>402</b>	<b>0.2%</b>
<b>Miscellaneous</b>				
Action Against Garnishee	1		1	
Arbitration Filed	3		3	
CAFA Forfeiture	79		58	
Common Law Lien Petition	1		1	
Contempt	0		0	
Delinquent City License Fee	0		0	
Delinquent City Taxes	1,871		1,837	
Delinquent County License Fee	0		0	
Delinquent County Taxes	1,344		1,227	
Delinquent Sales Tax	0		0	
Delinquent State Tax	24		169	
Personal Property Tax	1,575		1,523	
Tax Action-Other	4		4	
Establishment of Charters	0		0	
Examination Judgment Debtor	1		3	
Expungment/Correction of Arrest Record	119		104	
Grandparent Visitation	18		12	
Gun Permit Appeal	1		1	
Out of State Witness	3		0	
Owner/Lienholder Petition for Property Release	1		4	
Registration of Foreign Judgment, Excl. Dr.	990		982	
Replevin	927		904	
Revival of Judgment	20		18	
Other Miscellaneous	883		965	
<b>Subtotal and Percentage of Total Associate Civil Cases</b>	<b>7,865</b>	<b>3.5%</b>	<b>7,816</b>	<b>3.5%</b>
<b>Small Claims</b>				
Small Claims	11,144		10,845	
Conceal Carry Appeal	47		49	
Pet Revoc Conceal Carry	2		2	
<b>Subtotal and Percentage of Total Associate Civil Cases</b>	<b>11,193</b>	<b>5.0%</b>	<b>10,896</b>	<b>4.8%</b>
<b>Total Associate Civil and Small Claims</b>	<b>222,606</b>		<b>224,704</b>	

**Table 19**  
**Circuit Divisions, FY 2012**  
**Top Fifty Charges Filed**  
**Statewide Totals**

<u>Statute</u>	<u>Charge Code</u>	<u>Level</u>	<u>Charge Code Description</u>	<u>Count of Charges Filed*</u>
195.202	3245000	Fel/C	Possession of controlled substance except 35 grams or less of marijuana	10,209
570.030	1502100	Fel/C	Theft/Stealing (value of property or services is \$500 or more but less than \$25,000)	5,287
569.170	1402000	Fel/C	Burglary - 2nd degree	4,152
195.211	3246500	Fel/B	Dist/del/manf/prod or atempt to/poss w/intent to dist/del/manf/prod a contrlld substnc	4,115
570.090	1801000	Fel/C	Forgery	4,036
568.040	2603500	Fel/D	Non-support, total arrears in excess of 12 monthly pymts due under ord of suprt	2,137
195.233	3250400	Misd/A	Unlawful use of drug paraphernalia	2,040
571.015	3101000	Fel	Armed criminal action	2,027
577.010	4741000	Fel/D	DWI - alcohol - persistent offender	1,805
569.080	2301300	Fel/C	Tampering with motor vehicle - 1st degree	1,780
570.030	1500000	Misd/A	Theft/Stealing (value of property or services is less than \$500)	1,512
571.030	3102000	Fel/D	Unlawful use of a weapon (subsections 1 - 4)	1,287
565.073	1302900	Fel/C	Domestic assault - 2nd degree	1,248
195.202	3245700	Misd/A	Possession of up to 35 grams marijuana	1,170
570.120	1901300	Fel/C	Passing bad check - \$500 or more - no account/insufficient funds	1,048
569.160	1401000	Fel/B	Burglary - 1st degree	993
570.080	2401500	Fel/C	Receiving stolen prop-\$500 or more or dealer in specific goods or explosive weapon	971
575.150	2702000	Fel/D	Resisting/interfering with arrest for a felony	970
568.045	2604500	Fel/C	Endangering welfare of child - 1st degree	952
571.070	3106500	Fel/C	Unlawful possession of a firearm	923
569.020	1201000	Fel/A	Robbery - 1st degree	803
565.060	1303100	Fel/C	Assault - 2nd degree	786
577.010	4741800	Fel/C	DWI - alcohol - aggravated offender	772
575.150	2702500	Fel/D	Resist arrest/detntn/stop by flee-creat substntl risk of ser injury/death to person	753
569.100	2311000	Fel/D	Property damage 1st degree	740
195.420	3256600	Fel/C	Poss chem w/int to mnf,comp,convt,prod,procs,prep,test,latr chem-crte cntrl sub/anlg	729
570.030	1502000	Fel/C	Stealing a motor vehicle	496
565.074	1301900	Misd/A	Domestic assault - 3rd degree - 1st/2nd offense	484
566.067	2210700	Fel/B	Child molestation - 1st degree	484
302.321	4668200	Fel/D	Opr MV hwy driv lic/priv revkd (cnccl/suspnd/revk-unkwnn reasn) <b>(Retired 8/27/2011)</b>	468
569.120	2313600	Misd/B	Property damage 2nd degree	465
577.060	4886500	Fel/D	Leaving scene of motor vehicle accident-injury, property damage or 2nd offense	453
570.040	1503600	Fel/D	Stealing related ofns - 3rd ofns (stealing, buying, receiving, robbery)	448
570.030	1502500	Fel/C	Theft/stealing of any credit card or letter of credit	445
566.062	1109500	Fel	Stat sod-1st-dev sex intr w/prs <14-ser phy inj/weap/inst/sbj vic w>than one per/vic <12	437
570.030	1502300	Fel/C	Theft/Stealing of any firearm	432
575.150	2704000	Misd/A	Resisting/interfering with arrest, detention or stop	415
195.204	3246000	Fel/D	Fraudulently attempting to obtain controlled substance	412
565.060	1303300	Fel/C	Assault 2nd degree - operate vehicle while intoxicated resulting in injury	403
302.321	4678000	Fel/D	Driving while revoked/suspended <b>(Effective 8/28/2011)</b>	401
195.233	3250600	Fel/D	Unlawful use of drug paraphernalia - amphetamine/methamphetamine	396
566.064	1107700	Fel/C	Statutory sodomy - 2nd degree	392
566.034	1102200	Fel/C	Statutory rape - 2nd degree	371
568.040	2603100	Fel/D	Non-support (owe in excess of \$5000) <b>(Retired 8/27/2009)</b>	371
565.070	1304100	Misd/A	Assault 3rd degree - pursuant to subdivisions (1), (2), (4), (6)	367
565.050	1301100	Fel/A	Assault 1st degree - serious physical injury	358
569.030	1202000	Fel/B	Robbery - 2nd Degree	337
577.010	4741700	Fel/B	DWI-alcohol - chronic offender	335
577.010	4742000	Misd/B	DWI - alcohol	334
566.062	1109700	Fel	Statutory sodomy-1st deg-deviate sexual intercourse with a person < 14 yrs old	311

\* There may be multiple charges per case.

**Table 19**  
**Circuit Divisions, FY 2012**  
**Top Fifty Charges Disposed**  
**Statewide Totals**

<u>Statute</u>	<u>Charge Code</u>	<u>Level</u>	<u>Charge Code Description</u>	<u>Count of Charges Filed*</u>
195.202	3245000	Fel/C	Possession of controlled substance except 35 grams or less of marijuana	10,075
570.030	1502100	Fel/C	Theft/Stealing (value of property or services is \$500 or more but less than \$25,000)	5,128
569.170	1402000	Fel/C	Burglary - 2nd degree	4,294
195.211	3246500	Fel/B	Dist/del/manf/prod or attmpt to/poss w/intent to dist/del/manf/prod a contrlrd substnc	4,173
570.090	1801000	Fel/C	Forgery	3,656
577.010	4741000	Fel/D	DWI - alcohol - persistent offender	2,073
571.015	3101000	Fel	Armed criminal action	2,015
568.040	2603500	Fel/D	Non-support, total arrears in excess of 12 monthly pymts due under ord of suprt	1,763
569.080	2301300	Fel/C	Tampering with motor vehicle - 1st degree	1,742
570.030	1500000	Misd/A	Theft/Stealing (value of property or services is less than \$500)	1,665
195.233	3250400	Misd/A	Unlawful use of drug paraphernalia	1,629
571.030	3102000	Fel/D	Unlawful Use Of A Weapon (Subsections 1 - 4)	1,377
565.073	1302900	Fel/C	Domestic assault - 2nd degree	1,276
570.120	1901300	Fel/C	Passing bad check - \$500 or more - no account/insufficient funds	1,129
577.010	4741800	Fel/C	DWI - alcohol - aggravated offender	1,127
195.202	3245700	Misd/A	Possession of up to 35 grams marijuana	1,014
565.060	1303100	Fel/C	Assault - 2nd degree	987
568.045	2604500	Fel/C	Endangering welfare of child - 1st degree	973
569.160	1401000	Fel/B	Burglary - 1st degree	950
570.080	2401500	Fel/C	Receiving stolen prop-\$500 or more or dealer in specific goods or explosive weapon	938
575.150	2702000	Fel/D	Resisting/interfering with arrest for a felony	908
195.420	3256600	Fel/C	Poss chem w/int to mnf,comp,convt,prod,procs,prep,test,latr chem-crte cntrl sub/anlg	817
571.070	3106500	Fel/C	Unlawful possession of a firearm	802
568.040	2603100	Fel/D	Non-support (owe in excess of \$5000) <b>(Retired 8/27/2009)</b>	764
575.150	2702500	Fel/D	Resist arrest/detntn/stop by flee-creat substntl risk of ser injury/death to person	747
569.100	2311000	Fel/D	Property damage 1st degree	714
569.020	1201000	Fel/A	Robbery - 1st Degree	709
569.030	1202000	Fel/B	Robbery - 2nd Degree	571
302.321	4668200	Fel/D	Opr MV hwy driv lic/priv revkd (cancl/suspnd/revk-unkwnn reasn) <b>(Retired 8/27/2011)</b>	563
565.074	1301900	Misd/A	Domestic assault - 3rd degree - 1st/2nd offense	557
566.067	2210700	Fel/B	Child molestation - 1st degree	509
569.120	2313600	Misd/B	Property damage 2nd degree	498
570.030	1502000	Fel/C	Stealing a motor vehicle	474
577.060	4886500	Fel/D	Leaving scene of motor vehicle accident-injury, property damage or 2nd offense	453
575.150	2704000	Misd/A	Resisting/interfering with arrest, detention or stop	450
570.030	1502500	Fel/C	Theft/stealing of any credit card or letter of credit	444
195.233	3250600	Fel/D	Unlawful use of drug paraphernalia - amphetamine/methamphetamine	433
566.062	1109500	Fel	Stat sod-1st-dev sex intr w/prs <14-ser phy inj/weap/inst/sbj vic w>than one per/vic <12	427
570.030	1502300	Fel/C	Theft/Stealing of any firearm	425
565.070	1304100	Misd/A	Assault 3rd degree - pursuant to subdivisions (1), (2), (4), (6)	424
565.060	1303300	Fel/C	Assault 2nd degree - operate vehicle while intoxicated resulting in injury	412
570.040	1503600	Fel/D	Stealing related ofns - 3rd ofns (stealing, buying, receiving, robbery)	410
566.062	1109700	Fel	Statutory sodomy-1st deg-deviate sexual intercourse with a person < 14 yrs old	386
566.064	1107700	Fel/C	Statutory Sodomy - 2nd Degree	359
577.010	4742000	Misd/B	DWI - alcohol	349
195.204	3246000	Fel/D	Fraudulently attempting to obtain controlled substance	334
566.034	1102200	Fel/C	Statutory Rape - 2nd Degree	316
195.211	3247000	Fel/C	Distributing or delivering not more than 5 grams marijuana	302
565.050	1302000	Fel/B	Assault - 1st degree	293
302.321	4664300	Misd/A	Opr MV hwy driv lic/priv revkd (cancl/suspnd/revk-unkwnn reasn) <b>(Retired 8/27/2011)</b>	282

\* There may be multiple charges per case.

**Table 20**  
**Associate Divisions, FY 2012**  
**Top Fifty Charges Filed**  
**Statewide Totals**

<u>Statute</u>	<u>Charge Code</u>	<u>Level</u>	<u>Charge Code Description</u>	<u>Count of Charges Filed*</u>
303.025	4683600	Misd	As ownr, opr/auth anthr to opr mv w/out maint fin resps <b>(Effective 8/28/2011)</b>	23,082
307.178	4736700	Infrac	Driver/front seat passngr 16 y/o or over fail to wear prop adjtd/fastnd safety belt	22,785
301.020	4601900	Misd/B	Failure to register mtr veh	13,087
570.120	1902300	Misd/A	Passing bad check - less than \$500	12,347
195.202	3245000	Fel/C	Possession of controlled substance except 35 grams or less of marijuana	11,854
304.010	5601500	Misd/C	Exceeded posted speed limit (exceeded by 11 - 15 mph)	11,069
577.010	4742000	Misd/B	DWI - alcohol	10,994
302.321	4677600	Misd	Driving while revoked/suspended - 1st offense <b>(Effective 8/28/2011)</b>	8,637
195.233	3250400	Misd/A	Unlawful use of drug paraphernalia	8,271
195.202	3245700	Misd/A	Possession of up to 35 grams marijuana	7,449
570.030	1502100	Fel/C	Theft/Stealing (value of property or services is \$500 or more but less than \$25,000)	6,589
304.010	5601900	Misd/C	Exceeded posted speed limit (exceeded by 16 - 19 mph)	6,333
303.025	4683500	Misd/C	As ownr, opr/auth anthr to opr mv w/out maint fin resps <b>(Retired 8/27/2011)</b>	6,196
301.130	4603800	Infrac	Fail to display plates on mtr veh/trl	5,896
570.030	1500000	Misd/A	Theft/Stealing (value of property or services is less than \$500)	5,512
304.010	5602500	Misd/B	Exceeded posted speed limit (exceeded by 20 - 25 mph) <b>(Effective 4/15/2011)</b>	5,348
302.020	4676000	Misd	Operate veh on hwy without valid license - 1st offense <b>(Effective 8/28/2011)</b>	5,143
570.090	1801000	Fel/C	Forgery	4,673
569.170	1402000	Fel/C	Burglary - 2nd degree	4,669
565.074	1301900	Misd/A	Domestic assault - 3rd degree - 1st/2nd offense	4,621
195.211	3246500	Fel/B	Dist/del/manf/prod or atmtpt to/poss w/intent to dist/del/manf/prod a contrlrd substnc	4,499
70.441	3605500	Misd	Viol of rules and regs of rapid transit car, bus or other conveyance	3,885
304.012	4737700	Misd/A	Oper a motor veh in a careless and imprudent manner, involving an accident	3,726
568.040	2603500	Fel/D	Non-support, total arrears in excess of 12 monthly pymts due under ordr of suprt	3,521
304.010	5602600	Misd/B	Exceeded posted speed limit (exceeded by 26 mph or more) <b>(Effective 4/15/2011)</b>	3,493
570.120	1901300	Fel/C	Passing bad check - \$500 or more - no account/insufficient funds	3,401
568.040	2604100	Misd/A	Non-support	3,052
304.010	5601000	Misd/C	Exceeded posted speed limit (exceeded by 6-10 mph)	2,984
304.015	4722300	Misd/C	Fail to drive on right half of rdwy when rdwy was of sufficient width	2,724
565.070	1304100	Misd/A	Assault 3rd degree - pursuant to subdivisions (1), (2), (4), (6)	2,653
569.140	5704200	Misd/B	Trespass - 1st degree <b>(Retired 8/27/2010)</b>	2,318
569.080	2301300	Fel/C	Tampering with motor vehicle - 1st degree	2,242
302.020	4660800	Misd/A	Oper veh on hwy without valid license - 1st or 2nd offense <b>(Retired 8/27/2011)</b>	2,188
575.150	2704000	Misd/A	Resisting/interfering with arrest, detention or stop	2,183
565.073	1302900	Fel/C	Domestic assault - 2nd degree	2,171
571.015	3101000	Fel	Armed criminal action	2,150
303.025	4683800	Misd	Op mv own by anthr know ownr has not maint finan respon <b>(Effective 8/28/2011)</b>	2,124
577.010	4741000	Fel/D	DWI - alcohol - persistent offender	2,095
302.321	4677800	Misd	Driving while revoked/suspended - 2nd or subseqent offense <b>(Effective 8/28/2011)</b>	2,045
307.173	4847400	Misd/C	Oper mv w/vis reduc matrl appl to windshld/exc vis reduc matrl appl to side windw	2,012
252.040	3903000	Misd/A	Pursuing/taking/killed/possessed or disposed of wildlife illegally	1,959
569.120	2313600	Misd/B	Property damage 2nd degree	1,946
577.010	4741500	Misd/A	DWI - alcohol - prior offender	1,861
571.030	3102000	Fel/D	Unlawful use of a weapon (subsections 1 - 4)	1,726
455.085	2917500	Misd/A	Violation of order of protection for adult	1,706
304.012	4737600	Misd/B	Oper a motor vehicle in a careless and imprudent manner	1,641
311.325	3304500	Misd	Minor visibly intox/BAC .02% or more	1,596
304.015	4722700	Misd/A	Fail to drive on right half of rdwy when rdwy was of sufficient width, result in accident	1,552
304.017	4727000	Misd/C	Car/motorcycle/truck under 18000 lbs followed another vehicle too closely	1,510
304.180	4919500	Misd	Weight on tandem axel exceeded 34,000 lbs	1,507

\* There may be multiple charges per case.

**Table 20**  
**Associate Divisions, FY 2012**  
**Top Fifty Charges Disposed**  
**Statewide Totals**

<u>Statute</u>	<u>Charge Code</u>	<u>Level</u>	<u>Charge Code Description</u>	<u>Count of Charges Disposed*</u>
307.178	4736700	Infrac	Driver/front seat passngr 16 y/o or over fail to wear prop adjtd/fastnd safety belt	13,655
301.020	4601900	Misd/B	Failure to register mtr veh	13,310
577.010	4742000	Misd/B	DWI - alcohol	12,045
195.202	3245000	Fel/C	Possession of controlled substance except 35 grams or less of marijuana	10,781
307.170	4826100	Infrac	Fail to equip veh with muffler/adqt muffler/prop attchd muffler	10,551
304.010	5600500	Infrac	Exceeded posted speed limit (exceeded by 1 - 5 mph)	10,419
570.120	1902300	Misd/A	Passing bad check - less than \$500	9,392
304.010	5601500	Misd/C	Exceeded posted speed limit (exceeded by 11 - 15 mph)	8,777
303.025	4683600	Misd	As ownr, opr/auth anthr to opr mv w/out maint fin resps <b>(Effective 8/28/2011)</b>	8,004
303.025	4683600	Misd	As ownr, opr/auth anthr to opr mv w/out maint fin resps <b>(Effective 8/28/2011)</b>	7,789
303.025	4683500	Misd/C	As ownr, opr/auth anthr to opr mv w/out maint fin resps <b>(Retired 8/27/2011)</b>	6,596
570.030	1502100	Fel/C	Theft/Stealing (value of property or services is \$500 or more but less than \$25,000)	5,917
195.233	3250400	Misd/A	Unlawful use of drug paraphernalia	5,844
195.202	3245700	Misd/A	Possession of up to 35 grams marijuana	5,821
304.024	4800100	Infrac	Stop/park veh in prohibited area established by hwy commission	5,543
302.020	4660800	Misd/A	Oper veh on hwy without valid license - 1st or 2nd offense <b>(Retired 8/27/2011)</b>	5,283
307.178	4736700	Infrac	Driver/front seat passngr 16 y/o or over fail to wear prop adjtd/fastnd safety belt	5,199
304.010	5601900	Misd/C	Exceeded posted speed limit (exceeded by 16 - 19 mph)	5,091
307.170	4826600	Infrac	Oper MV with brakes not in good working order (2 sets except motorcycle)	4,988
303.025	4683500	Misd/C	As ownr, opr/auth anthr to opr mv w/out maint fin resps <b>(Retired 8/27/2011)</b>	4,904
569.170	1402000	Fel/C	Burglary - 2nd degree	4,568
195.211	3246500	Fel/B	Dist/del/manf/prod or attmpt to/poss w/intent to dist/del/manf/prod a contrlld substnc	4,471
570.120	1902200	Misd/A	Passing Bad Check - less than \$500 <b>(Retired 8/27/2010)</b>	4,349
565.074	1301900	Misd/A	Domestic assault - 3rd degree - 1st/2nd offense	4,312
570.090	1801000	Fel/C	Forgery	4,292
570.030	1500000	Misd/A	Theft/Stealing (value of property or services is less than \$500)	3,778
301.020	4601900	Misd/B	Failure to register mtr veh	3,689
307.178	4736700	Infrac	Driver/front seat passngr 16 y/o or over fail to wear prop adjtd/fastnd safety belt	3,674
304.010	5602500	Misd/B	Exceeded posted speed limit (exceeded by 20 - 25 mph) <b>(Effective 4/15/2011)</b>	3,053
570.120	1901300	Fel/C	Passing bad check - \$500 or more - no account/insufficient funds	2,967
70.441	3605500	Misd	Viol of rules and regs of rapid transit car, bus or other conveyance	2,918
302.020	4676000	Misd	Operate veh on hwy without valid license - 1st offense <b>(Effective 8/28/2011)</b>	2,843
302.321	4677600	Misd	Driving while revoked/suspended - 1st offense <b>(Effective 8/28/2011)</b>	2,809
568.040	2603500	Fel/D	Non-support, total arrears in excess of 12 monthly pymts due under ordr of suprt	2,701
301.130	4603800	Infrac	Fail to display plates on mtr veh/trl	2,623
304.010	5601000	Misd/C	Exceeded posted speed limit (exceeded by 6-10 mph)	2,439
577.010	4741500	Misd/A	DWI - alcohol - prior offender	2,236
195.233	3250400	Misd/A	Unlawful use of drug paraphernalia	2,215
304.010	5602600	Misd/B	Exceeded posted speed limit (exceeded by 26 mph or more) <b>(Effective 4/15/2011)</b>	2,165
569.080	2301300	Fel/C	Tampering with motor vehicle - 1st degree	2,149
571.015	3101000	Fel	Armed criminal action	2,104
565.073	1302900	Fel/C	Domestic assault - 2nd degree	2,096
570.030	1500000	Misd/A	Theft/Stealing (value of property or services is less than \$500)	2,075
301.130	4603800	Infrac	Fail to display plates on mtr veh/trl	2,062
302.020	4660800	Misd/A	Oper veh on hwy without valid license - 1st or 2nd offense <b>(Retired 8/27/2011)</b>	2,038
565.070	1304100	Misd/A	Assault 3rd degree - pursuant to subdivisions (1), (2), (4), (6)	2,033
568.040	2604100	Misd/A	Non-support	1,996
577.010	4741000	Fel/D	DWI - alcohol - persistent offender	1,921
569.140	5704200	Misd/B	Trespass - 1st degree <b>(Retired 8/27/2010)</b>	1,809
304.010	5602000	Misd/B	Exceeded posted speed limit (exceeded by 20 mph or more) <b>(Retired 4/14/2011)</b>	1,791

\* There may be multiple charges per case.



**Table 21**  
**Circuit Divisions, FY 2012**  
**Charges Filed in Selected Categories**  
**Statewide Totals**

Felony Charge Type

Charge Category	Total Charges Filed*
Dangerous Drugs	17,656
Stealing	7,715
Burglary	5,290
Weapons	4,576
Assault	4,097
Forgery	4,069
Family Offenses	3,817
Miscellaneous (Includes DWI)	3,066
Property Damage	2,569
Sexual Assault	1,954
Obstructing Police	1,727
Fraud	1,525
Driver's License	1,415
Sex Offenses	1,307
Robbery	1,150
Stolen Property	1,097
Health and Safety	621
Obstructing Judicial Process	515
Other Non-Hazardous	453
Kidnapping	445
Homicide	429
Obscenity	280
Arson	247
Peace Disturbance	152
Tax Revenue	107
Prostitution	106
Flight/Escapes	93
Exploit/Entice	80
Invasion of Privacy	40
Threats	20
Liquor Laws	12
Bribery	11
Gambling	11
Election Laws	1
Public Order Offense	1
TOTAL:	66,654

Misdemeanor Charge Type

Charge Category	Total Charges Filed*
Dangerous Drugs	3,299
Stealing	1,529
Driver's License	1,278
Assault	1,215
Miscellaneous (Included DWI)	963
Property Damage	538
Obstructing Police	462
Wrong Side of Road	438
Speeding	408
Safety Responsibility	405
Obstructing Judicial Process	396
Fraud	351
Family Offenses	246
Invasion of Property	206
Registration and Ownership	177
Stolen Property	163
Sex Offense	156
Traffic Signs/Signal/Road Marking	140
Other Non-Hazardous	131
Hazardous Vehicular Conditions	120
Peace Disturbance	99
Liquor Laws	98
Signal Intention	87
Right of Way Vehicles	77
Weapons	77
Health and Safety	50
Obscenity	31
Following	28
Kidnapping	26
All-Terrain Vehicles	19
Public Order Offenses	18
Conservation	11
Prostitution	10
Turning Movements	9
Overtaking	7
Arson	5
Flight/Escapes	5
Gambling	3
Tax Revenue	2
Water Craft Regulations	2
Haz Ped/Bic Behavior	1
TOTAL:	13,286

\* There may be multiple charges per case.

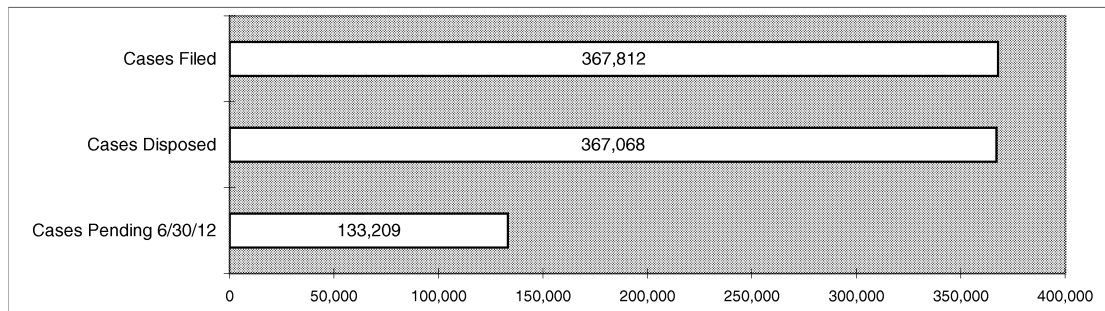
**Table 22**  
**Associate Divisions, FY 2012**  
**Charges Filed in Selected Categories**  
**Statewide Totals**

Felony Charge Type		Misdemeanor Charge Type	
<u>Charge Category</u>	<u>Total Charges Filed*</u>	<u>Charge Category</u>	<u>Total Charges Filed*</u>
Dangerous Drugs	20,099	Safety Responsibility	32,577
Stealing	9,651	Speeding	29,331
Burglary	6,196	Driver's License	23,011
Assault	5,789	Misc (Includes DWI)	19,826
Weapons	5,340	Registration and Ownership	16,769
Family Offenses	5,112	Dangerous Drugs	16,211
Forgery	4,709	Fraud	13,304
Fraud	4,116	Assault	9,121
Misc (Includes DWI)	3,657	Hazardous Vehicular Conditions	6,892
Property Damage	3,306	Wrong Side of Road	6,825
Obstructing Police	2,018	Stealing	5,998
Sexual Assault	1,779	Health and Safety	5,552
Driver's License	1,751	Family Offenses	4,424
Robbery	1,490	Liquor Laws	3,443
Stolen Property	1,470	Obstructing Police	2,580
Sex Offenses	1,348	Traffic Signs/Signals/Road Markings	2,558
Flight/Escape	1,267	Invasion of Privacy	2,429
Other Non-Hazardous	633	Property Damage	2,303
Health and Safety	620	Conservation	2,252
Obstructing Judicial Process	583	Veh Dimension, Weight and Marking	2,242
Kidnapping	560	Obstructing Judicial Process	2,166
Homicide	396	Right of Way Vehicle	1,769
Arson	289	Following	1,578
Obscenity	239	Peace Disturbance	1,497
Peace Disturbance	184	Signal Intention	1,438
Prostitution	147	Other Non-Hazardous	1,145
Tax Revenue	116	Stolen Property	860
Exploit/Entice	106	Water Craft Regulations	802
Threats	42	Overtaking	484
Gambling	21	Sex Offenses	434
Invasion of Privacy	14	Turning Movements	345
Liquor Laws	11	All-Terrain Vehicle	303
Bribery	9	Weapons	183
Overtaking	2	Gambling	164
Water Craft Regulations	2	Public Order Offense	128
Election Laws	1	Kidnapping	111
Public Order Offense	1	Flight/Escape	68
<b>TOTAL:</b>	<b>83,074</b>	Obscenity	58
		Prostitution	31
		Arson	18
		Hazardous Ped/Bicycle Behavior	15
		Tax Revenue	12
		Forgery	7
		Threats	3
		Bribery	2
		<b>TOTAL:</b>	<b>221,269</b>

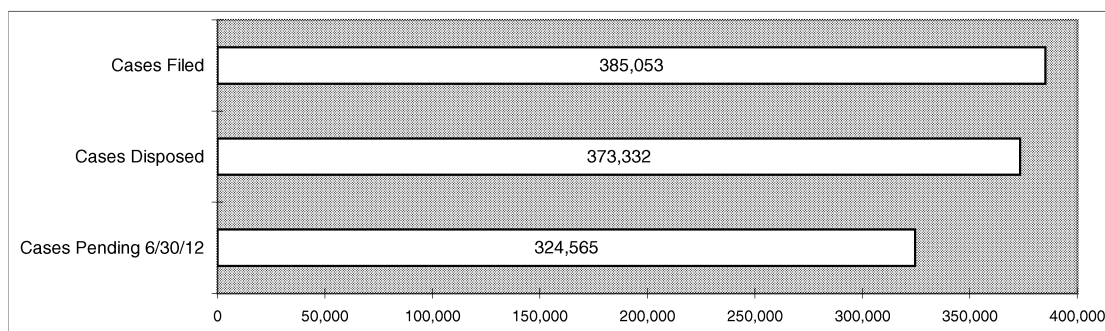
\* There may be multiple charges per case.

**Table 23**  
**Graphs, FY 2012**  
**Filed, Disposed and Pending**  
**Statewide Totals**

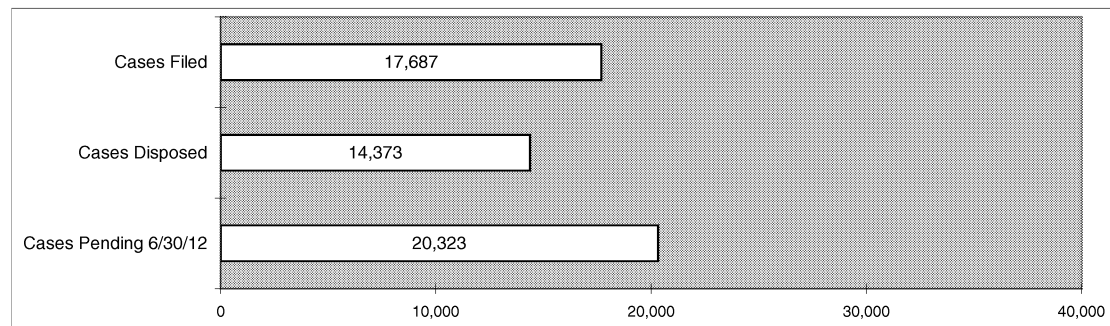
**CIVIL**



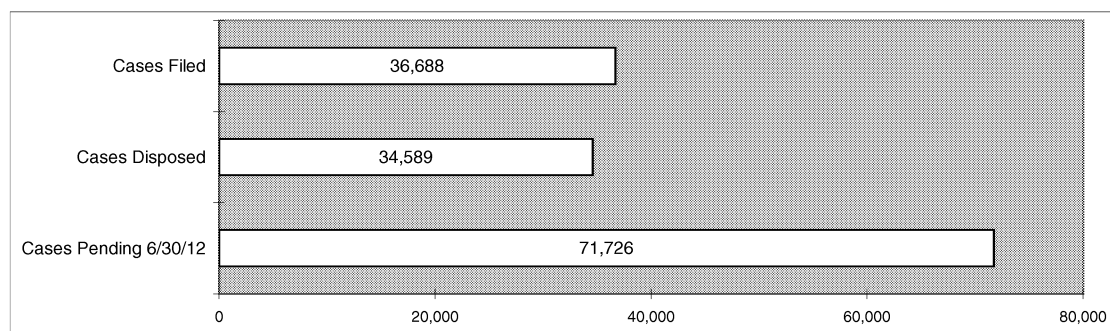
**CRIMINAL & ORDINANCE**



**JUVENILE**



**PROBATE**



**Table 24**  
**Circuit Court, FY 2012**  
**Cases Disposed by Manner of Disposition**  
**Statewide Totals**

<b>TYPE OF CASE</b>	<b>Method of Disposition</b>	<b>Percent of Cases Disposed</b>
<b>Circuit Civil</b> Approximately 1 out of every 2 General Civil cases was dismissed.	Change of Venue	2.1%
	Court Trial	15.9%
	Dismissed	53.2%
	Jury Trial	1.2%
	Other	12.1%
	Uncontested	15.5%
<b>Domestic Relations</b> Approximately 1 out of every 5 Domestic Relations cases was disposed by court trial.	Court Trial	18.9%
	Dismissed	44.6%
	Other	5.4%
	Uncontested	31.1%
<b>Associate Civil - Small Claims</b> Approximately 1 out of every 3 Assoc Civil cases was dismissed.	Change of Venue	2.3%
	Court Trial	6.1%
	Dismissed	35.4%
	Other	2.0%
	Uncontested	54.2%
<b>Felony</b> Approximately 8 out of every 10 Felony cases were disposed by guilty pleas.	Change of Venue	2.0%
	Court Trial	0.5%
	Dismissed	12.4%
	Guilty Plea	82.5%
	Jury Trial	1.3%
	Other	1.3%
<b>Associate Felony</b> Approximately 7 out of every 10 Assoc Felony cases were bound over.	Bound Over	73.6%
	Dismissed	16.6%
	Guilty Plea	8.4%
	Other	1.4%
<b>Misdemeanor</b> Approximately 2 out of every 3 Misdemeanor cases ended in guilty pleas.	Court Trial	0.7%
	Dismissed	32.6%
	Guilty Plea	65.1%
	Other	1.6%
<b>Traffic, Ordinance &amp; Muni Cert/TDN</b> Approximately 4 out of every 5 Traffic, Ordinance and Muni Cert/TDN cases ended in guilty pleas.	Court Trial	0.4%
	Dismissed	21.4%
	Guilty Plea	77.1%
	Other	1.1%

(This page intentionally left blank.)

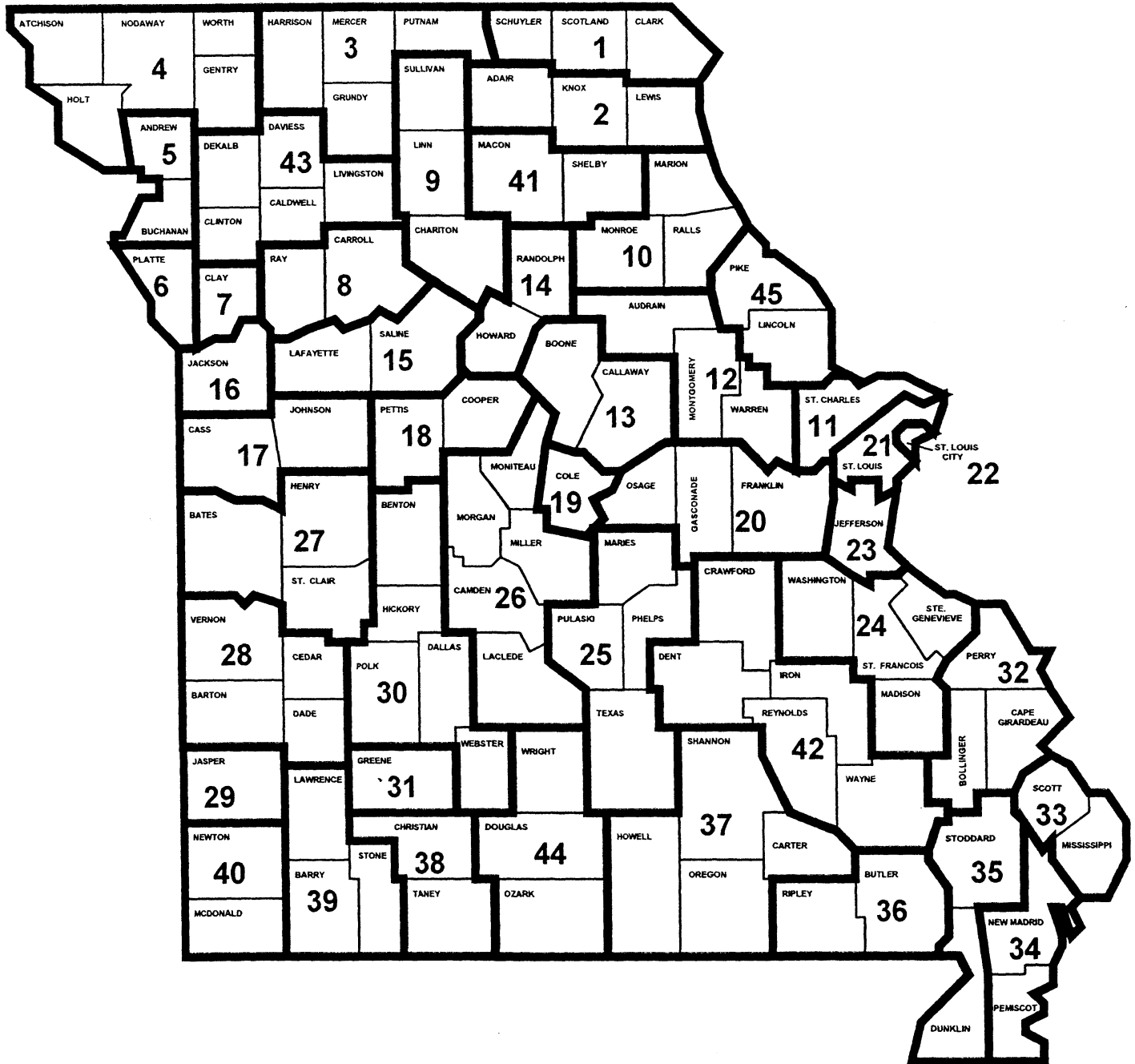
---

# CIRCUIT COURT

---

## Summary of Profiles

# Missouri's 45 Judicial Circuits



**Table 25**  
**Circuit Court, FY 2012**  
**Civil, Juvenile, & Probate Cases Filed, Disposed, and Pending**

Cir. No.	County	Circuit Civil Cases			Domestic Relations Cases			Juvenile Cases		
		Filed	Disposed	Pending	Filed	Disposed	Pending	Filed	Disposed	Pending
1	Clark	23	20	24	195	194	33	32	19	84
	Schulyer	23	21	11	85	77	27	18	7	21
	Scotland	25	14	20	78	84	11	19	13	18
	<b>Circuit Total</b>	<b>71</b>	<b>55</b>	<b>55</b>	<b>358</b>	<b>355</b>	<b>71</b>	<b>69</b>	<b>39</b>	<b>123</b>
2	Adair	105	111	102	339	305	154	58	63	76
	Knox	16	20	21	54	61	34	6	10	9
	Lewis	32	30	28	149	144	43	18	24	44
	<b>Circuit Total</b>	<b>153</b>	<b>161</b>	<b>151</b>	<b>542</b>	<b>510</b>	<b>231</b>	<b>82</b>	<b>97</b>	<b>129</b>
3	Grundy	36	27	30	272	280	64	43	43	39
	Harrison	32	27	28	217	221	52	33	21	35
	Mercer	15	13	12	38	45	8	9	10	8
	Putnam	22	19	18	101	101	26	26	11	46
	<b>Circuit Total</b>	<b>105</b>	<b>86</b>	<b>88</b>	<b>628</b>	<b>647</b>	<b>150</b>	<b>111</b>	<b>85</b>	<b>128</b>
4	Atchison	23	25	12	70	65	32	17	20	15
	Gentry	24	24	13	98	105	40	12	16	8
	Holt	21	20	17	82	77	24	19	7	16
	Nodaway	49	49	47	274	255	118	48	63	53
	Worth	0	2	3	36	51	5	10	13	4
	<b>Circuit Total</b>	<b>117</b>	<b>120</b>	<b>92</b>	<b>560</b>	<b>553</b>	<b>219</b>	<b>106</b>	<b>119</b>	<b>96</b>
5	Andrew	45	45	38	613	584	237	32	17	20
	Buchanan	402	418	233	1,524	1,469	362	451	176	167
	<b>Circuit Total</b>	<b>447</b>	<b>463</b>	<b>271</b>	<b>2,137</b>	<b>2,053</b>	<b>599</b>	<b>483</b>	<b>193</b>	<b>187</b>
6	Platte	481	473	440	1,341	1,375	481	108	86	81
	<b>Circuit Total</b>	<b>481</b>	<b>473</b>	<b>440</b>	<b>1,341</b>	<b>1,375</b>	<b>481</b>	<b>108</b>	<b>86</b>	<b>81</b>
7	Clay	1,207	1,132	1,417	4,575	4,654	1,961	262	142	193
	<b>Circuit Total</b>	<b>1,207</b>	<b>1,132</b>	<b>1,417</b>	<b>4,575</b>	<b>4,654</b>	<b>1,961</b>	<b>262</b>	<b>142</b>	<b>193</b>
8	Carroll	38	29	42	157	161	56	14	11	56
	Ray	97	91	102	488	482	149	31	36	52
	<b>Circuit Total</b>	<b>135</b>	<b>120</b>	<b>144</b>	<b>645</b>	<b>643</b>	<b>205</b>	<b>45</b>	<b>47</b>	<b>108</b>
9	Chariton	14	21	10	74	84	25	27	12	26
	Linn	28	27	44	160	148	77	66	51	78
	Sullivan	21	17	11	123	120	37	46	41	37
	<b>Circuit Total</b>	<b>63</b>	<b>65</b>	<b>65</b>	<b>357</b>	<b>352</b>	<b>139</b>	<b>139</b>	<b>104</b>	<b>141</b>
10	Marion	99	81	63	878	832	181	67	83	104
	Monroe	34	26	25	133	120	36	23	20	34
	Ralls	19	26	21	208	206	42	22	18	30
	<b>Circuit Total</b>	<b>152</b>	<b>133</b>	<b>109</b>	<b>1,219</b>	<b>1,158</b>	<b>259</b>	<b>112</b>	<b>121</b>	<b>168</b>
11	St. Charles	1,332	1,332	1,491	4,841	4,835	1,723	442	383	446
	<b>Circuit Total</b>	<b>1,332</b>	<b>1,332</b>	<b>1,491</b>	<b>4,841</b>	<b>4,835</b>	<b>1,723</b>	<b>442</b>	<b>383</b>	<b>446</b>
12	Audrain	88	73	74	448	485	100	40	79	148
	Montgomery	44	46	56	203	208	97	34	28	58
	Warren	105	113	108	580	598	165	69	75	128
	<b>Circuit Total</b>	<b>237</b>	<b>232</b>	<b>238</b>	<b>1,231</b>	<b>1,291</b>	<b>362</b>	<b>143</b>	<b>182</b>	<b>334</b>
13	Boone	568	579	513	2,655	2,671	686	665	452	440
	Callaway	127	136	108	824	669	455	187	127	161
	<b>Circuit Total</b>	<b>695</b>	<b>715</b>	<b>621</b>	<b>3,479</b>	<b>3,340</b>	<b>1,141</b>	<b>852</b>	<b>579</b>	<b>601</b>
14	Howard	33	41	16	134	145	20	21	11	28
	Randolph	118	115	64	430	413	134	117	71	183
	<b>Circuit Total</b>	<b>151</b>	<b>156</b>	<b>80</b>	<b>564</b>	<b>558</b>	<b>154</b>	<b>138</b>	<b>82</b>	<b>211</b>
15	Lafayette	136	150	88	674	701	225	69	53	83
	Saline	92	81	95	381	359	239	62	34	70
	<b>Circuit Total</b>	<b>228</b>	<b>231</b>	<b>183</b>	<b>1,055</b>	<b>1,060</b>	<b>464</b>	<b>131</b>	<b>87</b>	<b>153</b>
16	Jackson	3,440	3,448	3,144	14,315	13,884	5,573	2,784	1,920	2,917
	<b>Circuit Total</b>	<b>3,440</b>	<b>3,448</b>	<b>3,144</b>	<b>14,315</b>	<b>13,884</b>	<b>5,573</b>	<b>2,784</b>	<b>1,920</b>	<b>2,917</b>
17	Cass	381	359	487	1,664	1,501	903	293	166	448
	Johnson	346	295	297	675	696	402	107	83	149
	<b>Circuit Total</b>	<b>727</b>	<b>654</b>	<b>784</b>	<b>2,339</b>	<b>2,197</b>	<b>1,305</b>	<b>400</b>	<b>249</b>	<b>597</b>
18	Cooper	54	52	60	225	224	76	40	23	61
	Pettis	387	336	293	920	893	254	101	110	83
	<b>Circuit Total</b>	<b>441</b>	<b>388</b>	<b>353</b>	<b>1,145</b>	<b>1,117</b>	<b>330</b>	<b>141</b>	<b>133</b>	<b>144</b>
19	Cole	782	772	570	1,724	1,690	398	241	176	215
	<b>Circuit Total</b>	<b>782</b>	<b>772</b>	<b>570</b>	<b>1,724</b>	<b>1,690</b>	<b>398</b>	<b>241</b>	<b>176</b>	<b>215</b>
20	Franklin	344	305	460	1,614	1,548	865	306	180	483
	Gasconade	34	44	33	247	232	111	33	20	35
	Osage	25	21	18	203	199	53	3	10	8
	<b>Circuit Total</b>	<b>403</b>	<b>370</b>	<b>511</b>	<b>2,064</b>	<b>1,979</b>	<b>1,029</b>	<b>342</b>	<b>210</b>	<b>526</b>
21	St. Louis County	5,436	5,370	4,538	13,232	12,837	4,604	1,750	1,451	1,563
	<b>Circuit Total</b>	<b>5,436</b>	<b>5,370</b>	<b>4,538</b>	<b>13,232</b>	<b>12,837</b>	<b>4,604</b>	<b>1,750</b>	<b>1,451</b>	<b>1,563</b>
22	City of St. Louis	5,478	5,331	3,674	8,346	7,580	4,230	840	820	888
	<b>Circuit Total</b>	<b>5,478</b>	<b>5,331</b>	<b>3,674</b>	<b>8,346</b>	<b>7,580</b>	<b>4,230</b>	<b>840</b>	<b>820</b>	<b>888</b>
23	Jefferson	1,280	1,240	1,163	4,456	4,121	2,253	837	616	824
	<b>Circuit Total</b>	<b>1,280</b>	<b>1,240</b>	<b>1,163</b>	<b>4,456</b>	<b>4,121</b>	<b>2,253</b>	<b>837</b>	<b>616</b>	<b>824</b>
24	Madison	38	47	57	197	188	126	54	43	84
	St. Francois	229	272	337	1,289	1,365	514	219	161	273
	Ste. Genevieve	88	82	90	238	244	106	44	29	62
	Washington	120	111	222	477	520	254	87	94	167
	<b>Circuit Total</b>	<b>475</b>	<b>512</b>	<b>706</b>	<b>2,201</b>	<b>2,317</b>	<b>1,000</b>	<b>404</b>	<b>327</b>	<b>586</b>



**Table 25**  
**Circuit Court, FY 2012**  
**Civil, Juvenile, & Probate Cases Filed, Disposed, and Pending**

Cir. No.	County	Associate Civil - Small Claims Cases			Probate Cases			Simple Probate Cases		
		Filed	Disposed	Pending	Filed	Disposed	Pending	Filed	Disposed	Pending
1	Clark	111	104	28	17	27	104	20	15	18
	Schulyer	83	80	15	10	7	40	11	9	2
	Scotland	45	49	4	15	17	46	26	19	18
	<b>Circuit Total</b>	<b>239</b>	<b>233</b>	<b>47</b>	<b>42</b>	<b>51</b>	<b>190</b>	<b>57</b>	<b>43</b>	<b>38</b>
2	Adair	615	647	108	41	47	308	90	87	42
	Knox	72	72	31	9	9	46	15	16	4
	Lewis	150	154	37	30	24	127	36	33	12
	<b>Circuit Total</b>	<b>837</b>	<b>873</b>	<b>176</b>	<b>80</b>	<b>80</b>	<b>481</b>	<b>141</b>	<b>136</b>	<b>58</b>
3	Grundy	158	171	22	32	19	178	55	49	127
	Harrison	255	296	48	42	34	254	44	42	108
	Mercer	57	55	12	13	10	73	14	14	6
	Putnam	112	112	21	23	12	105	39	37	16
	<b>Circuit Total</b>	<b>582</b>	<b>634</b>	<b>103</b>	<b>110</b>	<b>75</b>	<b>610</b>	<b>152</b>	<b>142</b>	<b>257</b>
4	Atchison	98	104	20	27	15	103	32	32	10
	Gentry	158	151	34	25	17	130	23	24	9
	Holt	149	149	21	7	13	77	17	17	8
	Nodaway	373	372	135	81	61	263	185	148	145
	Worth	26	33	3	6	4	38	9	7	10
	<b>Circuit Total</b>	<b>804</b>	<b>809</b>	<b>213</b>	<b>146</b>	<b>110</b>	<b>611</b>	<b>266</b>	<b>228</b>	<b>182</b>
5	Andrew	514	542	134	32	16	237	34	33	31
	Buchanan	4,112	4,321	655	295	229	1,357	1,332	1,311	407
	<b>Circuit Total</b>	<b>4,626</b>	<b>4,863</b>	<b>789</b>	<b>327</b>	<b>245</b>	<b>1,594</b>	<b>1,366</b>	<b>1,344</b>	<b>438</b>
6	Platte	2,840	2,970	555	150	107	687	173	148	194
	<b>Circuit Total</b>	<b>2,840</b>	<b>2,970</b>	<b>555</b>	<b>150</b>	<b>107</b>	<b>687</b>	<b>173</b>	<b>148</b>	<b>194</b>
7	Clay	10,613	10,459	2,410	332	257	1,687	449	452	644
	<b>Circuit Total</b>	<b>10,613</b>	<b>10,459</b>	<b>2,410</b>	<b>332</b>	<b>257</b>	<b>1,687</b>	<b>449</b>	<b>452</b>	<b>644</b>
8	Carroll	192	195	49	36	48	187	65	59	58
	Ray	790	755	255	57	60	324	80	75	20
	<b>Circuit Total</b>	<b>982</b>	<b>950</b>	<b>304</b>	<b>93</b>	<b>108</b>	<b>511</b>	<b>145</b>	<b>134</b>	<b>78</b>
9	Chariton	150	145	27	24	8	103	47	45	7
	Linn	275	293	63	30	25	363	92	88	47
	Sullivan	156	161	25	12	17	81	26	26	6
	<b>Circuit Total</b>	<b>581</b>	<b>599</b>	<b>115</b>	<b>66</b>	<b>50</b>	<b>547</b>	<b>165</b>	<b>159</b>	<b>60</b>
10	Marion	1,265	1,243	244	76	52	801	136	205	36
	Monroe	205	191	39	32	23	143	31	29	27
	Ralls	221	214	47	27	22	163	27	23	11
	<b>Circuit Total</b>	<b>1,691</b>	<b>1,648</b>	<b>330</b>	<b>135</b>	<b>97</b>	<b>1,107</b>	<b>194</b>	<b>257</b>	<b>74</b>
11	St. Charles	9,830	9,959	2,855	553	459	2,504	624	525	334
	<b>Circuit Total</b>	<b>9,830</b>	<b>9,959</b>	<b>2,855</b>	<b>553</b>	<b>459</b>	<b>2,504</b>	<b>624</b>	<b>525</b>	<b>334</b>
12	Audrain	709	697	150	40	43	221	89	95	88
	Montgomery	305	308	56	22	31	121	41	41	14
	Warren	995	1,003	190	44	117	241	67	68	19
	<b>Circuit Total</b>	<b>2,009</b>	<b>2,008</b>	<b>396</b>	<b>106</b>	<b>191</b>	<b>583</b>	<b>197</b>	<b>204</b>	<b>121</b>
13	Boone	4,951	5,161	1,252	497	460	1,218	1,384	1,353	241
	Callaway	1,102	1,121	287	95	127	493	174	177	115
	<b>Circuit Total</b>	<b>6,053</b>	<b>6,282</b>	<b>1,539</b>	<b>592</b>	<b>587</b>	<b>1,711</b>	<b>1,558</b>	<b>1,530</b>	<b>356</b>
14	Howard	199	196	37	30	13	141	30	31	7
	Randolph	933	964	143	45	33	289	163	160	26
	<b>Circuit Total</b>	<b>1,132</b>	<b>1,160</b>	<b>180</b>	<b>75</b>	<b>46</b>	<b>430</b>	<b>193</b>	<b>191</b>	<b>33</b>
15	Lafayette	812	871	186	70	69	312	99	92	24
	Saline	577	597	125	63	47	429	92	89	74
	<b>Circuit Total</b>	<b>1,389</b>	<b>1,468</b>	<b>311</b>	<b>133</b>	<b>116</b>	<b>741</b>	<b>191</b>	<b>181</b>	<b>98</b>
16	Jackson	31,455	32,408	9,247	1,553	1,470	6,983	2,579	2,540	619
	<b>Circuit Total</b>	<b>31,455</b>	<b>32,408</b>	<b>9,247</b>	<b>1,553</b>	<b>1,470</b>	<b>6,983</b>	<b>2,579</b>	<b>2,540</b>	<b>619</b>
17	Cass	2,750	2,756	858	134	157	755	168	168	35
	Johnson	888	949	269	73	74	347	97	91	36
	<b>Circuit Total</b>	<b>3,638</b>	<b>3,705</b>	<b>1,127</b>	<b>207</b>	<b>231</b>	<b>1,102</b>	<b>265</b>	<b>259</b>	<b>71</b>
18	Cooper	577	625	157	39	42	330	56	55	11
	Pettis	1,429	1,521	278	122	98	518	169	171	8
	<b>Circuit Total</b>	<b>2,006</b>	<b>2,146</b>	<b>435</b>	<b>161</b>	<b>140</b>	<b>848</b>	<b>225</b>	<b>226</b>	<b>19</b>
19	Cole	2,252	2,270	477	139	73	929	379	375	54
	<b>Circuit Total</b>	<b>2,252</b>	<b>2,270</b>	<b>477</b>	<b>139</b>	<b>73</b>	<b>929</b>	<b>379</b>	<b>375</b>	<b>54</b>
20	Franklin	3,186	3,180	1,228	204	137	893	307	271	166
	Gasconade	374	374	94	27	29	139	58	63	4
	Osage	191	186	36	33	29	120	27	26	5
	<b>Circuit Total</b>	<b>3,751</b>	<b>3,740</b>	<b>1,358</b>	<b>264</b>	<b>195</b>	<b>1,152</b>	<b>392</b>	<b>360</b>	<b>175</b>
21	St. Louis County	50,529	49,830	12,607	1,540	1,438	6,196	4,009	4,020	456
	<b>Circuit Total</b>	<b>50,529</b>	<b>49,830</b>	<b>12,607</b>	<b>1,540</b>	<b>1,438</b>	<b>6,196</b>	<b>4,009</b>	<b>4,020</b>	<b>456</b>
22	City of St. Louis	21,621	20,264	5,885	678	636	2,764	1,382	1,411	358
	<b>Circuit Total</b>	<b>21,621</b>	<b>20,264</b>	<b>5,885</b>	<b>678</b>	<b>636</b>	<b>2,764</b>	<b>1,382</b>	<b>1,411</b>	<b>358</b>
23	Jefferson	7,076	7,372	1,689	394	186	2,200	420	415	147
	<b>Circuit Total</b>	<b>7,076</b>	<b>7,372</b>	<b>1,689</b>	<b>394</b>	<b>186</b>	<b>2,200</b>	<b>420</b>	<b>415</b>	<b>147</b>
24	Madison	326	319	91	16	20	109	34	34	13
	St. Francois	2,103	2,239	685	144	148	739	338	320	169
	Ste. Genevieve	588	690	238	34	47	185	53	53	7
	Washington	707	691	439	37	28	296	66	58	69
	<b>Circuit Total</b>	<b>3,724</b>	<b>3,939</b>	<b>1,453</b>	<b>231</b>	<b>243</b>	<b>1,329</b>	<b>491</b>	<b>465</b>	<b>258</b>

**Table 25**  
**Circuit Court, FY 2012**  
**Civil, Juvenile, & Probate Cases Filed, Disposed, and Pending**

Cir. No.	County	Circuit Civil Cases			Domestic Relations Cases			Juvenile Cases		
		Filed	Disposed	Pending	Filed	Disposed	Pending	Filed	Disposed	Pending
25	Maries	19	30	11	130	121	43	15	13	17
	Phelps	409	340	367	885	934	298	97	117	110
	Pulaski	128	170	218	1,489	1,560	527	132	143	114
	Texas	105	116	128	511	468	226	51	74	64
	<b>Circuit Total</b>	<b>661</b>	<b>656</b>	<b>724</b>	<b>3,015</b>	<b>3,083</b>	<b>1,094</b>	<b>295</b>	<b>347</b>	<b>305</b>
26	Camden	368	383	450	852	851	251	85	61	142
	Laclede	268	316	243	939	937	245	110	139	212
	Miller	143	153	116	548	560	182	85	81	109
	Moniteau	37	47	28	178	188	45	12	12	30
	Morgan	101	119	104	221	221	109	34	27	102
	<b>Circuit Total</b>	<b>917</b>	<b>1,018</b>	<b>941</b>	<b>2,738</b>	<b>2,757</b>	<b>832</b>	<b>326</b>	<b>320</b>	<b>595</b>
27	Bates	62	92	89	347	323	257	48	73	44
	Henry	116	122	141	507	520	171	93	81	128
	St. Clair	34	38	35	232	226	59	37	25	36
	<b>Circuit Total</b>	<b>212</b>	<b>252</b>	<b>265</b>	<b>1,086</b>	<b>1,069</b>	<b>487</b>	<b>178</b>	<b>179</b>	<b>208</b>
28	Barton	32	30	25	264	247	69	35	47	35
	Cedar	43	41	44	291	294	87	30	16	28
	Dade	24	28	23	160	162	52	9	13	12
	Vernon	76	87	67	454	450	130	50	40	81
	<b>Circuit Total</b>	<b>175</b>	<b>186</b>	<b>159</b>	<b>1,169</b>	<b>1,153</b>	<b>338</b>	<b>124</b>	<b>116</b>	<b>156</b>
29	Jasper	544	565	863	2,850	2,718	1,112	986	688	2,057
	<b>Circuit Total</b>	<b>544</b>	<b>565</b>	<b>863</b>	<b>2,850</b>	<b>2,718</b>	<b>1,112</b>	<b>986</b>	<b>688</b>	<b>2,057</b>
30	Benton	81	57	90	235	205	125	11	14	10
	Dallas	118	115	111	278	270	143	35	31	40
	Hickory	38	30	36	119	114	25	9	11	6
	Polk	115	117	128	636	590	173	47	46	59
	Webster	92	109	115	542	517	217	46	39	69
	<b>Circuit Total</b>	<b>444</b>	<b>428</b>	<b>480</b>	<b>1,810</b>	<b>1,696</b>	<b>683</b>	<b>148</b>	<b>141</b>	<b>184</b>
31	Greene	1,892	2,080	2,181	6,468	6,417	1,637	972	1,060	1,290
	<b>Circuit Total</b>	<b>1,892</b>	<b>2,080</b>	<b>2,181</b>	<b>6,468</b>	<b>6,417</b>	<b>1,637</b>	<b>972</b>	<b>1,060</b>	<b>1,290</b>
32	Bollinger	31	29	23	224	232	51	34	58	16
	Cape Girardeau	350	347	305	1,642	1,617	631	229	179	192
	Perry	47	55	24	271	269	91	35	30	35
	<b>Circuit Total</b>	<b>428</b>	<b>431</b>	<b>352</b>	<b>2,137</b>	<b>2,118</b>	<b>773</b>	<b>298</b>	<b>267</b>	<b>243</b>
33	Mississippi	74	65	82	418	353	310	91	63	65
	Scott	159	180	205	860	818	435	223	228	274
	<b>Circuit Total</b>	<b>233</b>	<b>245</b>	<b>287</b>	<b>1,278</b>	<b>1,171</b>	<b>745</b>	<b>314</b>	<b>291</b>	<b>339</b>
34	New Madrid	84	117	106	322	342	140	62	44	79
	Pemiscot	107	156	94	623	625	142	69	75	100
	<b>Circuit Total</b>	<b>191</b>	<b>273</b>	<b>200</b>	<b>945</b>	<b>967</b>	<b>282</b>	<b>131</b>	<b>119</b>	<b>179</b>
35	Dunklin	157	115	480	802	773	791	201	210	204
	Stoddard	136	146	181	796	786	270	353	275	332
	<b>Circuit Total</b>	<b>293</b>	<b>261</b>	<b>661</b>	<b>1,598</b>	<b>1,559</b>	<b>1,061</b>	<b>554</b>	<b>485</b>	<b>536</b>
36	Butler	202	197	174	1,349	1,273	383	214	171	190
	Ripley	57	74	48	348	339	92	102	86	84
	<b>Circuit Total</b>	<b>259</b>	<b>271</b>	<b>222</b>	<b>1,697</b>	<b>1,612</b>	<b>475</b>	<b>316</b>	<b>257</b>	<b>274</b>
37	Carter	39	41	49	159	180	74	9	1	25
	Howell	174	163	171	1,064	1,029	347	58	77	100
	Oregon	40	33	53	234	218	103	17	15	28
	Shannon	32	33	36	196	166	93	2	1	31
	<b>Circuit Total</b>	<b>285</b>	<b>270</b>	<b>309</b>	<b>1,653</b>	<b>1,593</b>	<b>617</b>	<b>86</b>	<b>94</b>	<b>184</b>
38	Christian	273	344	409	1,186	1,132	583	154	158	134
	Taney	363	462	518	816	818	406	166	172	255
	<b>Circuit Total</b>	<b>636</b>	<b>806</b>	<b>927</b>	<b>2,002</b>	<b>1,950</b>	<b>989</b>	<b>320</b>	<b>330</b>	<b>389</b>
39	Barry	147	188	158	826	792	323	115	128	145
	Lawrence	135	160	133	747	680	281	147	97	138
	Stone	372	289	361	335	386	111	75	66	110
	<b>Circuit Total</b>	<b>654</b>	<b>637</b>	<b>652</b>	<b>1,908</b>	<b>1,858</b>	<b>715</b>	<b>337</b>	<b>291</b>	<b>393</b>
40	McDonald	88	97	71	550	517	166	104	116	115
	Newton	210	233	242	831	780	371	354	326	420
	<b>Circuit Total</b>	<b>298</b>	<b>330</b>	<b>313</b>	<b>1,381</b>	<b>1,297</b>	<b>537</b>	<b>458</b>	<b>442</b>	<b>535</b>
41	Macon	48	42	58	187	171	112	59	40	97
	Shelby	13	18	13	103	110	32	40	36	34
	<b>Circuit Total</b>	<b>61</b>	<b>60</b>	<b>71</b>	<b>290</b>	<b>281</b>	<b>144</b>	<b>99</b>	<b>76</b>	<b>131</b>
42	Crawford	97	85	102	544	572	205	53	71	48
	Dent	91	68	92	306	294	118	24	19	41
	Iron	30	34	57	188	203	116	41	40	54
	Reynolds	22	29	27	117	106	73	10	13	34
	Wayne	55	53	51	236	217	107	32	32	61
	<b>Circuit Total</b>	<b>295</b>	<b>269</b>	<b>329</b>	<b>1,391</b>	<b>1,392</b>	<b>619</b>	<b>160</b>	<b>175</b>	<b>238</b>
43	Caldwell	41	41	36	129	136	90	41	30	42
	Clinton	73	74	88	260	232	209	98	52	107
	Daviess	27	35	28	108	90	76	36	15	41
	DeKalb	56	49	55	105	125	88	50	9	57
	Livingston	62	75	64	264	302	80	49	29	61
	<b>Circuit Total</b>	<b>259</b>	<b>274</b>	<b>271</b>	<b>866</b>	<b>885</b>	<b>543</b>	<b>274</b>	<b>135</b>	<b>308</b>
44	Douglas	45	47	61	333	344	109	44	45	50
	Ozark	62	75	46	176	169	47	15	25	14
	Wright	134	131	91	389	405	126	84	64	87
	<b>Circuit Total</b>	<b>241</b>	<b>253</b>	<b>198</b>	<b>898</b>	<b>918</b>	<b>282</b>	<b>143</b>	<b>134</b>	<b>151</b>
45	Lincoln	192	219	122	1,090	1,065	256	147	134	187
	Pike	78	81	41	298	275	96	59	44	82
	<b>Circuit Total</b>	<b>270</b>	<b>300</b>	<b>163</b>	<b>1,388</b>	<b>1,340</b>	<b>352</b>	<b>206</b>	<b>178</b>	<b>269</b>
<b>STATE TOTAL</b>		<b>33,284</b>	<b>33,424</b>	<b>31,456</b>	<b>111,922</b>	<b>108,940</b>	<b>43,198</b>	<b>17,687</b>	<b>14,373</b>	<b>20,323</b>

**Table 25**  
**Circuit Court, FY 2012**  
**Civil, Juvenile, & Probate Cases Filed, Disposed, and Pending**

Cir. No.	County	Associate Civil - Small Claims Cases			Probate Cases			Simple Probate Cases		
		Filed	Disposed	Pending	Filed	Disposed	Pending	Filed	Disposed	Pending
25	Maries	171	181	37	16	15	97	27	27	25
	Phelps	864	998	163	98	85	503	290	300	10
	Pulaski	985	1,007	147	101	83	646	109	100	70
	Texas	436	602	125	72	34	395	47	44	9
	<b>Circuit Total</b>	<b>2,456</b>	<b>2,788</b>	<b>472</b>	<b>287</b>	<b>217</b>	<b>1,641</b>	<b>473</b>	<b>471</b>	<b>114</b>
26	Camden	1,197	1,419	216	81	65	354	158	163	38
	Laclede	677	700	154	108	48	599	88	66	80
	Miller	507	486	102	52	53	306	71	67	30
	Moniteau	297	299	46	21	35	132	27	32	4
	Morgan	400	397	156	46	28	220	61	41	64
	<b>Circuit Total</b>	<b>3,078</b>	<b>3,301</b>	<b>674</b>	<b>308</b>	<b>229</b>	<b>1,611</b>	<b>405</b>	<b>369</b>	<b>216</b>
27	Bates	391	419	136	60	41	296	38	32	32
	Henry	714	633	223	83	74	424	84	73	29
	St. Clair	172	188	23	46	26	140	53	41	23
	<b>Circuit Total</b>	<b>1,277</b>	<b>1,240</b>	<b>382</b>	<b>189</b>	<b>141</b>	<b>860</b>	<b>175</b>	<b>146</b>	<b>84</b>
28	Barton	277	256	73	42	27	186	28	21	13
	Cedar	308	324	56	59	68	211	83	77	21
	Dade	177	175	43	18	17	86	17	17	9
	Vernon	534	532	206	81	89	412	56	56	116
	<b>Circuit Total</b>	<b>1,296</b>	<b>1,287</b>	<b>378</b>	<b>200</b>	<b>201</b>	<b>895</b>	<b>184</b>	<b>171</b>	<b>159</b>
29	Jasper	3,972	4,002	1,246	283	274	1,560	715	902	124
	<b>Circuit Total</b>	<b>3,972</b>	<b>4,002</b>	<b>1,246</b>	<b>283</b>	<b>274</b>	<b>1,560</b>	<b>715</b>	<b>902</b>	<b>124</b>
30	Benton	435	428	131	73	46	211	81	81	41
	Dallas	334	304	92	29	18	174	21	17	19
	Hickory	145	156	33	28	22	95	17	16	6
	Polk	695	678	152	73	72	309	248	270	71
	Webster	927	1,025	240	56	64	384	46	51	9
	<b>Circuit Total</b>	<b>2,536</b>	<b>2,591</b>	<b>648</b>	<b>259</b>	<b>222</b>	<b>1,173</b>	<b>413</b>	<b>435</b>	<b>146</b>
31	Greene	11,073	11,207	2,728	465	420	2,307	1,245	1,257	39
	<b>Circuit Total</b>	<b>11,073</b>	<b>11,207</b>	<b>2,728</b>	<b>465</b>	<b>420</b>	<b>2,307</b>	<b>1,245</b>	<b>1,257</b>	<b>39</b>
32	Bollinger	205	207	49	28	36	181	20	21	3
	Cape Girardeau	2,784	2,960	733	177	107	856	283	269	38
	Perry	389	388	73	50	34	248	69	71	17
	<b>Circuit Total</b>	<b>3,378</b>	<b>3,555</b>	<b>855</b>	<b>255</b>	<b>177</b>	<b>1,285</b>	<b>372</b>	<b>361</b>	<b>58</b>
33	Mississippi	384	406	60	57	27	385	52	95	160
	Scott	1,461	1,503	346	198	139	806	126	125	68
	<b>Circuit Total</b>	<b>1,845</b>	<b>1,909</b>	<b>406</b>	<b>255</b>	<b>166</b>	<b>1,191</b>	<b>178</b>	<b>220</b>	<b>228</b>
34	New Madrid	414	426	79	59	55	373	50	52	6
	Pemiscot	562	580	69	47	37	380	42	42	33
	<b>Circuit Total</b>	<b>976</b>	<b>1,006</b>	<b>148</b>	<b>106</b>	<b>92</b>	<b>753</b>	<b>92</b>	<b>94</b>	<b>39</b>
35	Dunklin	855	934	279	127	152	858	138	117	113
	Stoddard	797	841	164	95	99	525	89	90	2
	<b>Circuit Total</b>	<b>1,652</b>	<b>1,775</b>	<b>443</b>	<b>222</b>	<b>251</b>	<b>1,383</b>	<b>227</b>	<b>207</b>	<b>115</b>
36	Butler	1,396	1,436	353	218	156	829	224	221	8
	Ripley	335	341	89	53	46	174	27	25	3
	<b>Circuit Total</b>	<b>1,731</b>	<b>1,777</b>	<b>442</b>	<b>271</b>	<b>202</b>	<b>1,003</b>	<b>251</b>	<b>246</b>	<b>11</b>
37	Carter	156	158	28	12	10	149	21	17	100
	Howell	921	980	296	122	100	535	522	508	81
	Oregon	164	177	45	30	21	172	23	24	4
	Shannon	147	130	62	13	12	82	20	18	9
	<b>Circuit Total</b>	<b>1,388</b>	<b>1,445</b>	<b>431</b>	<b>177</b>	<b>143</b>	<b>938</b>	<b>586</b>	<b>567</b>	<b>194</b>
38	Christian	2,244	2,293	657	98	94	543	103	102	45
	Taney	1,973	1,985	1,088	84	46	578	156	131	131
	<b>Circuit Total</b>	<b>4,217</b>	<b>4,278</b>	<b>1,745</b>	<b>182</b>	<b>140</b>	<b>1,121</b>	<b>259</b>	<b>233</b>	<b>176</b>
39	Barry	1,078	1,068	266	112	101	527	69	66	14
	Lawrence	844	850	208	73	99	482	78	76	51
	Stone	680	739	196	57	40	261	47	50	35
	<b>Circuit Total</b>	<b>2,602</b>	<b>2,657</b>	<b>670</b>	<b>242</b>	<b>240</b>	<b>1,270</b>	<b>194</b>	<b>192</b>	<b>100</b>
40	McDonald	617	633	146	80	63	362	40	31	21
	Newton	1,827	1,998	490	276	190	1,416	1,114	954	2,498
	<b>Circuit Total</b>	<b>2,444</b>	<b>2,631</b>	<b>636</b>	<b>356</b>	<b>253</b>	<b>1,778</b>	<b>1,154</b>	<b>985</b>	<b>2,519</b>
41	Macon	417	450	109	48	31	241	96	88	33
	Shelby	135	147	15	13	19	92	26	24	27
	<b>Circuit Total</b>	<b>552</b>	<b>597</b>	<b>124</b>	<b>61</b>	<b>50</b>	<b>333</b>	<b>122</b>	<b>112</b>	<b>60</b>
42	Crawford	521	596	140	79	84	316	200	200	4
	Dent	284	330	84	37	33	244	91	92	31
	Iron	244	254	62	16	9	168	42	39	30
	Reynolds	111	124	26	11	8	81	23	18	27
	Wayne	279	298	108	34	38	172	45	37	44
	<b>Circuit Total</b>	<b>1,439</b>	<b>1,602</b>	<b>420</b>	<b>177</b>	<b>172</b>	<b>981</b>	<b>401</b>	<b>386</b>	<b>136</b>
43	Caldwell	268	275	67	12	12	128	32	21	172
	Clinton	671	679	236	38	28	286	35	18	189
	Daviess	163	155	70	15	18	75	22	15	23
	DeKalb	297	324	58	24	26	101	19	22	2
	Livingston	296	309	67	35	41	220	68	66	65
	<b>Circuit Total</b>	<b>1,695</b>	<b>1,742</b>	<b>498</b>	<b>124</b>	<b>125</b>	<b>810</b>	<b>176</b>	<b>142</b>	<b>451</b>
44	Douglas	198	195	71	35	24	184	31	24	14
	Ozark	144	138	27	31	19	119	27	24	12
	Wright	275	270	48	31	28	246	58	52	14
	<b>Circuit Total</b>	<b>617</b>	<b>603</b>	<b>146</b>	<b>97</b>	<b>71</b>	<b>549</b>	<b>116</b>	<b>100</b>	<b>40</b>
45	Lincoln	1,716	1,680	376	103	64	390	117	111	17
	Pike	406	442	86	40	41	238	54	55	11
	<b>Circuit Total</b>	<b>2,122</b>	<b>2,122</b>	<b>462</b>	<b>143</b>	<b>105</b>	<b>628</b>	<b>171</b>	<b>166</b>	<b>28</b>
<b>STATE TOTAL</b>		<b>222,606</b>	<b>224,704</b>	<b>58,555</b>	<b>12,766</b>	<b>11,082</b>	<b>61,567</b>	<b>23,922</b>	<b>23,507</b>	<b>10,159</b>

**Table 26**  
**Circuit Court, FY 2012**  
**Criminal Cases Filed, Disposed, and Pending**

Cir. No.	County	Felonies Cases			Associate Felony Cases			Misdemeanor Cases		
		Filed	Disposed	Pending	Filed	Disposed	Pending	Filed	Disposed	Pending
1	Clark	77	76	17	79	83	25	700	659	361
	Schuyler	13	16	5	21	24	19	198	192	149
	Scotland	45	38	26	59	46	19	190	179	66
	<b>Circuit Total</b>	<b>135</b>	<b>130</b>	<b>48</b>	<b>159</b>	<b>153</b>	<b>63</b>	<b>1,088</b>	<b>1,030</b>	<b>576</b>
2	Adair	289	255	166	330	332	71	533	585	320
	Knox	22	27	16	35	32	14	116	120	49
	Lewis	81	75	36	122	124	44	425	429	172
	<b>Circuit Total</b>	<b>392</b>	<b>357</b>	<b>218</b>	<b>487</b>	<b>488</b>	<b>129</b>	<b>1,074</b>	<b>1,134</b>	<b>541</b>
3	Grundy	90	81	31	138	123	76	176	175	112
	Harrison	96	90	33	161	156	58	347	311	251
	Mercer	24	25	9	34	42	28	188	196	206
	Putnam	47	40	18	67	61	44	256	241	157
	<b>Circuit Total</b>	<b>257</b>	<b>236</b>	<b>91</b>	<b>400</b>	<b>382</b>	<b>206</b>	<b>967</b>	<b>923</b>	<b>726</b>
4	Atchison	37	45	13	54	60	20	177	177	179
	Gentry	23	24	9	40	38	19	120	133	50
	Holt	28	29	15	30	40	9	95	110	190
	Nodaway	156	174	57	185	211	65	385	414	213
	Worth	8	7	4	8	6	4	38	35	12
	<b>Circuit Total</b>	<b>252</b>	<b>279</b>	<b>98</b>	<b>317</b>	<b>355</b>	<b>117</b>	<b>815</b>	<b>869</b>	<b>644</b>
5	Andrew	71	65	18	137	141	47	285	270	262
	Buchanan	976	1,060	228	1,094	1,175	478	1,858	1,861	1,020
	<b>Circuit Total</b>	<b>1,047</b>	<b>1,125</b>	<b>246</b>	<b>1,231</b>	<b>1,316</b>	<b>525</b>	<b>2,143</b>	<b>2,131</b>	<b>1,282</b>
6	Platte	324	304	178	455	426	214	3,258	2,888	2,073
	<b>Circuit Total</b>	<b>324</b>	<b>304</b>	<b>178</b>	<b>455</b>	<b>426</b>	<b>214</b>	<b>3,258</b>	<b>2,888</b>	<b>2,073</b>
7	Clay	605	581	455	1,260	1,169	1,104	4,300	3,814	5,224
	<b>Circuit Total</b>	<b>605</b>	<b>581</b>	<b>455</b>	<b>1,260</b>	<b>1,169</b>	<b>1,104</b>	<b>4,300</b>	<b>3,814</b>	<b>5,224</b>
8	Carroll	36	42	13	54	59	37	101	111	115
	Ray	156	140	63	241	211	153	240	246	276
	<b>Circuit Total</b>	<b>192</b>	<b>182</b>	<b>76</b>	<b>295</b>	<b>270</b>	<b>190</b>	<b>341</b>	<b>357</b>	<b>391</b>
9	Chariton	62	44	34	62	69	17	165	153	42
	Linn	79	69	36	139	124	103	295	271	207
	Sullivan	39	36	15	69	69	40	130	131	126
	<b>Circuit Total</b>	<b>180</b>	<b>149</b>	<b>85</b>	<b>270</b>	<b>262</b>	<b>160</b>	<b>590</b>	<b>555</b>	<b>375</b>
10	Marion	213	203	39	209	202	76	776	724	922
	Monroe	43	39	11	50	48	13	162	162	75
	Ralls	71	71	13	80	74	48	268	274	205
	<b>Circuit Total</b>	<b>327</b>	<b>313</b>	<b>63</b>	<b>339</b>	<b>324</b>	<b>137</b>	<b>1,206</b>	<b>1,160</b>	<b>1,202</b>
11	St. Charles	1,377	1,357	498	1,762	1,656	1,084	4,661	5,035	5,987
	<b>Circuit Total</b>	<b>1,377</b>	<b>1,357</b>	<b>498</b>	<b>1,762</b>	<b>1,656</b>	<b>1,084</b>	<b>4,661</b>	<b>5,035</b>	<b>5,987</b>
12	Audrain	281	274	93	330	338	140	562	592	265
	Montgomery	137	135	56	152	181	34	334	387	377
	Warren	415	363	180	432	432	233	714	713	714
	<b>Circuit Total</b>	<b>833</b>	<b>772</b>	<b>329</b>	<b>914</b>	<b>951</b>	<b>407</b>	<b>1,610</b>	<b>1,692</b>	<b>1,356</b>
13	Boone	1,166	1,091	475	1,632	1,578	854	3,273	3,418	2,047
	Callaway	368	369	92	502	493	242	1,470	1,502	798
	<b>Circuit Total</b>	<b>1,534</b>	<b>1,460</b>	<b>567</b>	<b>2,134</b>	<b>2,071</b>	<b>1,096</b>	<b>4,743</b>	<b>4,920</b>	<b>2,845</b>
14	Howard	73	60	26	88	88	24	233	228	66
	Randolph	367	320	131	481	434	149	456	520	336
	<b>Circuit Total</b>	<b>440</b>	<b>380</b>	<b>157</b>	<b>569</b>	<b>522</b>	<b>173</b>	<b>689</b>	<b>748</b>	<b>402</b>
15	Lafayette	365	379	139	436	422	134	603	633	596
	Saline	245	245	120	307	269	147	672	560	459
	<b>Circuit Total</b>	<b>610</b>	<b>624</b>	<b>259</b>	<b>743</b>	<b>691</b>	<b>281</b>	<b>1,275</b>	<b>1,193</b>	<b>1,055</b>
16	Jackson	3,695	3,557	1,821	4,363	4,434	3,770	3,811	3,873	5,775
	<b>Circuit Total</b>	<b>3,695</b>	<b>3,557</b>	<b>1,821</b>	<b>4,363</b>	<b>4,434</b>	<b>3,770</b>	<b>3,811</b>	<b>3,873</b>	<b>5,775</b>
17	Cass	538	559	315	513	491	230	746	907	1,298
	Johnson	299	255	248	339	387	309	686	625	1,183
	<b>Circuit Total</b>	<b>837</b>	<b>814</b>	<b>563</b>	<b>852</b>	<b>878</b>	<b>539</b>	<b>1,432</b>	<b>1,532</b>	<b>2,481</b>
18	Cooper	231	256	98	332	288	175	886	760	456
	Pettis	421	451	135	558	578	238	762	1,022	647
	<b>Circuit Total</b>	<b>652</b>	<b>707</b>	<b>233</b>	<b>890</b>	<b>866</b>	<b>413</b>	<b>1,648</b>	<b>1,782</b>	<b>1,103</b>
19	Cole	602	559	379	650	651	197	2,634	2,789	2,684
	<b>Circuit Total</b>	<b>602</b>	<b>559</b>	<b>379</b>	<b>650</b>	<b>651</b>	<b>197</b>	<b>2,634</b>	<b>2,789</b>	<b>2,684</b>
20	Franklin	746	592	644	555	511	310	4,147	3,712	3,435
	Gasconade	103	91	68	123	126	70	422	409	268
	Osage	43	43	15	52	54	18	449	425	151
	<b>Circuit Total</b>	<b>892</b>	<b>726</b>	<b>727</b>	<b>730</b>	<b>691</b>	<b>398</b>	<b>5,018</b>	<b>4,546</b>	<b>3,854</b>
21	St. Louis County	4,700	4,349	3,231	6,303	4,988	3,268	10,140	7,993	12,433
	<b>Circuit Total</b>	<b>4,700</b>	<b>4,349</b>	<b>3,231</b>	<b>6,303</b>	<b>4,988</b>	<b>3,268</b>	<b>10,140</b>	<b>7,993</b>	<b>12,433</b>
22	City of St. Louis	4,077	3,565	3,688	4,547	4,357	918	2,578	2,817	5,040
	<b>Circuit Total</b>	<b>4,077</b>	<b>3,565</b>	<b>3,688</b>	<b>4,547</b>	<b>4,357</b>	<b>918</b>	<b>2,578</b>	<b>2,817</b>	<b>5,040</b>
23	Jefferson	1,178	1,125	735	1,581	1,489	1,419	3,363	3,687	5,343
	<b>Circuit Total</b>	<b>1,178</b>	<b>1,125</b>	<b>735</b>	<b>1,581</b>	<b>1,489</b>	<b>1,419</b>	<b>3,363</b>	<b>3,687</b>	<b>5,343</b>
24	Madison	115	134	70	179	177	173	386	400	375
	St. Francois	736	665	419	1,160	1,043	948	1,289	1,609	1,397
	Ste. Genevieve	141	180	55	247	264	138	694	713	680
	Washington	216	282	126	336	346	318	293	458	517
	<b>Circuit Total</b>	<b>1,208</b>	<b>1,261</b>	<b>670</b>	<b>1,922</b>	<b>1,830</b>	<b>1,577</b>	<b>2,662</b>	<b>3,180</b>	<b>2,969</b>

**Table 26**  
**Circuit Court, FY 2012**  
**Criminal Cases Filed, Disposed, and Pending**

Cir. No.	County	Traffic Cases			Ordinance Cases			Municipal Cert./TDN		
		Filed	Disposed	Pending	Filed	Disposed	Pending	Filed	Disposed	Pending
1	Clark	32	54	622	52	50	27	1	1	0
	Schulyer	225	222	158	277	297	29	0	0	0
	Scotland	207	215	30	43	47	5	0	0	0
	<b>Circuit Total</b>	<b>464</b>	<b>491</b>	<b>810</b>	<b>372</b>	<b>394</b>	<b>61</b>	<b>1</b>	<b>1</b>	<b>0</b>
2	Adair	477	473	217	0	0	1	44	24	25
	Knox	99	105	25	10	12	2	0	3	1
	Lewis	563	547	384	8	6	2	0	0	0
	<b>Circuit Total</b>	<b>1,139</b>	<b>1,125</b>	<b>626</b>	<b>18</b>	<b>18</b>	<b>5</b>	<b>44</b>	<b>27</b>	<b>26</b>
3	Grundy	367	348	186	0	0	0	0	0	0
	Harrison	990	901	2,425	0	0	0	0	0	0
	Mercer	258	283	170	0	0	0	0	0	0
	Putnam	225	208	157	167	171	29	0	0	0
	<b>Circuit Total</b>	<b>1,840</b>	<b>1,740</b>	<b>2,938</b>	<b>167</b>	<b>171</b>	<b>29</b>	<b>0</b>	<b>0</b>	<b>0</b>
4	Atchison	460	446	1,119	0	0	0	2	0	2
	Gentry	193	192	64	0	0	0	0	0	0
	Holt	438	347	1,548	56	53	71	4	0	4
	Nodaway	918	803	1,955	6	6	19	4	4	2
	Worth	79	77	16	0	0	0	0	0	0
	<b>Circuit Total</b>	<b>2,088</b>	<b>1,865</b>	<b>4,702</b>	<b>62</b>	<b>59</b>	<b>90</b>	<b>10</b>	<b>4</b>	<b>8</b>
5	Andrew	838	854	966	730	747	208	0	0	0
	Buchanan	1,977	1,928	925	0	0	0	13	14	2
	<b>Circuit Total</b>	<b>2,815</b>	<b>2,782</b>	<b>1,891</b>	<b>730</b>	<b>747</b>	<b>208</b>	<b>13</b>	<b>14</b>	<b>2</b>
6	Platte	3,639	3,265	1,846	0	0	0	10	9	6
	<b>Circuit Total</b>	<b>3,639</b>	<b>3,265</b>	<b>1,846</b>	<b>0</b>	<b>0</b>	<b>0</b>	<b>10</b>	<b>9</b>	<b>6</b>
7	Clay	4,134	3,674	4,597	315	356	207	45	37	69
	<b>Circuit Total</b>	<b>4,134</b>	<b>3,674</b>	<b>4,597</b>	<b>315</b>	<b>356</b>	<b>207</b>	<b>45</b>	<b>37</b>	<b>69</b>
8	Carroll	335	307	146	6	6	2	0	0	0
	Ray	627	638	267	237	246	95	0	0	2
	<b>Circuit Total</b>	<b>962</b>	<b>945</b>	<b>413</b>	<b>243</b>	<b>252</b>	<b>97</b>	<b>0</b>	<b>0</b>	<b>2</b>
9	Chariton	219	213	40	4	3	2	0	0	0
	Linn	1,000	955	529	0	0	0	0	0	0
	Sullivan	808	769	228	146	157	35	0	0	0
	<b>Circuit Total</b>	<b>2,027</b>	<b>1,937</b>	<b>797</b>	<b>150</b>	<b>160</b>	<b>37</b>	<b>0</b>	<b>0</b>	<b>0</b>
10	Marion	1,751	1,868	716	0	0	0	2	2	3
	Monroe	352	327	112	7	8	0	0	0	0
	Ralls	1,087	1,063	738	61	53	23	0	0	0
	<b>Circuit Total</b>	<b>3,190</b>	<b>3,258</b>	<b>1,566</b>	<b>68</b>	<b>61</b>	<b>23</b>	<b>2</b>	<b>2</b>	<b>3</b>
11	St. Charles	6,742	6,572	5,015	0	0	0	96	100	35
	<b>Circuit Total</b>	<b>6,742</b>	<b>6,572</b>	<b>5,015</b>	<b>0</b>	<b>0</b>	<b>0</b>	<b>96</b>	<b>100</b>	<b>35</b>
12	Audrain	417	443	102	67	75	13	0	0	0
	Montgomery	938	939	643	189	167	46	3	2	1
	Warren	1,884	1,775	1,970	719	754	1,017	20	19	8
	<b>Circuit Total</b>	<b>3,239</b>	<b>3,157</b>	<b>2,715</b>	<b>975</b>	<b>996</b>	<b>1,076</b>	<b>23</b>	<b>21</b>	<b>9</b>
13	Boone	3,425	3,578	1,000	619	593	125	11	14	4
	Callaway	1,728	1,665	1,451	0	0	0	1	1	0
	<b>Circuit Total</b>	<b>5,153</b>	<b>5,243</b>	<b>2,451</b>	<b>619</b>	<b>593</b>	<b>125</b>	<b>12</b>	<b>15</b>	<b>4</b>
14	Howard	108	101	14	213	199	18	0	0	0
	Randolph	1,302	1,176	777	323	259	90	0	0	0
	<b>Circuit Total</b>	<b>1,410</b>	<b>1,277</b>	<b>791</b>	<b>536</b>	<b>458</b>	<b>108</b>	<b>0</b>	<b>0</b>	<b>0</b>
15	Lafayette	3,285	3,472	4,618	50	44	12	0	9	0
	Saline	1,219	1,172	1,009	0	3	2	2	0	2
	<b>Circuit Total</b>	<b>4,504</b>	<b>4,644</b>	<b>5,627</b>	<b>50</b>	<b>47</b>	<b>14</b>	<b>2</b>	<b>9</b>	<b>2</b>
16	Jackson	4,021	3,612	4,522	0	18	30	260	220	192
	<b>Circuit Total</b>	<b>4,021</b>	<b>3,612</b>	<b>4,522</b>	<b>0</b>	<b>18</b>	<b>30</b>	<b>260</b>	<b>220</b>	<b>192</b>
17	Cass	1,618	1,511	1,247	4,491	4,210	1,803	16	15	17
	Johnson	2,402	2,153	1,586	405	370	371	1	0	3
	<b>Circuit Total</b>	<b>4,020</b>	<b>3,664</b>	<b>2,833</b>	<b>4,896</b>	<b>4,580</b>	<b>2,174</b>	<b>17</b>	<b>15</b>	<b>20</b>
18	Cooper	1,340	1,250	986	1,062	1,101	250	1	1	0
	Pettis	1,241	1,529	1,249	0	1	9	1	0	1
	<b>Circuit Total</b>	<b>2,581</b>	<b>2,779</b>	<b>2,235</b>	<b>1,062</b>	<b>1,102</b>	<b>259</b>	<b>2</b>	<b>1</b>	<b>1</b>
19	Cole	1,369	1,315	557	21	23	2	1	0	2
	<b>Circuit Total</b>	<b>1,369</b>	<b>1,315</b>	<b>557</b>	<b>21</b>	<b>23</b>	<b>2</b>	<b>1</b>	<b>0</b>	<b>2</b>
20	Franklin	6,648	5,716	5,423	0	0	0	18	18	18
	Gasconade	239	258	93	0	0	5	9	5	4
	Osage	366	330	132	204	212	40	0	0	0
	<b>Circuit Total</b>	<b>7,253</b>	<b>6,304</b>	<b>5,648</b>	<b>204</b>	<b>212</b>	<b>45</b>	<b>27</b>	<b>23</b>	<b>22</b>
21	St. Louis County	14,375	11,921	11,551	0	0	0	1,521	1,325	868
	<b>Circuit Total</b>	<b>14,375</b>	<b>11,921</b>	<b>11,551</b>	<b>0</b>	<b>0</b>	<b>0</b>	<b>1,521</b>	<b>1,325</b>	<b>868</b>
22	City of St. Louis	2	436	1,016	0	0	0	66	44	40
	<b>Circuit Total</b>	<b>2</b>	<b>436</b>	<b>1,016</b>	<b>0</b>	<b>0</b>	<b>0</b>	<b>66</b>	<b>44</b>	<b>40</b>
23	Jefferson	3,774	4,260	16,216	24	17	209	0	0	0
	<b>Circuit Total</b>	<b>3,774</b>	<b>4,260</b>	<b>16,216</b>	<b>24</b>	<b>17</b>	<b>209</b>	<b>0</b>	<b>0</b>	<b>0</b>
24	Madison	551	530	361	16	16	5	0	3	0
	St. Francois	2,317	3,538	1,190	0	3	0	3	4	2
	Ste. Genevieve	2,177	2,665	2,708	0	1	0	1	1	0
	Washington	690	761	460	0	0	28	0	0	6
	<b>Circuit Total</b>	<b>5,735</b>	<b>7,494</b>	<b>4,719</b>	<b>16</b>	<b>20</b>	<b>33</b>	<b>4</b>	<b>8</b>	<b>8</b>

**Table 26**  
**Circuit Court, FY 2012**  
**Criminal Cases Filed, Disposed, and Pending**

Cir. No.	County	Felony Cases			Associate Felony Cases			Misdemeanor Cases		
		Filed	Disposed	Pending	Filed	Disposed	Pending	Filed	Disposed	Pending
25	Maries	61	60	23	98	95	31	209	192	73
	Phelps	712	680	384	841	839	385	1,337	1,266	993
	Pulaski	479	368	314	749	717	391	930	962	965
	Texas	240	208	142	269	271	186	561	545	734
	<b>Circuit Total</b>	<b>1,492</b>	<b>1,316</b>	<b>863</b>	<b>1,957</b>	<b>1,922</b>	<b>993</b>	<b>3,037</b>	<b>2,965</b>	<b>2,765</b>
26	Camden	384	366	275	554	563	203	2,086	2,150	1,321
	Laclede	337	322	233	433	408	215	1,159	1,087	939
	Miller	294	257	227	454	394	248	543	518	589
	Moniteau	102	99	48	138	142	58	432	408	152
	Morgan	166	153	85	296	257	167	436	389	707
	<b>Circuit Total</b>	<b>1,283</b>	<b>1,197</b>	<b>868</b>	<b>1,875</b>	<b>1,764</b>	<b>891</b>	<b>4,656</b>	<b>4,552</b>	<b>3,708</b>
27	Bates	200	172	109	300	277	284	659	605	927
	Henry	304	290	109	423	358	323	497	382	713
	St. Clair	68	69	39	111	103	77	531	467	393
	<b>Circuit Total</b>	<b>572</b>	<b>531</b>	<b>257</b>	<b>834</b>	<b>738</b>	<b>684</b>	<b>1,687</b>	<b>1,454</b>	<b>2,033</b>
28	Barton	67	55	37	113	86	60	200	175	169
	Cedar	170	141	107	245	211	124	380	349	330
	Dade	47	41	33	84	75	35	191	189	154
	Vernon	179	198	59	350	344	196	868	832	794
	<b>Circuit Total</b>	<b>463</b>	<b>435</b>	<b>236</b>	<b>792</b>	<b>716</b>	<b>415</b>	<b>1,639</b>	<b>1,545</b>	<b>1,447</b>
29	Jasper	829	807	544	1,801	1,754	1,515	1,585	1,602	2,292
	<b>Circuit Total</b>	<b>829</b>	<b>807</b>	<b>544</b>	<b>1,801</b>	<b>1,754</b>	<b>1,515</b>	<b>1,585</b>	<b>1,602</b>	<b>2,292</b>
30	Benton	140	143	83	187	203	131	689	630	583
	Dallas	99	89	56	119	110	78	1,017	960	610
	Hickory	58	56	25	78	74	24	219	208	72
	Polk	320	289	186	398	404	221	390	453	382
	Webster	252	247	119	352	398	241	605	671	549
	<b>Circuit Total</b>	<b>869</b>	<b>824</b>	<b>469</b>	<b>1,134</b>	<b>1,189</b>	<b>695</b>	<b>2,920</b>	<b>2,922</b>	<b>2,196</b>
31	Greene	1,983	1,918	1,809	2,264	2,402	1,151	6,790	7,187	11,245
	<b>Circuit Total</b>	<b>1,983</b>	<b>1,918</b>	<b>1,809</b>	<b>2,264</b>	<b>2,402</b>	<b>1,151</b>	<b>6,790</b>	<b>7,187</b>	<b>11,245</b>
32	Bollinger	82	84	21	118	129	52	293	281	121
	Cape Girardeau	559	557	133	829	776	200	1,351	1,304	444
	Perry	222	217	59	264	282	161	425	598	560
	<b>Circuit Total</b>	<b>863</b>	<b>858</b>	<b>213</b>	<b>1,211</b>	<b>1,187</b>	<b>413</b>	<b>2,069</b>	<b>2,183</b>	<b>1,125</b>
33	Mississippi	263	281	185	376	367	255	552	511	467
	Scott	605	688	242	859	807	949	825	828	1,402
	<b>Circuit Total</b>	<b>868</b>	<b>969</b>	<b>427</b>	<b>1,235</b>	<b>1,174</b>	<b>1,204</b>	<b>1,377</b>	<b>1,339</b>	<b>1,869</b>
34	New Madrid	357	334	200	436	381	174	849	885	286
	Pemiscot	426	436	160	534	504	179	1,003	1,008	783
	<b>Circuit Total</b>	<b>783</b>	<b>770</b>	<b>360</b>	<b>970</b>	<b>885</b>	<b>353</b>	<b>1,852</b>	<b>1,893</b>	<b>1,069</b>
35	Dunklin	639	598	364	771	807	796	838	832	1,916
	Stoddard	336	351	137	674	641	447	1,490	1,467	1,194
	<b>Circuit Total</b>	<b>975</b>	<b>949</b>	<b>501</b>	<b>1,445</b>	<b>1,448</b>	<b>1,243</b>	<b>2,328</b>	<b>2,299</b>	<b>3,110</b>
36	Butler	530	478	215	816	680	432	1,077	1,042	642
	Ripley	129	120	43	283	249	156	604	569	405
	<b>Circuit Total</b>	<b>659</b>	<b>598</b>	<b>258</b>	<b>1,099</b>	<b>929</b>	<b>588</b>	<b>1,681</b>	<b>1,611</b>	<b>1,047</b>
37	Carter	52	38	51	82	82	48	266	244	313
	Howell	495	456	279	674	683	329	1,393	1,395	1,563
	Oregon	100	83	76	139	122	115	335	301	345
	Shannon	55	48	51	104	122	85	522	563	903
	<b>Circuit Total</b>	<b>702</b>	<b>625</b>	<b>457</b>	<b>999</b>	<b>1,009</b>	<b>577</b>	<b>2,516</b>	<b>2,503</b>	<b>3,124</b>
38	Christian	403	386	326	552	551	279	1,860	1,685	928
	Taney	609	605	455	765	846	622	2,305	2,341	2,611
	<b>Circuit Total</b>	<b>1,012</b>	<b>991</b>	<b>781</b>	<b>1,317</b>	<b>1,397</b>	<b>901</b>	<b>4,165</b>	<b>4,026</b>	<b>3,539</b>
39	Barry	386	353	260	626	644	513	740	747	1,104
	Lawrence	427	337	304	626	565	442	1,544	1,654	1,222
	Stone	272	261	156	427	423	181	1,024	847	732
	<b>Circuit Total</b>	<b>1,085</b>	<b>951</b>	<b>720</b>	<b>1,679</b>	<b>1,632</b>	<b>1,136</b>	<b>3,308</b>	<b>3,248</b>	<b>3,058</b>
40	McDonald	170	160	75	335	306	379	873	784	1,963
	Newton	315	308	181	712	683	517	2,464	2,349	1,928
	<b>Circuit Total</b>	<b>485</b>	<b>468</b>	<b>256</b>	<b>1,047</b>	<b>989</b>	<b>896</b>	<b>3,337</b>	<b>3,133</b>	<b>3,891</b>
41	Macon	169	162	91	187	197	66	448	459	214
	Shelby	34	38	14	36	40	20	212	211	168
	<b>Circuit Total</b>	<b>203</b>	<b>200</b>	<b>105</b>	<b>223</b>	<b>237</b>	<b>86</b>	<b>660</b>	<b>670</b>	<b>382</b>
42	Crawford	479	389	267	519	537	247	1,160	1,149	642
	Dent	248	264	109	302	323	127	426	435	248
	Iron	78	78	62	114	112	57	194	196	120
	Reynolds	63	60	29	88	93	37	346	352	168
	Wayne	150	159	19	332	257	182	679	551	680
	<b>Circuit Total</b>	<b>1,018</b>	<b>950</b>	<b>486</b>	<b>1,355</b>	<b>1,322</b>	<b>650</b>	<b>2,805</b>	<b>2,683</b>	<b>1,858</b>
43	Caldwell	68	72	17	105	97	41	269	256	202
	Clinton	119	107	86	179	217	98	523	612	446
	Daviess	115	108	53	141	147	93	341	294	776
	DeKalb	87	94	38	145	148	75	337	345	338
	Livingston	156	140	45	206	203	50	333	359	147
	<b>Circuit Total</b>	<b>545</b>	<b>521</b>	<b>239</b>	<b>776</b>	<b>812</b>	<b>357</b>	<b>1,803</b>	<b>1,866</b>	<b>1,909</b>
44	Douglas	108	121	78	175	144	138	271	318	316
	Ozark	79	95	55	79	104	42	287	293	284
	Wright	259	226	108	288	271	173	326	312	420
	<b>Circuit Total</b>	<b>446</b>	<b>442</b>	<b>241</b>	<b>542</b>	<b>519</b>	<b>353</b>	<b>884</b>	<b>923</b>	<b>1,020</b>
45	Lincoln	560	558	223	614	728	232	816	997	696
	Pike	166	166	41	182	185	76	249	261	273
	<b>Circuit Total</b>	<b>726</b>	<b>724</b>	<b>264</b>	<b>796</b>	<b>913</b>	<b>308</b>	<b>1,065</b>	<b>1,258</b>	<b>969</b>
<b>STATE TOTAL</b>		<b>44,207</b>	<b>41,956</b>	<b>25,769</b>	<b>58,524</b>	<b>56,158</b>	<b>33,794</b>	<b>114,210</b>	<b>112,510</b>	<b>120,017</b>

Table 26

## Circuit Court, FY 2012

## Criminal Cases Filed, Disposed, and Pending

Cir. No.	County	Traffic Cases			Ordinance Cases			Municipal Cert./TDN		
		Filed	Disposed	Pending	Filed	Disposed	Pending	Filed	Disposed	Pending
25	Maries	342	347	71	237	221	94	0	1	0
	Phelps	3,158	3,026	2,265	906	841	301	1	2	12
	Pulaski	2,742	2,939	1,142	3	1	21	0	0	0
	Texas	916	1,119	412	0	0	0	3	1	3
	<b>Circuit Total</b>	<b>7,158</b>	<b>7,431</b>	<b>3,890</b>	<b>1,146</b>	<b>1,063</b>	<b>416</b>	<b>4</b>	<b>4</b>	<b>15</b>
26	Camden	0	11	163	1	1	5	1	1	0
	Laclede	1,275	1,172	1,123	389	479	108	0	0	1
	Miller	1,305	1,174	396	0	0	1	1	0	1
	Moniteau	536	527	168	0	0	0	0	0	0
	Morgan	619	560	715	0	0	1	1	1	0
	<b>Circuit Total</b>	<b>3,735</b>	<b>3,444</b>	<b>2,565</b>	<b>390</b>	<b>480</b>	<b>115</b>	<b>3</b>	<b>2</b>	<b>2</b>
27	Bates	937	988	989	0	0	0	0	0	0
	Henry	845	737	911	869	819	572	8	17	3
	St. Clair	761	721	283	379	321	290	0	0	0
	<b>Circuit Total</b>	<b>2,543</b>	<b>2,446</b>	<b>2,183</b>	<b>1,248</b>	<b>1,140</b>	<b>862</b>	<b>8</b>	<b>17</b>	<b>3</b>
28	Barton	482	460	377	7	8	5	4	3	1
	Cedar	239	253	85	55	57	25	3	11	1
	Dade	160	163	42	77	69	24	1	1	0
	Vernon	443	340	567	0	1	25	3	6	4
	<b>Circuit Total</b>	<b>1,324</b>	<b>1,216</b>	<b>1,071</b>	<b>139</b>	<b>135</b>	<b>79</b>	<b>11</b>	<b>21</b>	<b>6</b>
29	Jasper	2,876	2,594	2,229	794	752	285	16	13	15
	<b>Circuit Total</b>	<b>2,876</b>	<b>2,594</b>	<b>2,229</b>	<b>794</b>	<b>752</b>	<b>285</b>	<b>16</b>	<b>13</b>	<b>15</b>
30	Benton	937	1,024	557	0	0	0	0	1	0
	Dallas	1,532	1,517	532	605	622	247	0	1	0
	Hickory	131	127	18	0	0	0	0	0	0
	Polk	2,148	1,963	1,255	0	0	9	2	7	0
	Webster	1,465	1,324	600	48	52	12	0	0	0
	<b>Circuit Total</b>	<b>6,213</b>	<b>5,955</b>	<b>2,962</b>	<b>653</b>	<b>674</b>	<b>268</b>	<b>2</b>	<b>9</b>	<b>0</b>
31	Greene	2,530	2,503	2,008	33	30	111	52	50	11
	<b>Circuit Total</b>	<b>2,530</b>	<b>2,503</b>	<b>2,008</b>	<b>33</b>	<b>30</b>	<b>111</b>	<b>52</b>	<b>50</b>	<b>11</b>
32	Bollinger	95	97	26	139	144	54	0	0	0
	Cape Girardeau	724	704	1,068	466	515	49	27	29	4
	Perry	781	777	1,293	0	0	0	0	1	0
	<b>Circuit Total</b>	<b>1,600</b>	<b>1,578</b>	<b>2,387</b>	<b>605</b>	<b>659</b>	<b>103</b>	<b>27</b>	<b>30</b>	<b>4</b>
33	Mississippi	963	735	965	45	40	32	0	0	0
	Scott	810	811	1,471	105	104	40	4	5	12
	<b>Circuit Total</b>	<b>1,773</b>	<b>1,546</b>	<b>2,436</b>	<b>150</b>	<b>144</b>	<b>72</b>	<b>4</b>	<b>5</b>	<b>12</b>
34	New Madrid	875	860	447	1	1	0	2	2	0
	Pemiscot	1,675	1,187	3,233	0	0	1	7	7	2
	<b>Circuit Total</b>	<b>2,550</b>	<b>2,047</b>	<b>3,680</b>	<b>1</b>	<b>1</b>	<b>1</b>	<b>9</b>	<b>9</b>	<b>2</b>
35	Dunklin	411	373	904	23	39	35	3	0	12
	Stoddard	549	529	543	265	259	44	0	1	3
	<b>Circuit Total</b>	<b>960</b>	<b>902</b>	<b>1,447</b>	<b>288</b>	<b>298</b>	<b>79</b>	<b>3</b>	<b>1</b>	<b>15</b>
36	Butler	1,167	1,130	627	153	138	45	1	1	1
	Ripley	169	178	60	289	326	50	1	1	0
	<b>Circuit Total</b>	<b>1,336</b>	<b>1,308</b>	<b>687</b>	<b>442</b>	<b>464</b>	<b>95</b>	<b>2</b>	<b>2</b>	<b>1</b>
37	Carter	770	698	704	1,071	1,062	247	0	0	0
	Howell	2,496	2,251	3,513	10	1	13	41	24	32
	Oregon	258	238	232	169	136	105	0	0	2
	Shannon	356	320	536	961	874	476	1	1	0
	<b>Circuit Total</b>	<b>3,880</b>	<b>3,507</b>	<b>4,985</b>	<b>2,211</b>	<b>2,073</b>	<b>841</b>	<b>42</b>	<b>25</b>	<b>34</b>
38	Christian	743	908	892	18	14	115	2	2	9
	Taney	321	250	1,245	0	0	0	11	4	29
	<b>Circuit Total</b>	<b>1,064</b>	<b>1,158</b>	<b>2,137</b>	<b>18</b>	<b>14</b>	<b>115</b>	<b>13</b>	<b>6</b>	<b>38</b>
39	Barry	1,234	1,116	742	0	0	0	2	2	2
	Lawrence	188	289	637	4	3	1	1	0	4
	Stone	602	575	385	57	53	27	1	0	4
	<b>Circuit Total</b>	<b>2,024</b>	<b>1,980</b>	<b>1,764</b>	<b>61</b>	<b>56</b>	<b>28</b>	<b>4</b>	<b>2</b>	<b>10</b>
40	McDonald	560	587	520	11	20	18	2	2	0
	Newton	1,706	1,873	1,582	4	5	1	1	1	0
	<b>Circuit Total</b>	<b>2,266</b>	<b>2,460</b>	<b>2,102</b>	<b>15</b>	<b>25</b>	<b>19</b>	<b>3</b>	<b>3</b>	<b>0</b>
41	Macon	760	716	252	26	26	4	7	6	1
	Shelby	305	280	187	4	4	2	8	9	2
	<b>Circuit Total</b>	<b>1,065</b>	<b>996</b>	<b>439</b>	<b>30</b>	<b>30</b>	<b>6</b>	<b>15</b>	<b>15</b>	<b>3</b>
42	Crawford	2,212	2,182	811	185	233	50	0	0	0
	Dent	1,119	1,075	334	508	469	207	0	0	0
	Iron	297	331	185	0	1	14	3	3	0
	Reynolds	0	12	0	0	0	0	4	1	3
	Wayne	1,540	1,428	843	0	0	0	0	0	0
	<b>Circuit Total</b>	<b>5,168</b>	<b>5,028</b>	<b>2,173</b>	<b>693</b>	<b>703</b>	<b>271</b>	<b>7</b>	<b>4</b>	<b>3</b>
43	Caldwell	411	404	450	4	1	7	0	0	0
	Clinton	1,103	1,033	1,087	0	0	0	4	3	3
	Daviess	1,267	1,254	1,856	277	244	210	0	0	0
	DeKalb	273	280	580	7	6	4	0	0	0
	Livingston	450	461	212	615	582	208	1	1	0
	<b>Circuit Total</b>	<b>3,504</b>	<b>3,432</b>	<b>4,185</b>	<b>903</b>	<b>833</b>	<b>429</b>	<b>5</b>	<b>4</b>	<b>3</b>
44	Douglas	366	361	490	0	0	0	0	0	0
	Ozark	267	215	433	48	46	11	0	0	0
	Wright	1,091	1,033	778	0	0	0	2	0	2
	<b>Circuit Total</b>	<b>1,724</b>	<b>1,609</b>	<b>1,701</b>	<b>48</b>	<b>46</b>	<b>11</b>	<b>2</b>	<b>0</b>	<b>2</b>
45	Lincoln	2,277	2,486	748	594	607	83	11	10	7
	Pike	670	695	498	0	0	0	7	9	0
	<b>Circuit Total</b>	<b>2,947</b>	<b>3,181</b>	<b>1,246</b>	<b>594</b>	<b>607</b>	<b>83</b>	<b>18</b>	<b>19</b>	<b>7</b>
STATE TOTAL		144,716	140,081	134,359	20,990	20,511	9,121	2,406	2,116	1,505

(This page intentionally left blank.)



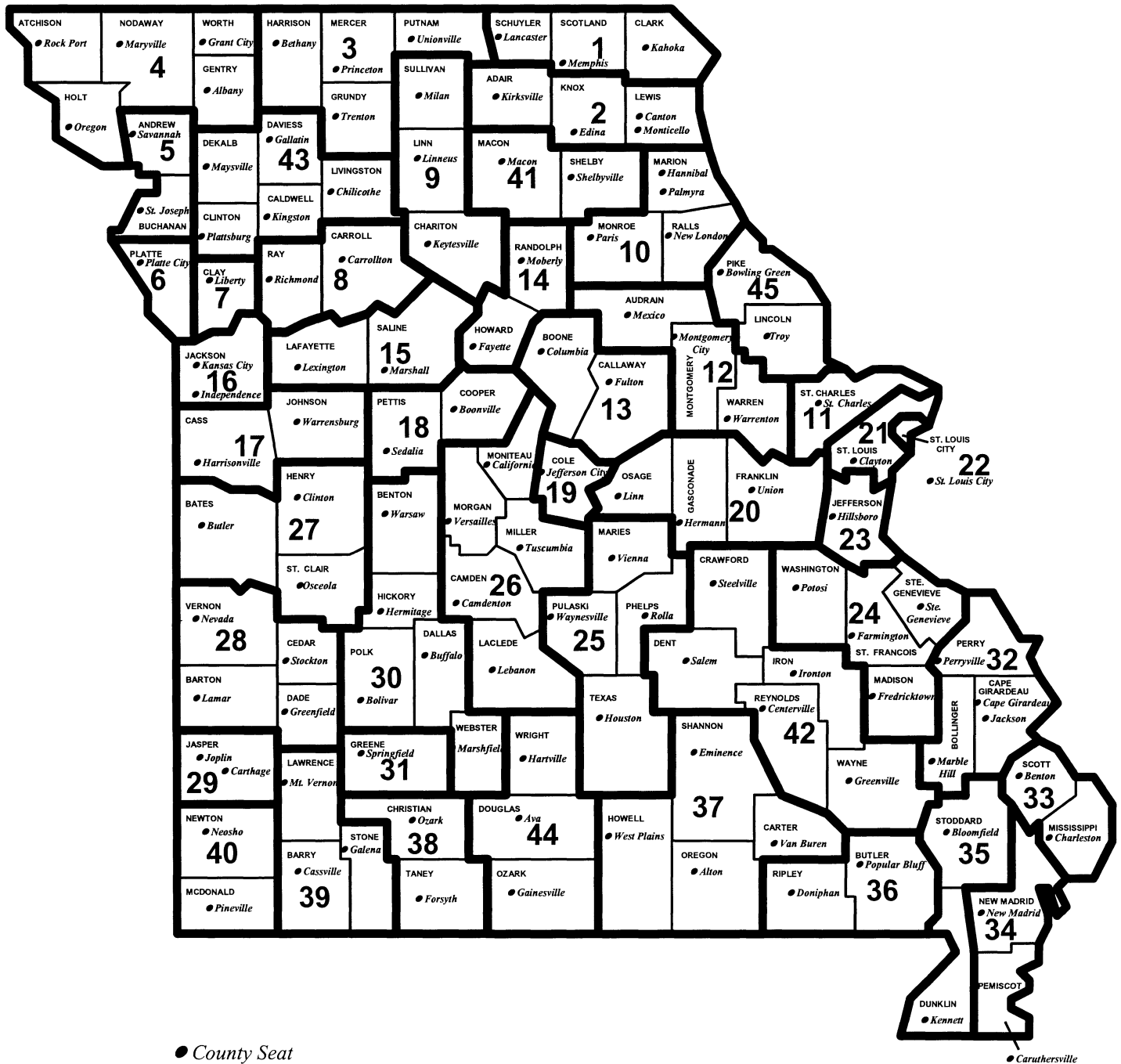
---

# CIRCUIT COURT

---

## Circuit Profiles

# Missouri's 45 Judicial Circuits



Office of State Courts Administrator, P.O. Box 104480, 2112 Industrial Drive,  
Jefferson City, MO 65110

**FY 2012 PROFILE - 1ST CIRCUIT**  
U.S. Census 2011 Population: 16,228

	Filed	Disposed	Pending End	D/F Ratio	% Change in Filed FY11 - FY12
<b>CIVIL</b>					
Circuit Civil					
Clark County	23	20	24	0.87	-11.5%
Schuyler County	23	21	11	0.91	91.7%
Scotland County	25	14	20	0.56	78.6%
Circuit Total	71	55	55	0.77	36.5%
Domestic Relations					
Clark County	195	194	33	0.99	14.7%
Schuyler County	85	77	27	0.91	23.2%
Scotland County	78	84	11	1.08	41.8%
Circuit Total	358	355	71	0.99	21.8%
Associate Civil and Small Claims					
Clark County	111	104	28	0.94	1.8%
Schuyler County	83	80	15	0.96	-25.9%
Scotland County	45	49	4	1.09	-41.6%
Circuit Total	239	233	47	0.97	-19.8%
Civil Total	668	643	173	0.96	3.7%

**PROBATE\***

\* Probate includes decedent's estates, incapacitated/disabled estates, minors' estates, mental health petitions, and probable cause petitions.

Clark County	17	27	104	1.59	-29.2%
Schuyler County	10	7	40	0.70	-16.7%
Scotland County	15	17	46	1.13	-11.8%
Circuit Total	42	51	190	1.21	-20.8%

\* Simple probate including abbreviated matters - These case types were not included in the circuit profiles in previous years.

Clark County	20	15	18	0.75	-37.5%
Schuyler County	11	9	2	0.82	-31.3%
Scotland County	26	19	18	0.73	-7.1%
Circuit Total	57	43	38	0.75	-25.0%

**JUVENILE\*\***

\*\* The D/F ratio and % change for Juvenile cases are not calculated because Juvenile dispositions do not include supplemental cases. The number of cases filed includes the number of MMOD (motion to modify) codes filed in FY 2012. That number (if any) is given in the first column.

	<u>Filed Cases</u>					
Clark County	Includes 0 MMOD	32	19	84	NA	NA
Schuyler County	Includes 1 MMOD	18	7	21	NA	NA
Scotland County	Includes 0 MMOD	19	13	18	NA	NA
Circuit Total		69	39	123	NA	NA

**JURY STATISTICS**

	Trial Begun, No Verdict		Verdict Returned		Total Jury Days	
	Civil	Criminal	Civil	Criminal	Civil	Criminal
Clark County	0	1	0	0	0	1
Schuyler County	0	0	0	0	0	0
Scotland County	0	0	1	1	2	1

**FY 2012 PROFILE - 1ST CIRCUIT**  
U.S. Census 2011 Population: 16,228

	Filed	Disposed	Pending End	D/F Ratio	% Change in Filed FY11 - FY12
<b>CRIMINAL</b>					
Felony					
Clark County	77	76	17	0.99	8.5%
Schuyler County	13	16	5	1.23	-27.8%
Scotland County	45	38	26	0.84	50.0%
Circuit Total	135	130	48	0.96	13.4%
Associate Felony					
Clark County	79	83	25	1.05	-13.2%
Schuyler County	21	24	19	1.14	-19.2%
Scotland County	59	46	19	0.78	63.9%
Circuit Total	159	153	63	0.96	3.9%
Misdemeanors					
Clark County	700	659	361	0.94	70.7%
Schuyler County	198	192	149	0.97	-10.8%
Scotland County	190	179	66	0.94	32.9%
Circuit Total	1,088	1,030	576	0.95	40.4%
Traffic					
Clark County	32	54	622	1.69	-93.6%
Schuyler County	225	222	158	0.99	-43.0%
Scotland County	207	215	30	1.04	-46.6%
Circuit Total	464	491	810	1.06	-63.9%
Ordinance**					
Clark County	52	50	27	0.96	2.0%
Schuyler County	277	297	29	1.07	-6.7%
Scotland County	43	47	5	1.09	-23.2%
Circuit Total	372	394	61	1.06	-7.9%
Municipal Cert./TDN					
Clark County	1	1	0	1.00	100.0%
Schuyler County	0	0	0	1.00	0.0%
Scotland County	0	0	0	1.00	0.0%
Circuit Total	1	1	0	1.00	100.0%
Criminal Total	2,219	2,199	1,558	0.99	-18.9%
<b>GRAND TOTALS</b>					
Clark County	1,339	1,302	1,343	0.97	-11.3%
Schuyler County	964	952	476	0.99	-18.9%
Scotland County	752	721	263	0.96	-12.5%
TOTAL	3,055	2,975	2,082	0.97	-14.1%

\* For additional misdemeanor and/or traffic caseload information see Tables in Fine Collection Center section/tab.

\*\* For information concerning ordinance cases heard in the municipal division, see Tables in Municipal Division section/tab.

**FY 2012 PROFILE - 2ND CIRCUIT**  
U.S. Census 2011 Population: 39,833

	Filed	Disposed	Pending End	D/F Ratio	% Change in Filed FY11 - FY12
<b>CIVIL</b>					
Circuit Civil					
Adair County	105	111	102	1.06	16.7%
Knox County	16	20	21	1.25	-5.9%
Lewis County	32	30	28	0.94	33.3%
Circuit Total	153	161	151	1.05	16.8%
Domestic Relations					
Adair County	339	305	154	0.90	-0.9%
Knox County	54	61	34	1.13	12.5%
Lewis County	149	144	43	0.97	6.4%
Circuit Total	542	510	231	0.94	2.3%
Associate Civil and Small Claims					
Adair County	615	647	108	1.05	-12.4%
Knox County	72	72	31	1.00	-32.1%
Lewis County	150	154	37	1.03	-24.6%
Circuit Total	837	873	176	1.04	-16.9%
Civil Total	1,532	1,544	558	1.01	-8.2%

**PROBATE\***

\* Probate includes decedent's estates, incapacitated/disabled estates, minors' estates, mental health petitions, and probable cause petitions.

Adair County	41	47	308	1.15	-8.9%
Knox County	9	9	46	1.00	-25.0%
Lewis County	30	24	127	0.80	36.4%
Circuit Total	80	80	481	1.00	1.3%

\* Simple probate including abbreviated matters - These case types were not included in the circuit profiles in previous years.

Adair County	90	87	42	0.97	8.4%
Knox County	15	16	4	1.07	-34.8%
Lewis County	36	33	12	0.92	28.6%
Circuit Total	141	136	58	0.96	5.2%

**JUVENILE\*\***

\*\* The D/F ratio and % change for Juvenile cases are not calculated because Juvenile dispositions do not include supplemental cases. The number of cases filed includes the number of MMOD (motion to modify) codes filed in FY 2012. That number (if any) is given in the first column.

	<u>Filed Cases</u>					
Adair County	Includes 3 MMOD	58	63	76	NA	NA
Knox County	Includes 0 MMOD	6	10	9	NA	NA
Lewis County	Includes 0 MMOD	18	24	44	NA	NA
Circuit Total		82	97	129	NA	NA

**JURY STATISTICS**

	Trial Begun, No Verdict		Verdict Returned		Total Jury Days	
	Civil	Criminal	Civil	Criminal	Civil	Criminal
Adair County	1	1	3	4	8	11
Knox County	0	0	0	0	0	0
Lewis County	0	0	1	0	3	0

**FY 2012 PROFILE - 2ND CIRCUIT**  
U.S. Census 2011 Population: 39,833

		Filed	Disposed	Pending End	D/F Ratio	% Change in Filed FY11 - FY12
<b>CRIMINAL</b>						
Felony						
	Adair County	289	255	166	0.88	12.0%
	Knox County	22	27	16	1.23	29.4%
	Lewis County	81	75	36	0.93	30.6%
	Circuit Total	392	357	218	0.91	16.3%
Associate Felony						
	Adair County	330	332	71	1.01	17.0%
	Knox County	35	32	14	0.91	34.6%
	Lewis County	122	124	44	1.02	22.0%
	Circuit Total	487	488	129	1.00	19.4%
Misdemeanors*						
	Adair County*	533	585	320	1.10	-22.0%
	Knox County*	116	120	49	1.03	5.5%
	Lewis County*	425	429	172	1.01	-2.7%
	Circuit Total	1,074	1,134	541	1.06	-12.7%
Traffic*						
	Adair County*	477	473	217	0.99	7.9%
	Knox County*	99	105	25	1.06	-14.7%
	Lewis County*	563	547	384	0.97	-3.8%
	Circuit Total	1,139	1,125	626	0.99	-0.3%
Ordinance**						
	Adair County	0	0	1	1.00	0.0%
	Knox County	10	12	2	1.20	-9.1%
	Lewis County	8	6	2	0.75	14.3%
	Circuit Total	18	18	5	1.00	0.0%
Municipal Cert./TDN						
	Adair County	44	24	25	0.55	109.5%
	Knox County	0	3	1	NA	-100.0%
	Lewis County	0	0	0	1.00	0.0%
	Circuit Total	44	27	26	0.61	83.3%
Criminal Total						
		3,154	3,149	1,545	1.00	-0.2%
<b>GRAND TOTALS</b>						
	<b>Adair County</b>	<b>2,921</b>	<b>2,929</b>	<b>1,590</b>	<b>1.00</b>	<b>-3.5%</b>
	<b>Knox County</b>	<b>454</b>	<b>487</b>	<b>252</b>	<b>1.07</b>	<b>-9.0%</b>
	<b>Lewis County</b>	<b>1,614</b>	<b>1,590</b>	<b>929</b>	<b>0.99</b>	<b>-0.7%</b>
	<b>TOTAL</b>	<b>4,989</b>	<b>5,006</b>	<b>2,771</b>	<b>1.00</b>	<b>-3.1%</b>

\* For additional misdemeanor and/or traffic caseload information see Tables in Fine Collection Center section/tab.

\*\* For information concerning ordinance cases heard in the municipal division, see Tables in Municipal Division section/tab.

**FY 2012 PROFILE - 3RD CIRCUIT**  
U.S. Census 2011 Population: 24,434

	Filed	Disposed	Pending End	D/F Ratio	% Change in Filed FY11 - FY12
<b>CIVIL</b>					
Circuit Civil					
Grundy County	36	27	30	0.75	2.9%
Harrison County	32	27	28	0.84	3.2%
Mercer County	15	13	12	0.87	66.7%
Putnam County	22	19	18	0.86	-21.4%
Circuit Total	105	86	88	0.82	1.9%
Domestic Relations					
Grundy County	272	280	64	1.03	-11.4%
Harrison County	217	221	52	1.02	-13.9%
Mercer County	38	45	8	1.18	-34.5%
Putnam County	101	101	26	1.00	8.6%
Circuit Total	628	647	150	1.03	-11.5%
Associate Civil and Small Claims					
Grundy County	158	171	22	1.08	-25.5%
Harrison County	255	296	48	1.16	-16.7%
Mercer County	57	55	12	0.96	-19.7%
Putnam County	112	112	21	1.00	-9.7%
Circuit Total	582	634	103	1.09	-18.4%
Civil Total	1,315	1,367	341	1.04	-13.8%

**PROBATE\***

\* Probate includes decedent's estates, incapacitated/disabled estates, minors' estates, mental health petitions, and probable cause petitions.

Grundy County	32	19	178	0.59	28.0%
Harrison County	42	34	254	0.81	-16.0%
Mercer County	13	10	73	0.77	30.0%
Putnam County	23	12	105	0.52	43.8%
Circuit Total	110	75	610	0.68	8.9%

\* Simple probate including abbreviated matters - These case types were not included in the circuit profiles in previous years.

Grundy County	55	49	127	0.89	34.1%
Harrison County	44	42	108	0.95	0.0%
Mercer County	14	14	6	1.00	-6.7%
Putnam County	39	37	16	0.95	8.3%
Circuit Total	152	142	257	0.93	11.8%

**JUVENILE\*\***

\*\* The D/F ratio and % change for Juvenile cases are not calculated because Juvenile dispositions do not include supplemental cases. The number of cases filed includes the number of MMOD (motion to modify) codes filed in FY 2012. That number (if any) is given in the first column.

	<u>Filed Cases</u>					
Grundy County	Includes 3 MMOD	43	43	39	NA	NA
Harrison County	Includes 3 MMOD	33	21	35	NA	NA
Mercer County	Includes 0 MMOD	9	10	8	NA	NA
Putnam County	Includes 0 MMOD	26	11	46	NA	NA
Circuit Total		111	85	128	NA	NA

**JURY STATISTICS**

	Trial Begun, No Verdict		Verdict Returned		Total Jury Days	
	Civil	Criminal	Civil	Criminal	Civil	Criminal
Grundy County	0	0	0	5	0	6
Harrison County	0	1	1	1	2	2
Mercer County	0	0	0	0	0	0
Putnam County	0	0	0	0	0	0

**FY 2012 PROFILE - 3RD CIRCUIT**  
U.S. Census 2011 Population: 24,434

		Filed	Disposed	Pending End	D/F Ratio	% Change in Filed FY11 - FY12
<b>CRIMINAL</b>						
Felony						
	Grundy County	90	81	31	0.90	4.7%
	Harrison County	96	90	33	0.94	26.3%
	Mercer County	24	25	9	1.04	-51.0%
	Putnam County	47	40	18	0.85	-14.5%
	Circuit Total	257	236	91	0.92	-3.4%
Associate Felony						
	Grundy County	138	123	76	0.89	13.1%
	Harrison County	161	156	58	0.97	36.4%
	Mercer County	34	42	28	1.24	-37.0%
	Putnam County	67	61	44	0.91	-5.6%
	Circuit Total	400	382	206	0.96	9.6%
Misdemeanors						
	Grundy County	176	175	112	0.99	2.9%
	Harrison County	347	311	251	0.90	-2.8%
	Mercer County	188	196	206	1.04	8.0%
	Putnam County	256	241	157	0.94	-9.9%
	Circuit Total	967	923	726	0.95	-1.9%
Traffic						
	Grundy County	367	348	186	0.95	14.3%
	Harrison County	990	901	2,425	0.91	16.9%
	Mercer County	258	283	170	1.10	-22.3%
	Putnam County	225	208	157	0.92	-49.6%
	Circuit Total	1,840	1,740	2,938	0.95	-5.4%
Ordinance**						
	Grundy County	0	0	0	NA	0.0%
	Harrison County	0	0	0	NA	0.0%
	Mercer County	0	0	0	NA	0.0%
	Putnam County	167	171	29	1.02	21.9%
	Circuit Total	167	171	29	1.02	21.9%
Municipal Cert./TDN						
	Grundy County	0	0	0	NA	0.0%
	Harrison County	0	0	0	NA	-100.0%
	Mercer County	0	0	0	NA	0.0%
	Putnam County	0	0	0	NA	0.0%
	Circuit Total	0	0	0	NA	-100.0%
Criminal Total		3,631	3,452	3,990	0.95	-1.9%
<b>GRAND TOTALS</b>						
	<b>Grundy County</b>	<b>1,367</b>	<b>1,316</b>	<b>865</b>	<b>0.96</b>	<b>0.6%</b>
	<b>Harrison County</b>	<b>2,217</b>	<b>2,099</b>	<b>3,292</b>	<b>0.95</b>	<b>5.3%</b>
	<b>Mercer County</b>	<b>650</b>	<b>693</b>	<b>532</b>	<b>1.07</b>	<b>-16.2%</b>
	<b>Putnam County</b>	<b>1,085</b>	<b>1,013</b>	<b>637</b>	<b>0.93</b>	<b>-17.7%</b>
	<b>TOTAL</b>	<b>5,319</b>	<b>5,121</b>	<b>5,326</b>	<b>0.96</b>	<b>-4.3%</b>

\* For additional misdemeanor and/or traffic caseload information see Tables in Fine Collection Center section/tab.

\*\* For information concerning ordinance cases heard in the municipal division, see Tables in Municipal Division section/tab.



**FY 2012 PROFILE - 4TH CIRCUIT**  
U.S. Census 2011 Population: 46,229

		Filed	Disposed	Pending End	D/F Ratio	% Change in Filed FY11 - FY12
<b>CIVIL</b>						
Circuit Civil						
	Atchison County	23	25	12	1.09	9.5%
	Gentry County	24	24	13	1.00	33.3%
	Holt County	21	20	17	0.95	-12.5%
	Nodaway County	49	49	47	1.00	-10.9%
	Worth County	0	2	3	NA	-100.0%
	Circuit Total	117	120	92	1.03	-6.4%
Domestic Relations						
	Atchison County	70	65	32	0.93	6.1%
	Gentry County	98	105	40	1.07	-14.8%
	Holt County	82	77	24	0.94	43.9%
	Nodaway County	274	255	118	0.93	0.7%
	Worth County	36	51	5	1.42	-33.3%
	Circuit Total	560	553	219	0.99	-0.7%
Associate Civil and Small Claims						
	Atchison County	98	104	20	1.06	-25.2%
	Gentry County	158	151	34	0.96	-7.6%
	Holt County	149	149	21	1.00	2.8%
	Nodaway County	373	372	135	1.00	-12.9%
	Worth County	26	33	3	1.27	-52.7%
	Circuit Total	804	809	213	1.01	-13.5%
Civil Total		1,481	1,482	524	1.00	-8.5%

**PROBATE\***

\* Probate includes decedent's estates, incapacitated/disabled estates, minors' estates, mental health petitions, and probable cause petitions.

Atchison County	27	15	103	0.56	50.0%
Gentry County	25	17	130	0.68	8.7%
Holt County	7	13	77	1.86	-46.2%
Nodaway County	81	61	263	0.75	22.7%
Worth County	6	4	38	0.67	-53.8%
Circuit Total	146	110	611	0.75	9.8%

\* Simple probate including abbreviated matters - These case types were not included in the circuit profiles in previous years.

Atchison County	32	32	10	1.00	-13.5%
Gentry County	23	24	9	1.04	109.1%
Holt County	17	17	8	1.00	-10.5%
Nodaway County	185	148	145	0.80	-29.1%
Worth County	9	7	10	0.78	28.6%
Circuit Total	266	228	182	0.86	-20.6%

**JUVENILE\*\***

\*\* The D/F ratio and % change for Juvenile cases are not calculated because Juvenile dispositions do not include supplemental cases. The number of cases filed includes the number of MMOD (motion to modify) codes filed in FY 2012. That number (if any) is given in the first column.

	<u>Filed Cases</u>					
Atchison County	Includes 3 MMOD	17	20	15	NA	NA
Gentry County	Includes 0 MMOD	12	16	8	NA	NA
Holt County	Includes 0 MMOD	19	7	16	NA	NA
Nodaway County	Includes 2 MMOD	48	63	53	NA	NA
Worth County	Includes 0 MMOD	10	13	4	NA	NA
Circuit Total		106	119	96	NA	NA

**JURY STATISTICS**

	Trial Begun, No Verdict		Verdict Returned		Total Jury Days	
	Civil	Criminal	Civil	Criminal	Civil	Criminal
Atchison County	0	1	0	0	0	1
Gentry County	0	0	1	0	4	0
Holt County	0	0	0	0	0	0
Nodaway County	0	4	1	8	2	17
Worth County	0	0	0	0	0	0

**FY 2012 PROFILE - 4TH CIRCUIT**  
U.S. Census 2011 Population: 46,229

		Filed	Disposed	Pending End	D/F Ratio	% Change in Filed FY11 - FY12
<b>CRIMINAL</b>						
Felony						
	Atchison County	37	45	13	1.22	-30.2%
	Gentry County	23	24	9	1.04	15.0%
	Holt County	28	29	15	1.04	3.7%
	Nodaway County	156	174	57	1.12	-22.8%
	Worth County	8	7	4	0.88	33.3%
	Circuit Total	252	279	98	1.11	-18.2%
Associate Felony						
	Atchison County	54	60	20	1.11	-25.0%
	Gentry County	40	38	19	0.95	11.1%
	Holt County	30	40	9	1.33	-26.8%
	Nodaway County	185	211	65	1.14	-27.5%
	Worth County	8	6	4	0.75	-20.0%
	Circuit Total	317	355	117	1.12	-23.4%
Misdemeanors*						
	Atchison County	177	177	179	1.00	-7.8%
	Gentry County	120	133	50	1.11	-34.4%
	Holt County*	95	110	190	1.16	-21.5%
	Nodaway County*	385	414	213	1.08	0.8%
	Worth County	38	35	12	0.92	-32.1%
	Circuit Total	815	869	644	1.07	-12.7%
Traffic*						
	Atchison County*	460	446	1,119	0.97	-7.4%
	Gentry County	193	192	64	0.99	-37.9%
	Holt County*	438	347	1,548	0.79	-15.9%
	Nodaway County*	918	803	1,955	0.87	20.6%
	Worth County	79	77	16	0.97	-20.2%
	Circuit Total	2,088	1,865	4,702	0.89	-4.6%
Ordinance**						
	Atchison County	0	0	0	NA	0.0%
	Gentry County	0	0	0	NA	0.0%
	Holt County	56	53	71	0.95	43.6%
	Nodaway County	6	6	19	1.00	-50.0%
	Worth County	0	0	0	NA	0.0%
	Circuit Total	62	59	90	0.95	21.6%
Municipal Cert./TDN						
	Atchison County	2	0	2	0.00	100.0%
	Gentry County	0	0	0	NA	0.0%
	Holt County	4	0	4	0.00	300.0%
	Nodaway County	4	4	2	1.00	100.0%
	Worth County	0	0	0	NA	0.0%
	Circuit Total	10	4	8	0.40	150.0%
Criminal Total		3,544	3,431	5,659	0.97	-9.1%
<b>GRAND TOTALS</b>						
	Atchison County	997	989	1,525	0.99	0.0%
	Gentry County	716	724	376	1.01	0.0%
	Holt County	946	862	2,000	0.91	-6.8%
	Nodaway County	2,664	2,560	3,072	0.96	-4.7%
	Worth County	220	235	99	1.07	0.0%
	<b>TOTAL</b>	<b>5,543</b>	<b>5,370</b>	<b>7,072</b>	<b>0.97</b>	<b>-9.9%</b>

\* For additional misdemeanor and/or traffic caseload information see Tables in Fine Collection Center section/tab.

\*\* For information concerning ordinance cases heard in the municipal division, see Tables in Municipal Division section/tab.

**FY 2012 PROFILE - 5TH CIRCUIT**  
U.S. Census 2011 Population: 106,862

	Filed	Disposed	Pending End	D/F Ratio	% Change in Filed FY11 - FY12
<b>CIVIL</b>					
Circuit Civil					
Andrew County	45	45	38	1.00	-15.1%
Buchanan County	402	418	233	1.04	-2.4%
Circuit Total	447	463	271	1.04	-3.9%
Domestic Relations					
Andrew County	613	584	237	0.95	1.5%
Buchanan County	1,524	1,469	362	0.96	-5.2%
Circuit Total	2,137	2,053	599	0.96	-3.4%
Associate Civil and Small Claims					
Andrew County	514	542	134	1.05	-3.9%
Buchanan County	4,112	4,321	655	1.05	-9.7%
Circuit Total	4,626	4,863	789	1.05	-9.1%
Civil Total	7,210	7,379	1,659	1.02	-7.1%

**PROBATE\***

\* Probate includes decedent's estates, incapacitated/disabled estates, minors' estates, mental health petitions, and probable cause petitions.

Andrew County	32	16	237	0.50	18.5%
Buchanan County	295	229	1,357	0.78	47.5%
Circuit Total	327	245	1,594	0.75	44.1%

\* Simple probate including abbreviated matters - These case types were not included in the circuit profiles in previous years.

Andrew County	34	33	31	0.97	36.0%
Buchanan County	1,332	1,311	407	0.98	18.0%
Circuit Total	1,366	1,344	438	0.98	18.4%

**JUVENILE\*\***

\*\* The D/F ratio and % change for Juvenile cases are not calculated because Juvenile dispositions do not include supplemental cases. The number of cases filed includes the number of MMOD (motion to modify) codes filed in FY 2012. That number (if any) is given in the first column.

Andrew County	Includes 12 MMOD	32	17	20	NA	NA
Buchanan County	Includes 257 MMOD	451	176	167	NA	NA
Circuit Total		483	193	187	NA	NA

**JURY STATISTICS**

	Trial Begun, No Verdict		Verdict Returned		Total Jury Days	
	Civil	Criminal	Civil	Criminal	Civil	Criminal
Andrew County	0	0	0	0	0	0
Buchanan County	3	2	9	10	32	21

**FY 2012 PROFILE - 5TH CIRCUIT**  
U.S. Census 2011 Population: 106,862

		Filed	Disposed	Pending End	D/F Ratio	% Change in Filed FY11 - FY12
<b>CRIMINAL</b>						
Felony						
	Andrew County	71	65	18	0.92	-22.8%
	Buchanan County	976	1,060	228	1.09	-8.0%
	Circuit Total	1,047	1,125	246	1.07	-9.2%
Associate Felony						
	Andrew County	137	141	47	1.03	-1.4%
	Buchanan County	1,094	1,175	478	1.07	-19.5%
	Circuit Total	1,231	1,316	525	1.07	-17.8%
Misdemeanors						
	Andrew County	285	270	262	0.95	-10.4%
	Buchanan County	1,858	1,861	1,020	1.00	-4.3%
	Circuit Total	2,143	2,131	1,282	0.99	-5.1%
Traffic						
	Andrew County	838	854	966	1.02	-5.7%
	Buchanan County	1,977	1,928	925	0.98	3.8%
	Circuit Total	2,815	2,782	1,891	0.99	0.8%
Ordinance**						
	Andrew County	730	747	208	1.02	-28.0%
	Buchanan County	0	0	0	NA	0.0%
	Circuit Total	730	747	208	1.02	-28.0%
Municipal Cert./TDN						
	Andrew County	0	0	0	NA	0.0%
	Buchanan County	13	14	2	1.08	62.5%
	Circuit Total	13	14	2	1.08	62.5%
Criminal Total						
		7,979	8,115	4,154	1.02	-8.6%
<b>GRAND TOTALS</b>						
	<b>Andrew County</b>	<b>3,331</b>	<b>3,314</b>	<b>2,198</b>	<b>0.99</b>	<b>-10.7%</b>
	<b>Buchanan County</b>	<b>14,034</b>	<b>13,962</b>	<b>5,834</b>	<b>0.99</b>	<b>-3.9%</b>
	<b>TOTAL</b>	<b>17,365</b>	<b>17,276</b>	<b>8,032</b>	<b>0.99</b>	<b>-5.3%</b>

\* For additional misdemeanor and/or traffic caseload information see Tables in Fine Collection Center section/tab.

\*\* For information concerning ordinance cases heard in the municipal division, see Tables in Municipal Division section/tab.

**FY 2012 PROFILE - 6TH CIRCUIT**  
U.S. Census 2011 Population: 90,903

		Filed	Disposed	Pending End	D/F Ratio	% Change in Filed FY11 - FY12
<b>CIVIL</b>						
Circuit Civil						
	Platte County	481	473	440	0.98	-3.0%
	Circuit Total	481	473	440	0.98	-3.0%
Domestic Relations						
	Platte County	1,341	1,375	481	1.03	2.1%
	Circuit Total	1,341	1,375	481	1.03	2.1%
Associate Civil and Small Claims						
	Platte County	2,840	2,970	555	1.05	-8.4%
	Circuit Total	2,840	2,970	555	1.05	-8.4%
	Civil Total	4,662	4,818	1,476	1.03	-5.0%

**PROBATE\***

\* Probate includes decedent's estates, incapacitated/disabled estates, minors' estates, mental health petitions, and probable cause petitions.

Platte County	150	107	687	0.71	24.0%
Circuit Total	150	107	687	0.71	24.0%

\* Simple probate including abbreviated matters - These case types were not included in the circuit profiles in previous years.

Platte County	173	148	194	0.86	15.3%
Circuit Total	173	148	194	0.86	15.3%

**JUVENILE\*\***

\*\* The D/F ratio and % change for Juvenile cases are not calculated because Juvenile dispositions do not include supplemental cases. The number of cases filed includes the number of MMOD (motion to modify) codes filed in FY 2012. That number (if any) is given in the first column.

	Filed Cases Includes 16 MMOD					
Platte County		108	86	81	NA	NA
Circuit Total		108	86	81	NA	NA

**JURY STATISTICS**

	Trial Begun, No Verdict		Verdict Returned		Total Jury Days	
	Civil	Criminal	Civil	Criminal	Civil	Criminal
Platte County	1	0	6	9	19	32

**FY 2012 PROFILE - 6TH CIRCUIT**  
U.S. Census 2011 Population: 90,903

		Filed	Disposed	Pending End	D/F Ratio	% Change in Filed FY11 - FY12
<b>CRIMINAL</b>						
Felony						
	Platte County	324	304	178	0.94	12.9%
	Circuit Total	324	304	178	0.94	12.9%
Associate Felony						
	Platte County	455	426	214	0.94	10.7%
	Circuit Total	455	426	214	0.94	10.7%
Misdemeanors						
	Platte County	3,258	2,888	2,073	0.89	15.2%
	Circuit Total	3,258	2,888	2,073	0.89	15.2%
Traffic						
	Platte County	3,639	3,265	1,846	0.90	-16.6%
	Circuit Total	3,639	3,265	1,846	0.90	-16.6%
Ordinance**						
	Platte County	0	0	0	NA	-100.0%
	Circuit Total	0	0	0	NA	-100.0%
Municipal Cert./TDN						
	Platte County	10	9	6	0.90	233.3%
	Circuit Total	10	9	6	0.90	233.3%
Criminal Total		7,686	6,892	4,317	0.90	-2.6%
<b>GRAND TOTALS</b>						
	<b>Platte County</b>	<b>12,779</b>	<b>12,051</b>	<b>6,755</b>	<b>0.94</b>	<b>-3.2%</b>
	<b>TOTAL</b>	<b>12,779</b>	<b>12,051</b>	<b>6,755</b>	<b>0.94</b>	<b>-3.2%</b>

\* For additional misdemeanor and/or traffic caseload information see Tables in Fine Collection Center section/tab.

\*\* For information concerning ordinance cases heard in the municipal division, see Tables in Municipal Division section/tab.

**FY 2012 PROFILE - 7TH CIRCUIT**  
U.S. Census 2011 Population: 225,161

		Filed	Disposed	Pending End	D/F Ratio	% Change in Filed FY11 - FY12
<b>CIVIL</b>						
Circuit Civil						
	Clay County	1,207	1,132	1,417	0.94	-26.7%
	Circuit Total	1,207	1,132	1,417	0.94	-26.7%
Domestic Relations						
	Clay County	4,575	4,654	1,961	1.02	4.5%
	Circuit Total	4,575	4,654	1,961	1.02	4.5%
Associate Civil and Small Claims						
	Clay County	10,613	10,459	2,410	0.99	-1.8%
	Circuit Total	10,613	10,459	2,410	0.99	-1.8%
	Civil Total	16,395	16,245	5,788	0.99	-2.6%

**PROBATE\***

\* Probate includes decedent's estates, incapacitated/disabled estates, minors' estates, mental health petitions, and probable cause petitions.

Clay County	332	257	1,687	0.77	1.5%
Circuit Total	332	257	1,687	0.77	1.5%

\* Simple probate including abbreviated matters - These case types were not included in the circuit profiles in previous years.

Clay County	449	452	644	1.01	10.9%
Circuit Total	449	452	644	1.01	10.9%

**JUVENILE\*\***

\*\* The D/F ratio and % change for Juvenile cases are not calculated because Juvenile dispositions do not include supplemental cases. The number of cases filed includes the number of MMOD (motion to modify) codes filed in FY 2012. That number (if any) is given in the first column.

	<small>Filed Cases Includes 95 MMOD</small>					
Clay County		262	142	193	NA	NA
Circuit Total		262	142	193	NA	NA

**JURY STATISTICS**

	Trial Begun, No Verdict		Verdict Returned		Total Jury Days	
	Civil	Criminal	Civil	Criminal	Civil	Criminal
Clay County	4	6	12	15	59	49

**FY 2012 PROFILE - 7TH CIRCUIT**  
U.S. Census 2011 Population: 225,161

		Filed	Disposed	Pending End	D/F Ratio	% Change in Filed FY11 - FY12
<b>CRIMINAL</b>						
Felony						
	Clay County	605	581	455	0.96	-5.9%
	Circuit Total	605	581	455	0.96	-5.9%
Associate Felony						
	Clay County	1,260	1,169	1,104	0.93	30.4%
	Circuit Total	1,260	1,169	1,104	0.93	30.4%
Misdemeanors*						
	Clay County*	4,300	3,814	5,224	0.89	22.2%
	Circuit Total	4,300	3,814	5,224	0.89	22.2%
Traffic*						
	Clay County*	4,134	3,674	4,597	0.89	18.7%
	Circuit Total	4,134	3,674	4,597	0.89	18.7%
Ordinance**						
	Clay County	315	356	207	1.13	-12.3%
	Circuit Total	315	356	207	1.13	-12.3%
Municipal Cert./TDN						
	Clay County	45	37	69	0.82	104.5%
	Circuit Total	45	37	69	0.82	104.5%
Criminal Total		10,659	9,631	11,656	0.90	18.6%
<b>GRAND TOTALS</b>						
	<b>Clay County</b>	<b>28,097</b>	<b>26,727</b>	<b>19,968</b>	<b>0.95</b>	<b>4.8%</b>
	<b>TOTAL</b>	<b>28,097</b>	<b>26,727</b>	<b>19,968</b>	<b>0.95</b>	<b>4.8%</b>

\* For additional misdemeanor and/or traffic caseload information see Tables in Fine Collection Center section/tab.

\*\* For information concerning ordinance cases heard in the municipal division, see Tables in Municipal Division section/tab.



**FY 2012 PROFILE - 8TH CIRCUIT**  
U.S. Census 2011 Population: 32,490

	Filed	Disposed	Pending End	D/F Ratio	% Change in Filed FY11 - FY12
<b>CIVIL</b>					
Circuit Civil					
Carroll County	38	29	42	0.76	31.0%
Ray County	97	91	102	0.94	4.3%
Circuit Total	135	120	144	0.89	10.7%
Domestic Relations					
Carroll County	157	161	56	1.03	23.6%
Ray County	488	482	149	0.99	-8.3%
Circuit Total	645	643	205	1.00	-2.1%
Associate Civil and Small Claims					
Carroll County	192	195	49	1.02	-31.2%
Ray County	790	755	255	0.96	-8.2%
Circuit Total	982	950	304	0.97	-13.9%
Civil Total	1,762	1,713	653	0.97	-8.3%

**PROBATE\***

\* Probate includes decedent's estates, incapacitated/disabled estates, minors' estates, mental health petitions, and probable cause petitions.

Carroll County	36	48	187	1.33	16.1%
Ray County	57	60	324	1.05	-8.1%
Circuit Total	93	108	511	1.16	0.0%

\* Simple probate including abbreviated matters - These case types were not included in the circuit profiles in previous years.

Carroll County	65	59	58	0.91	0.0%
Ray County	80	75	20	0.94	-16.7%
Circuit Total	145	134	78	0.92	-9.9%

**JUVENILE\*\***

\*\* The D/F ratio and % change for Juvenile cases are not calculated because Juvenile dispositions do not include supplemental cases. The number of cases filed includes the number of MMOD (motion to modify) codes filed in FY 2012. That number (if any) is given in the first column.

	<u>Filed Cases</u>				
Carroll County	Includes 0 MMOD	14	11	56	NA
Ray County	Includes 0 MMOD	31	36	52	NA
Circuit Total		45	47	108	NA

**JURY STATISTICS**

	Trial Begun, No Verdict		Verdict Returned		Total Jury Days	
	Civil	Criminal	Civil	Criminal	Civil	Criminal
Carroll County	0	0	1	2	3	3
Ray County	1	2	2	1	8	5

**FY 2012 PROFILE - 8TH CIRCUIT**  
U.S. Census 2011 Population: 32,490

		Filed	Disposed	Pending End	D/F Ratio	% Change in Filed FY11 - FY12
<b>CRIMINAL</b>						
Felony						
	Carroll County	36	42	13	1.17	-32.1%
	Ray County	156	140	63	0.90	12.2%
	Circuit Total	192	182	76	0.95	0.0%
Associate Felony						
	Carroll County	54	59	37	1.09	-21.7%
	Ray County	241	211	153	0.88	9.5%
	Circuit Total	295	270	190	0.92	2.1%
Misdemeanors*						
	Carroll County*	101	111	115	1.10	-32.7%
	Ray County*	240	246	276	1.03	-10.8%
	Circuit Total	341	357	391	1.05	-18.6%
Traffic*						
	Carroll County*	335	307	146	0.92	2.8%
	Ray County*	627	638	267	1.02	0.6%
	Circuit Total	962	945	413	0.98	1.4%
Ordinance**						
	Carroll County	6	6	2	1.00	100.0%
	Ray County	237	246	95	1.04	25.4%
	Circuit Total	243	252	97	1.04	26.6%
Municipal Cert./TDN						
	Carroll County	0	0	0	NA	0.0%
	Ray County	0	0	2	NA	-100.0%
	Circuit Total	0	0	2	NA	-100.0%
Criminal Total		2,033	2,006	1,169	0.99	-0.5%
<b>GRAND TOTALS</b>						
	<b>Carroll County</b>	<b>1,034</b>	<b>1,028</b>	<b>761</b>	<b>0.99</b>	<b>-10.0%</b>
	<b>Ray County</b>	<b>3,044</b>	<b>2,980</b>	<b>1,758</b>	<b>0.98</b>	<b>-2.6%</b>
	<b>TOTAL</b>	<b>4,078</b>	<b>4,008</b>	<b>2,519</b>	<b>0.98</b>	<b>-4.6%</b>

\* For additional misdemeanor and/or traffic caseload information see Tables in Fine Collection Center section/tab.

\*\* For information concerning ordinance cases heard in the municipal division, see Tables in Municipal Division section/tab.

**FY 2012 PROFILE - 9TH CIRCUIT**  
U.S. Census 2011 Population: 26,959

	Filed	Disposed	Pending End	D/F Ratio	% Change in Filed FY11 - FY12
<b>CIVIL</b>					
Circuit Civil					
Chariton County	14	21	10	1.50	-53.3%
Linn County	28	27	44	0.96	-30.0%
Sullivan County	21	17	11	0.81	5.0%
Circuit Total	63	65	65	1.03	-30.0%
Domestic Relations					
Chariton County	74	84	25	1.14	-21.3%
Linn County	160	148	77	0.93	-23.8%
Sullivan County	123	120	37	0.98	4.2%
Circuit Total	357	352	139	0.99	-15.4%
Associate Civil and Small Claims					
Chariton County	150	145	27	0.97	-14.8%
Linn County	275	293	63	1.07	-21.2%
Sullivan County	156	161	25	1.03	-24.6%
Circuit Total	581	599	115	1.03	-20.6%
Civil Total	1,001	1,016	319	1.01	-19.5%

**PROBATE\***

\* Probate includes decedent's estates, incapacitated/disabled estates, minors' estates, mental health petitions, and probable cause petitions.

Chariton County	24	8	103	0.33	9.1%
Linn County	30	25	363	0.83	15.4%
Sullivan County	12	17	81	1.42	0.0%
Circuit Total	66	50	547	0.76	10.0%

\* Simple probate including abbreviated matters - These case types were not included in the circuit profiles in previous years.

Chariton County	47	45	7	0.96	38.2%
Linn County	92	88	47	0.96	41.5%
Sullivan County	26	26	6	1.00	-21.2%
Circuit Total	165	159	60	0.96	25.0%

**JUVENILE\*\***

\*\* The D/F ratio and % change for Juvenile cases are not calculated because Juvenile dispositions do not include supplemental cases. The number of cases filed includes the number of MMOD (motion to modify) codes filed in FY 2012. That number (if any) is given in the first column.

	<u>Filed Cases</u>				
Chariton County	Includes 2 MMOD	27	12	26	NA
Linn County	Includes 13 MMOD	66	51	78	NA
Sullivan County	Includes 7 MMOD	46	41	37	NA
Circuit Total		139	104	141	NA

**JURY STATISTICS**

	Trial Begun, No Verdict		Verdict Returned		Total Jury Days	
	Civil	Criminal	Civil	Criminal	Civil	Criminal
Chariton County	0	0	0	2	0	2
Linn County	0	3	0	3	0	6
Sullivan County	0	0	0	0	0	0

# **FY 2012 PROFILE - 9TH CIRCUIT**

U.S. Census 2011 Population: 26,959

	Filed	Disposed	Pending End	D/F Ratio	% Change in Filed FY11 - FY12
<b>CRIMINAL</b>					
Felony					
Chariton County	62	44	34	0.71	24.0%
Linn County	79	69	36	0.87	1.3%
Sullivan County	39	36	15	0.92	-27.8%
Circuit Total	180	149	85	0.83	-1.1%
Associate Felony					
Chariton County	62	69	17	1.11	-10.1%
Linn County	139	124	103	0.89	-14.2%
Sullivan County	69	69	40	1.00	-25.0%
Circuit Total	270	262	160	0.97	-16.4%
Misdemeanors					
Chariton County	165	153	42	0.93	-0.6%
Linn County*	295	271	207	0.92	-2.0%
Sullivan County*	130	131	126	1.01	-9.7%
Circuit Total	590	555	375	0.94	-3.4%
Traffic					
Chariton County*	219	213	40	0.97	1.4%
Linn County*	1,000	955	529	0.96	24.2%
Sullivan County*	808	769	228	0.95	23.2%
Circuit Total	2,027	1,937	797	0.96	20.9%
Ordinance**					
Chariton County	4	3	2	0.75	300.0%
Linn County	0	0	0	NA	0.0%
Sullivan County	146	157	35	1.08	20.7%
Circuit Total	150	160	37	1.07	23.0%
Municipal Cert./TDN					
Chariton County	0	0	0	NA	0.0%
Linn County	0	0	0	NA	0.0%
Sullivan County	0	0	0	NA	0.0%
Circuit Total	0	0	0	NA	0.0%
Criminal Total	3,217	3,063	1,454	0.95	10.4%
<b>GRAND TOTALS</b>					
Chariton County	848	797	333	0.94	-3.5%
Linn County	2,164	2,051	1,547	0.95	2.8%
Sullivan County	1,576	1,544	641	0.98	5.9%
TOTAL	4,588	4,392	2,521	0.96	2.6%

\* For additional misdemeanor and/or traffic caseload information see Tables in Fine Collection Center section/tab.

\*\* For information concerning ordinance cases heard in the municipal division, see Tables in Municipal Division section/tab.

**FY 2012 PROFILE - 10TH CIRCUIT**  
U.S. Census 2011 Population: 47,732

	Filed	Disposed	Pending End	D/F Ratio	% Change in Filed FY11 - FY12
<b>CIVIL</b>					
Circuit Civil					
Marion County	99	81	63	0.82	-1.0%
Monroe County	34	26	25	0.76	0.0%
Ralls County	19	26	21	1.37	-51.3%
Circuit Total	152	133	109	0.88	-12.1%
Domestic Relations					
Marion County	878	832	181	0.95	8.1%
Monroe County	133	120	36	0.90	13.7%
Ralls County	208	206	42	0.99	20.9%
Circuit Total	1,219	1,158	259	0.95	10.7%
Associate Civil and Small Claims					
Marion County	1,265	1,243	244	0.98	-5.5%
Monroe County	205	191	39	0.93	-2.4%
Ralls County	221	214	47	0.97	-3.1%
Circuit Total	1,691	1,648	330	0.97	-4.8%
Civil Total	3,062	2,939	698	0.96	0.4%

**PROBATE\***

\* Probate includes decedent's estates, incapacitated/disabled estates, minors' estates, mental health petitions, and probable cause petitions.

Marion County	76	52	801	0.68	-14.6%
Monroe County	32	23	143	0.72	113.3%
Ralls County	27	22	163	0.81	-6.9%
Circuit Total	135	97	1,107	0.72	1.5%

\* Simple probate including abbreviated matters - These case types were not included in the circuit profiles in previous years.

Marion County	136	205	36	1.51	-9.9%
Monroe County	31	29	27	0.94	-8.8%
Ralls County	27	23	11	0.85	0.0%
Circuit Total	194	257	74	1.32	-8.5%

**JUVENILE\*\***

\*\* The D/F ratio and % change for Juvenile cases are not calculated because Juvenile dispositions do not include supplemental cases. The number of cases filed includes the number of MMOD (motion to modify) codes filed in FY 2012. That number (if any) is given in the first column.

	Filed Cases					
Marion County	Includes 3 MMOD	67	83	104	NA	NA
Monroe County	Includes 0 MMOD	23	20	34	NA	NA
Ralls County	Includes 2 MMOD	22	18	30	NA	NA
Circuit Total		112	121	168	NA	NA

**JURY STATISTICS**

	Trial Begun, No Verdict		Verdict Returned		Total Jury Days	
	Civil	Criminal	Civil	Criminal	Civil	Criminal
Marion County	0	2	0	4	0	7
Monroe County	0	0	0	3	0	5
Ralls County	0	0	0	1	0	1

**FY 2012 PROFILE - 10TH CIRCUIT**  
U.S. Census 2011 Population: 47,732

	Filed	Disposed	Pending End	D/F Ratio	% Change in Filed FY11 - FY12
<b>CRIMINAL</b>					
Felony					
Marion County	213	203	39	0.95	32.3%
Monroe County	43	39	11	0.91	7.5%
Ralls County	71	71	13	1.00	26.8%
Circuit Total	327	313	63	0.96	27.2%
Associate Felony					
Marion County	209	202	76	0.97	19.4%
Monroe County	50	48	13	0.96	-16.7%
Ralls County	80	74	48	0.93	14.3%
Circuit Total	339	324	137	0.96	11.1%
Misdemeanors					
Marion County	776	724	922	0.93	2.2%
Monroe County	162	162	75	1.00	-21.7%
Ralls County	268	274	205	1.02	8.9%
Circuit Total	1,206	1,160	1,202	0.96	-0.5%
Traffic					
Marion County	1,751	1,868	716	1.07	-26.1%
Monroe County	352	327	112	0.93	21.4%
Ralls County	1,087	1,063	738	0.98	-0.4%
Circuit Total	3,190	3,258	1,566	1.02	-15.0%
Ordinance**					
Marion County	0	0	0	NA	0.0%
Monroe County	7	8	0	1.14	250.0%
Ralls County	61	53	23	0.87	19.6%
Circuit Total	68	61	23	0.90	28.3%
Municipal Cert./TDN					
Marion County	2	2	3	1.00	-75.0%
Monroe County	0	0	0	NA	0.0%
Ralls County	0	0	0	NA	0.0%
Circuit Total	2	2	3	1.00	-75.0%
Criminal Total	5,132	5,118	2,994	1.00	-8.1%
<b>GRAND TOTALS</b>					
Marion County	5,472	5,495	3,185	1.00	-9.6%
Monroe County	1,072	993	515	0.93	2.5%
Ralls County	2,091	2,044	1,341	0.98	3.2%
TOTAL	8,635	8,532	5,041	0.99	-5.3%

\* For additional misdemeanor and/or traffic caseload information see Tables in Fine Collection Center section/tab.

\*\* For information concerning ordinance cases heard in the municipal division, see Tables in Municipal Division section/tab.

**FY 2012 PROFILE - 11TH CIRCUIT**  
U.S. Census 2011 Population: 365,151

		Filed	Disposed	Pending End	D/F Ratio	% Change in Filed FY11 - FY12
<b>CIVIL</b>						
Circuit Civil						
	St. Charles County	1,332	1,332	1,491	1.00	0.3%
	Circuit Total	1,332	1,332	1,491	1.00	0.3%
Domestic Relations						
	St. Charles County	4,841	4,835	1,723	1.00	-2.0%
	Circuit Total	4,841	4,835	1,723	1.00	-2.0%
Associate Civil and Small Claims						
	St. Charles County	9,830	9,959	2,855	1.01	-13.8%
	Circuit Total	9,830	9,959	2,855	1.01	-13.8%
	Civil Total	16,003	16,126	6,069	1.01	-9.4%

**PROBATE\***

\* Probate includes decedent's estates, incapacitated/disabled estates, minors' estates, mental health petitions, and probable cause petitions.

St. Charles County	553	459	2,504	0.83	-3.3%
Circuit Total	553	459	2,504	0.83	-3.3%

\* Simple probate including abbreviated matters - These case types were not included in the circuit profiles in previous years.

St. Charles County	624	525	334	0.84	-7.4%
Circuit Total	624	525	334	0.84	-7.4%

**JUVENILE\*\***

\*\* The D/F ratio and % change for Juvenile cases are not calculated because Juvenile dispositions do not include supplemental cases. The number of cases filed includes the number of MMOD (motion to modify) codes filed in FY 2012. That number (if any) is given in the first column.

St. Charles County	<u>Filed Cases</u> Includes 0 MMOD	442	383	446	NA	NA
Circuit Total		442	383	446	NA	NA

**JURY STATISTICS**

	Trial Begun, No Verdict		Verdict Returned		Total Jury Days	
	Civil	Criminal	Civil	Criminal	Civil	Criminal
St. Charles County	12	11	30	10	106	36

**FY 2012 PROFILE - 11TH CIRCUIT**  
U.S. Census 2011 Population: 365,151

		Filed	Disposed	Pending End	D/F Ratio	% Change in Filed FY11 - FY12
<b>CRIMINAL</b>						
Felony						
	St. Charles County	1,377	1,357	498	0.99	-4.8%
	Circuit Total	1,377	1,357	498	0.99	-4.8%
Associate Felony						
	St. Charles County	1,762	1,656	1,084	0.94	8.0%
	Circuit Total	1,762	1,656	1,084	0.94	8.0%
Misdemeanors*						
	St. Charles County*	4,661	5,035	5,987	1.08	-9.3%
	Circuit Total	4,661	5,035	5,987	1.08	-9.3%
Traffic*						
	St. Charles County*	6,742	6,572	5,015	0.97	9.6%
	Circuit Total	6,742	6,572	5,015	0.97	9.6%
Ordinance**						
	St. Charles County	0	0	0	NA	0.0%
	Circuit Total	0	0	0	NA	0.0%
Municipal Cert./TDN						
	St. Charles County	96	100	35	1.04	-5.0%
	Circuit Total	96	100	35	1.04	-5.0%
Criminal Total		14,638	14,720	12,619	1.01	1.2%
<b>GRAND TOTALS</b>						
	<b>St. Charles County</b>	<b>32,260</b>	<b>32,213</b>	<b>21,972</b>	<b>1.00</b>	<b>-4.7%</b>
	<b>TOTAL</b>	<b>32,260</b>	<b>32,213</b>	<b>21,972</b>	<b>1.00</b>	<b>-4.7%</b>

\* For additional misdemeanor and/or traffic caseload information see Tables in Fine Collection Center section/tab.

\*\* For information concerning ordinance cases heard in the municipal division, see Tables in Municipal Division section/tab.



**FY 2012 PROFILE - 12TH CIRCUIT**  
U.S. Census 2011 Population: 70,351

	Filed	Disposed	Pending End	D/F Ratio	% Change in Filed FY11 - FY12
<b>CIVIL</b>					
Circuit Civil					
Audrain County	88	73	74	0.83	33.3%
Montgomery County	44	46	56	1.05	-12.0%
Warren County	105	113	108	1.08	1.9%
Circuit Total	237	232	238	0.98	8.2%
Domestic Relations					
Audrain County	448	485	100	1.08	0.0%
Montgomery County	203	208	97	1.02	4.6%
Warren County	580	598	165	1.03	-2.5%
Circuit Total	1,231	1,291	362	1.05	-0.5%
Associate Civil and Small Claims					
Audrain County	709	697	150	0.98	-9.7%
Montgomery County	305	308	56	1.01	-8.1%
Warren County	995	1,003	190	1.01	-11.7%
Circuit Total	2,009	2,008	396	1.00	-10.5%
Civil Total	3,477	3,531	996	1.02	-6.0%

**PROBATE\***

\* Probate includes decedent's estates, incapacitated/disabled estates, minors' estates, mental health petitions, and probable cause petitions.

Audrain County	40	43	221	1.08	-18.4%
Montgomery County	22	31	121	1.41	-18.5%
Warren County	44	117	241	2.66	7.3%
Circuit Total	106	191	583	1.80	-9.4%

\* Simple probate including abbreviated matters - These case types were not included in the circuit profiles in previous years.

Audrain County	89	95	88	1.07	-4.3%
Montgomery County	41	41	14	1.00	-22.6%
Warren County	67	68	19	1.01	28.8%
Circuit Total	197	204	121	1.04	-0.5%

**JUVENILE\*\***

\*\* The D/F ratio and % change for Juvenile cases are not calculated because Juvenile dispositions do not include supplemental cases. The number of cases filed includes the number of MMOD (motion to modify) codes filed in FY 2012. That number (if any) is given in the first column.

	Filed Cases Includes 0 MMOD					
Audrain County	40	79	148	NA	NA	
Montgomery County	34	28	58	NA	NA	
Warren County	69	75	128	NA	NA	
Circuit Total	143	182	334	NA	NA	

**JURY STATISTICS**

	Trial Begun, No Verdict		Verdict Returned		Total Jury Days	
	Civil	Criminal	Civil	Criminal	Civil	Criminal
Audrain County	0	0	1	2	2	4
Montgomery County	2	0	0	3	2	5
Warren County	0	3	5	6	7	11

**FY 2012 PROFILE - 12TH CIRCUIT**  
U.S. Census 2011 Population: 70,351

	Filed	Disposed	Pending End	D/F Ratio	% Change in Filed FY11 - FY12
<b>CRIMINAL</b>					
Felony					
Audrain County	281	274	93	0.98	11.1%
Montgomery County	137	135	56	0.99	-5.5%
Warren County	415	363	180	0.87	23.5%
Circuit Total	833	772	329	0.93	13.5%
Associate Felony					
Audrain County	330	338	140	1.02	-1.2%
Montgomery County	152	181	34	1.19	-22.1%
Warren County	432	432	233	1.00	21.3%
Circuit Total	914	951	407	1.04	3.3%
Misdemeanors*					
Audrain County*	562	592	265	1.05	-7.1%
Montgomery County*	334	387	377	1.16	-28.8%
Warren County	714	713	714	1.00	1.6%
Circuit Total	1,610	1,692	1,356	1.05	-9.4%
Traffic*					
Audrain County*	417	443	102	1.06	15.8%
Montgomery County*	938	939	643	1.00	8.6%
Warren County*	1,884	1,775	1,970	0.94	14.0%
Circuit Total	3,239	3,157	2,715	0.97	12.6%
Ordinance**					
Audrain County	67	75	13	1.12	55.8%
Montgomery County	189	167	46	0.88	-16.0%
Warren County	719	754	1,017	1.05	8.9%
Circuit Total	975	996	1,076	1.02	5.1%
Municipal Cert./TDN					
Audrain County	0	0	0	NA	-100.0%
Montgomery County	3	2	1	0.67	50.0%
Warren County	20	19	8	0.95	17.6%
Circuit Total	23	21	9	0.91	15.0%
Criminal Total	7,594	7,589	5,892	1.00	5.2%
<b>GRAND TOTALS</b>					
Audrain County	3,071	3,194	1,394	1.04	-0.5%
Montgomery County	2,402	2,473	1,559	1.03	-7.0%
Warren County	6,044	6,030	4,973	1.00	5.9%
TOTAL	11,517	11,697	7,926	1.02	1.2%

\* For additional misdemeanor and/or traffic caseload information see Tables in Fine Collection Center section/tab.

\*\* For information concerning ordinance cases heard in the municipal division, see Tables in Municipal Division section/tab.

**FY 2012 PROFILE - 13TH CIRCUIT**  
U.S. Census 2011 Population: 210,047

	Filed	Disposed	Pending End	D/F Ratio	% Change in Filed FY11 - FY12
<b>CIVIL</b>					
Circuit Civil					
Boone County	568	579	513	1.02	0.4%
Callaway County	127	136	108	1.07	-3.8%
Circuit Total	695	715	621	1.03	-0.4%
Domestic Relations					
Boone County	2,655	2,671	686	1.01	-0.3%
Callaway County	824	669	455	0.81	4.3%
Circuit Total	3,479	3,340	1,141	0.96	0.8%
Associate Civil and Small Claims					
Boone County	4,951	5,161	1,252	1.04	-7.4%
Callaway County	1,102	1,121	287	1.02	-11.1%
Circuit Total	6,053	6,282	1,539	1.04	-8.1%
Civil Total	10,227	10,337	3,301	1.01	-4.8%

**PROBATE\***

\* Probate includes decedent's estates, incapacitated/disabled estates, minors' estates, mental health petitions, and probable cause petitions.

Boone County	497	460	1,218	0.93	6.4%
Callaway County	95	127	493	1.34	-16.7%
Circuit Total	592	587	1,711	0.99	1.9%

\* Simple probate including abbreviated matters - These case types were not included in the circuit profiles in previous years.

Boone County	1,384	1,353	241	0.98	12.7%
Callaway County	174	177	115	1.02	-2.2%
Circuit Total	1,558	1,530	356	0.98	10.8%

**JUVENILE\*\***

\*\* The D/F ratio and % change for Juvenile cases are not calculated because Juvenile dispositions do not include supplemental cases. The number of cases filed includes the number of MMOD (motion to modify) codes filed in FY 2012. That number (if any) is given in the first column.

	<u>Filed Cases</u>					
Boone County	Includes 184 MMOD		665	452	440	NA
Callaway County	Includes 25 MMOD		187	127	161	NA
Circuit Total			852	579	601	NA

**JURY STATISTICS**

	Trial Begun, No Verdict		Verdict Returned		Total Jury Days	
	Civil	Criminal	Civil	Criminal	Civil	Criminal
Boone County	0	4	8	12	14	25
Callaway County	2	0	6	3	14	4

**FY 2012 PROFILE - 13TH CIRCUIT**  
U.S. Census 2011 Population: 210,047

		Filed	Disposed	Pending End	D/F Ratio	% Change in Filed FY11 - FY12
<b>CRIMINAL</b>						
Felony						
	Boone County	1,166	1,091	475	0.94	9.5%
	Callaway County	368	369	92	1.00	32.4%
	Circuit Total	1,534	1,460	567	0.95	14.2%
Associate Felony						
	Boone County	1,632	1,578	854	0.97	-1.9%
	Callaway County	502	493	242	0.98	24.3%
	Circuit Total	2,134	2,071	1,096	0.97	3.2%
Misdemeanors*						
	Boone County*	3,273	3,418	2,047	1.04	-15.5%
	Callaway County*	1,470	1,502	798	1.02	2.3%
	Circuit Total	4,743	4,920	2,845	1.04	-10.7%
Traffic*						
	Boone County*	3,425	3,578	1,000	1.04	4.5%
	Callaway County*	1,728	1,665	1,451	0.96	8.3%
	Circuit Total	5,153	5,243	2,451	1.02	5.8%
Ordinance**						
	Boone County	619	593	125	0.96	9.9%
	Callaway County	0	0	0	NA	0.0%
	Circuit Total	619	593	125	0.96	9.9%
Municipal Cert./TDN						
	Boone County	11	14	4	1.27	-21.4%
	Callaway County	1	1	0	1.00	0.0%
	Circuit Total	12	15	4	1.25	-14.3%
Criminal Total		14,195	14,302	7,088	1.01	0.2%
<b>GRAND TOTALS</b>						
	<b>Boone County</b>	<b>20,846</b>	<b>20,948</b>	<b>8,855</b>	<b>1.00</b>	<b>-2.2%</b>
	<b>Callaway County</b>	<b>6,578</b>	<b>6,387</b>	<b>4,202</b>	<b>0.97</b>	<b>4.7%</b>
	<b>TOTAL</b>	<b>27,424</b>	<b>27,335</b>	<b>13,057</b>	<b>1.00</b>	<b>-0.6%</b>

\* For additional misdemeanor and/or traffic caseload information see Tables in Fine Collection Center section/tab.

\*\* For information concerning ordinance cases heard in the municipal division, see Tables in Municipal Division section/tab.

**FY 2012 PROFILE - 14TH CIRCUIT**  
U.S. Census 2011 Population: 35,550

	Filed	Disposed	Pending End	D/F Ratio	% Change in Filed FY11 - FY12
<b>CIVIL</b>					
Circuit Civil					
Howard County	33	41	16	1.24	-5.7%
Randolph County	118	115	64	0.97	-7.1%
Circuit Total	151	156	80	1.03	-6.8%
Domestic Relations					
Howard County	134	145	20	1.08	7.2%
Randolph County	430	413	134	0.96	1.2%
Circuit Total	564	558	154	0.99	2.5%
Associate Civil and Small Claims					
Howard County	199	196	37	0.98	-21.3%
Randolph County	933	964	143	1.03	-24.6%
Circuit Total	1,132	1,160	180	1.02	-24.1%
Civil Total	1,847	1,874	414	1.01	-16.2%

**PROBATE\***

\* Probate includes decedent's estates, incapacitated/disabled estates, minors' estates, mental health petitions, and probable cause petitions.

Howard County	30	13	141	0.43	100.0%
Randolph County	45	33	289	0.73	21.6%
Circuit Total	75	46	430	0.61	44.2%

\* Simple probate including abbreviated matters - These case types were not included in the circuit profiles in previous years.

Howard County	30	31	7	1.03	0.0%
Randolph County	163	160	26	0.98	29.4%
Circuit Total	193	191	33	0.99	23.7%

**JUVENILE\*\***

\*\* The D/F ratio and % change for Juvenile cases are not calculated because Juvenile dispositions do not include supplemental cases. The number of cases filed includes the number of MMOD (motion to modify) codes filed in FY 2012. That number (if any) is given in the first column.

	<u>Filed Cases</u>				
Howard County	Includes 0 MMOD	21	11	28	NA
Randolph County	Includes 9 MMOD	117	71	183	NA
Circuit Total		138	82	211	NA

**JURY STATISTICS**

	Trial Begun, No Verdict		Verdict Returned		Total Jury Days	
	Civil	Criminal	Civil	Criminal	Civil	Criminal
Howard County	0	0	0	0	0	0
Randolph County	0	2	2	3	3	5

**FY 2012 PROFILE - 14TH CIRCUIT**  
U.S. Census 2011 Population: 35,550

	Filed	Disposed	Pending End	D/F Ratio	% Change in Filed FY11 - FY12
<b>CRIMINAL</b>					
Felony					
Howard County	73	60	26	0.82	82.5%
Randolph County	367	320	131	0.87	32.0%
Circuit Total	440	380	157	0.86	38.4%
Associate Felony					
Howard County	88	88	24	1.00	46.7%
Randolph County	481	434	149	0.90	48.5%
Circuit Total	569	522	173	0.92	48.2%
Misdemeanors*					
Howard County*	233	228	66	0.98	16.5%
Randolph County*	456	520	336	1.14	-16.0%
Circuit Total	689	748	402	1.09	-7.3%
Traffic*					
Howard County*	108	101	14	0.94	25.6%
Randolph County*	1,302	1,176	777	0.90	64.4%
Circuit Total	1,410	1,277	791	0.91	60.6%
Ordinance**					
Howard County	213	199	18	0.93	227.7%
Randolph County	323	259	90	0.80	85.6%
Circuit Total	536	458	108	0.85	124.3%
Municipal Cert./TDN					
Howard County	0	0	0	NA	0.0%
Randolph County	0	0	0	NA	-100.0%
Circuit Total	0	0	0	NA	-100.0%
Criminal Total	3,644	3,385	1,631	0.93	42.1%
<b>GRAND TOTALS</b>					
Howard County	1,162	1,113	397	0.96	25.9%
Randolph County	4,735	4,465	2,322	0.94	13.9%
TOTAL	5,897	5,578	2,719	0.95	16.1%

\* For additional misdemeanor and/or traffic caseload information see Tables in Fine Collection Center section/tab.

\*\* For information concerning ordinance cases heard in the municipal division, see Tables in Municipal Division section/tab.

**FY 2012 PROFILE - 15TH CIRCUIT**  
U.S. Census 2011 Population: 56,489

	Filed	Disposed	Pending End	D/F Ratio	% Change in Filed FY11 - FY12
<b>CIVIL</b>					
Circuit Civil					
Lafayette County	136	150	88	1.10	-9.9%
Saline County	92	81	95	0.88	-1.1%
Circuit Total	228	231	183	1.01	-6.6%
Domestic Relations					
Lafayette County	674	701	225	1.04	-1.3%
Saline County	381	359	239	0.94	-5.7%
Circuit Total	1,055	1,060	464	1.00	-2.9%
Associate Civil and Small Claims					
Lafayette County	812	871	186	1.07	-14.4%
Saline County	577	597	125	1.03	-21.4%
Circuit Total	1,389	1,468	311	1.06	-17.5%
Civil Total	2,672	2,759	958	1.03	-11.3%

**PROBATE\***

\* Probate includes decedent's estates, incapacitated/disabled estates, minors' estates, mental health petitions, and probable cause petitions.

Lafayette County	70	69	312	0.99	25.0%
Saline County	63	47	429	0.75	6.8%
Circuit Total	133	116	741	0.87	15.7%

\* Simple probate including abbreviated matters - These case types were not included in the circuit profiles in previous years.

Lafayette County	99	92	24	0.93	15.1%
Saline County	92	89	74	0.97	17.9%
Circuit Total	191	181	98	0.95	16.5%

**JUVENILE\*\***

\*\* The D/F ratio and % change for Juvenile cases are not calculated because Juvenile dispositions do not include supplemental cases. The number of cases filed includes the number of MMOD (motion to modify) codes filed in FY 2012. That number (if any) is given in the first column.

	<u>Filed Cases</u>				
Lafayette County	Includes 6 MMOD	69	53	83	NA
Saline County	Includes 3 MMOD	62	34	70	NA
Circuit Total		131	87	153	NA

**JURY STATISTICS**

	Trial Begun, No Verdict		Verdict Returned		Total Jury Days	
	Civil	Criminal	Civil	Criminal	Civil	Criminal
Lafayette County	0	3	2	9	4	16
Saline County	1	1	2	3	5	7

**FY 2012 PROFILE - 15TH CIRCUIT**  
U.S. Census 2011 Population: 56,489

		Filed	Disposed	Pending End	D/F Ratio	% Change in Filed FY11 - FY12
<b>CRIMINAL</b>						
Felony						
	Lafayette County	365	379	139	1.04	-4.7%
	Saline County	245	245	120	1.00	8.9%
	Circuit Total	610	624	259	1.02	0.3%
Associate Felony						
	Lafayette County	436	422	134	0.97	0.5%
	Saline County	307	269	147	0.88	25.8%
	Circuit Total	743	691	281	0.93	9.6%
Misdemeanors						
	Lafayette County	603	633	596	1.05	-11.6%
	Saline County	672	560	459	0.83	37.7%
	Circuit Total	1,275	1,193	1,055	0.94	9.0%
Traffic*						
	Lafayette County*	3,285	3,472	4,618	1.06	7.0%
	Saline County*	1,219	1,172	1,009	0.96	-15.8%
	Circuit Total	4,504	4,644	5,627	1.03	-0.3%
Ordinance**						
	Lafayette County	50	44	12	0.88	177.8%
	Saline County	0	3	2	0.00	-100.0%
	Circuit Total	50	47	14	0.94	72.4%
Municipal Cert./TDN						
	Lafayette County	0	9	0	NA	-100.0%
	Saline County	2	0	2	0.00	100.0%
	Circuit Total	2	9	2	4.50	-80.0%
Criminal Total						
		7,184	7,208	7,238	1.00	2.4%
<b>GRAND TOTALS</b>						
	<b>Lafayette County</b>	<b>6,599</b>	<b>6,895</b>	<b>6,417</b>	<b>1.04</b>	<b>0.0%</b>
	<b>Saline County</b>	<b>3,712</b>	<b>3,456</b>	<b>2,771</b>	<b>0.93</b>	<b>-3.3%</b>
	<b>TOTAL</b>	<b>10,311</b>	<b>10,351</b>	<b>9,188</b>	<b>1.00</b>	<b>-1.2%</b>

\* For additional misdemeanor and/or traffic caseload information see Tables in Fine Collection Center section/tab.

\*\* For information concerning ordinance cases heard in the municipal division, see Tables in Municipal Division section/tab.



**FY 2012 PROFILE - 16TH CIRCUIT**  
U.S. Census 2011 Population: 676,360

		Filed	Disposed	Pending End	D/F Ratio	% Change in Filed FY11 - FY12
<b>CIVIL</b>						
Circuit Civil						
	Jackson County	3,440	3,448	3,144	1.00	-8.5%
	Circuit Total	3,440	3,448	3,144	1.00	-8.5%
Domestic Relations						
	Jackson County	14,315	13,884	5,573	0.97	0.8%
	Circuit Total	14,315	13,884	5,573	0.97	0.8%
Associate Civil and Small Claims						
	Jackson County	31,455	32,408	9,247	1.03	-6.9%
	Circuit Total	31,455	32,408	9,247	1.03	-6.9%
	Civil Total	49,210	49,740	17,964	1.01	-4.9%

**PROBATE\***

\* Probate includes decedent's estates, incapacitated/disabled estates, minors' estates, mental health petitions, and probable cause petitions.

Jackson County	1,553	1,470	6,983	0.95	5.8%
Circuit Total	1,553	1,470	6,983	0.95	5.8%

\* Simple probate including abbreviated matters - These case types were not included in the circuit profiles in previous years.

Jackson County	2,579	2,540	619	0.98	12.5%
Circuit Total	2,579	2,540	619	0.98	12.5%

**JUVENILE\*\***

\*\* The D/F ratio and % change for Juvenile cases are not calculated because Juvenile dispositions do not include supplemental cases. The number of cases filed includes the number of MMOD (motion to modify) codes filed in FY 2012. That number (if any) is given in the first column.

	<small>Filed Cases Includes 775 MMOD</small>					
Jackson County		2,784	1,920	2,917	NA	NA
Circuit Total		2,784	1,920	2,917	NA	NA

**JURY STATISTICS**

	Trial Begun, No Verdict		Verdict Returned		Total Jury Days	
	Civil	Criminal	Civil	Criminal	Civil	Criminal
Jackson County	8	5	71	34	373	135

**FY 2012 PROFILE - 16TH CIRCUIT**  
U.S. Census 2011 Population: 676,360

		Filed	Disposed	Pending End	D/F Ratio	% Change in Filed FY11 - FY12
<b>CRIMINAL</b>						
Felony						
	Jackson County	3,695	3,557	1,821	0.96	2.3%
	Circuit Total	3,695	3,557	1,821	0.96	2.3%
Associate Felony						
	Jackson County	4,363	4,434	3,770	1.02	-8.7%
	Circuit Total	4,363	4,434	3,770	1.02	-8.7%
Misdemeanors*						
	Jackson County*	3,811	3,873	5,775	1.02	9.4%
	Circuit Total	3,811	3,873	5,775	1.02	9.4%
Traffic*						
	Jackson County*	4,021	3,612	4,522	0.90	53.3%
	Circuit Total	4,021	3,612	4,522	0.90	53.3%
Ordinance**						
	Jackson County	0	18	30	NA	0.0%
	Circuit Total	0	18	30	NA	0.0%
Municipal Cert./TDN						
	Jackson County	260	220	192	0.85	-15.0%
	Circuit Total	260	220	192	0.85	-15.0%
Criminal Total		16,150	15,714	16,110	0.97	9.1%
<b>GRAND TOTALS</b>						
	<b>Jackson County</b>	<b>72,276</b>	<b>71,384</b>	<b>44,593</b>	<b>0.99</b>	<b>-1.0%</b>
	<b>TOTAL</b>	<b>72,276</b>	<b>71,384</b>	<b>44,593</b>	<b>0.99</b>	<b>-1.0%</b>

\* For additional misdemeanor and/or traffic caseload information see Tables in Fine Collection Center section/tab.

\*\* For information concerning ordinance cases heard in the municipal division, see Tables in Municipal Division section/tab.

**FY 2012 PROFILE - 17TH CIRCUIT**  
U.S. Census 2011 Population: 153,491

	Filed	Disposed	Pending End	D/F Ratio	% Change in Filed FY11 - FY12
<b>CIVIL</b>					
Circuit Civil					
Cass County	381	359	487	0.94	5.2%
Johnson County	346	295	297	0.85	6.1%
Circuit Total	727	654	784	0.90	5.7%
Domestic Relations					
Cass County	1,664	1,501	903	0.90	0.2%
Johnson County	675	696	402	1.03	3.7%
Circuit Total	2,339	2,197	1,305	0.94	1.2%
Associate Civil and Small Claims					
Cass County	2,750	2,756	858	1.00	-16.5%
Johnson County	888	949	269	1.07	-17.7%
Circuit Total	3,638	3,705	1,127	1.02	-16.8%
Civil Total	6,704	6,556	3,216	0.98	-9.1%

**PROBATE\***

\* Probate includes decedent's estates, incapacitated/disabled estates, minors' estates, mental health petitions, and probable cause petitions.

Cass County	134	157	755	1.17	-5.0%
Johnson County	73	74	347	1.01	-13.1%
Circuit Total	207	231	1,102	1.12	-8.0%

\* Simple probate including abbreviated matters - These case types were not included in the circuit profiles in previous years.

Cass County	168	168	35	1.00	-4.0%
Johnson County	97	91	36	0.94	32.9%
Circuit Total	265	259	71	0.98	6.9%

**JUVENILE\*\***

\*\* The D/F ratio and % change for Juvenile cases are not calculated because Juvenile dispositions do not include supplemental cases. The number of cases filed includes the number of MMOD (motion to modify) codes filed in FY 2012. That number (if any) is given in the first column.

	<u>Filed Cases</u>				
Cass County	Includes 42 MMOD	293	166	448	NA
Johnson County	Includes 19 MMOD	107	83	149	NA
Circuit Total		400	249	597	NA

**JURY STATISTICS**

	Trial Begun, No Verdict		Verdict Returned		Total Jury Days	
	Civil	Criminal	Civil	Criminal	Civil	Criminal
Cass County	1	0	3	1	16	1
Johnson County	0	4	0	0	3	6

**FY 2012 PROFILE - 17TH CIRCUIT**  
U.S. Census 2011 Population: 153,491

		Filed	Disposed	Pending End	D/F Ratio	% Change in Filed FY11 - FY12
<b>CRIMINAL</b>						
Felony						
	Cass County	538	559	315	1.04	-2.9%
	Johnson County	299	255	248	0.85	1.0%
	Circuit Total	837	814	563	0.97	-1.5%
Associate Felony						
	Cass County	513	491	230	0.96	1.4%
	Johnson County	339	387	309	1.14	-6.4%
	Circuit Total	852	878	539	1.03	-1.8%
Misdemeanors*						
	Cass County*	746	907	1,298	1.22	-25.3%
	Johnson County*	686	625	1,183	0.91	26.8%
	Circuit Total	1,432	1,532	2,481	1.07	-7.0%
Traffic*						
	Cass County*	1,618	1,511	1,247	0.93	0.6%
	Johnson County*	2,402	2,153	1,586	0.90	62.1%
	Circuit Total	4,020	3,664	2,833	0.91	30.1%
Ordinance**						
	Cass County	4,491	4,210	1,803	0.94	-6.0%
	Johnson County	405	370	371	0.91	-4.7%
	Circuit Total	4,896	4,580	2,174	0.94	-5.9%
Municipal Cert./TDN						
	Cass County	16	15	17	0.94	-42.9%
	Johnson County	1	0	3	0.00	-50.0%
	Circuit Total	17	15	20	0.88	-43.3%
Criminal Total						
		12,054	11,483	8,610	0.95	4.1%
<b>GRAND TOTALS</b>						
	<b>Cass County</b>	<b>13,312</b>	<b>12,800</b>	<b>8,396</b>	<b>0.96</b>	<b>-7.4%</b>
	<b>Johnson County</b>	<b>6,318</b>	<b>5,978</b>	<b>5,200</b>	<b>0.95</b>	<b>15.9%</b>
	<b>TOTAL</b>	<b>19,630</b>	<b>18,778</b>	<b>13,596</b>	<b>0.96</b>	<b>-1.0%</b>

\* For additional misdemeanor and/or traffic caseload information see Tables in Fine Collection Center section/tab.

\*\* For information concerning ordinance cases heard in the municipal division, see Tables in Municipal Division section/tab.

**FY 2012 PROFILE - 18TH CIRCUIT**  
U.S. Census 2011 Population: 59,841

	Filed	Disposed	Pending End	D/F Ratio	% Change in Filed FY11 - FY12
<b>CIVIL</b>					
Circuit Civil					
Cooper County	54	52	60	0.96	10.2%
Pettis County	387	336	293	0.87	26.9%
Circuit Total	441	388	353	0.88	24.6%
Domestic Relations					
Cooper County	225	224	76	1.00	3.7%
Pettis County	920	893	254	0.97	-0.9%
Circuit Total	1,145	1,117	330	0.98	0.0%
Associate Civil and Small Claims					
Cooper County	577	625	157	1.08	-12.2%
Pettis County	1,429	1,521	278	1.06	-17.3%
Circuit Total	2,006	2,146	435	1.07	-15.9%
Civil Total	3,592	3,651	1,118	1.02	-7.5%

**PROBATE\***

\* Probate includes decedent's estates, incapacitated/disabled estates, minors' estates, mental health petitions, and probable cause petitions.

Cooper County	39	42	330	1.08	-9.3%
Pettis County	122	98	518	0.80	43.5%
Circuit Total	161	140	848	0.87	25.8%

\* Simple probate including abbreviated matters - These case types were not included in the circuit profiles in previous years.

Cooper County	56	55	11	0.98	0.0%
Pettis County	169	171	8	1.01	-17.2%
Circuit Total	225	226	19	1.00	-13.5%

**JUVENILE\*\***

\*\* The D/F ratio and % change for Juvenile cases are not calculated because Juvenile dispositions do not include supplemental cases. The number of cases filed includes the number of MMOD (motion to modify) codes filed in FY 2012. That number (if any) is given in the first column.

	<u>Filed Cases</u>				
Cooper County	Includes 2 MMOD	40	23	61	NA
Pettis County	Includes 3 MMOD	101	110	83	NA
Circuit Total		141	133	144	NA

**JURY STATISTICS**

	Trial Begun, No Verdict		Verdict Returned		Total Jury Days	
	Civil	Criminal	Civil	Criminal	Civil	Criminal
Cooper County	0	0	2	1	3	1
Pettis County	0	0	8	4	21	5

**FY 2012 PROFILE - 18TH CIRCUIT**  
U.S. Census 2011 Population: 59,841

		Filed	Disposed	Pending End	D/F Ratio	% Change in Filed FY11 - FY12
<b>CRIMINAL</b>						
Felony						
	Cooper County	231	256	98	1.11	1.8%
	Pettis County	421	451	135	1.07	1.9%
	Circuit Total	652	707	233	1.08	1.9%
Associate Felony						
	Cooper County	332	288	175	0.87	25.3%
	Pettis County	558	578	238	1.04	-4.0%
	Circuit Total	890	866	413	0.97	5.2%
Misdemeanors*						
	Cooper County	886	760	456	0.86	44.3%
	Pettis County*	762	1,022	647	1.34	-12.8%
	Circuit Total	1,648	1,782	1,103	1.08	10.8%
Traffic*						
	Cooper County*	1,340	1,250	986	0.93	27.7%
	Pettis County*	1,241	1,529	1,249	1.23	-1.3%
	Circuit Total	2,581	2,779	2,235	1.08	11.9%
Ordinance**						
	Cooper County	1,062	1,101	250	1.04	1.5%
	Pettis County	0	1	9	NA	-100.0%
	Circuit Total	1,062	1,102	259	1.04	0.3%
Municipal Cert./TDN						
	Cooper County	1	1	0	1.00	100.0%
	Pettis County	1	0	1	0.00	100.0%
	Circuit Total	2	1	1	0.50	100.0%
Criminal Total		6,835	7,237	4,244	1.06	7.8%
<b>GRAND TOTALS</b>						
	<b>Cooper County</b>	<b>4,843</b>	<b>4,677</b>	<b>2,660</b>	<b>0.97</b>	<b>13.7%</b>
	<b>Pettis County</b>	<b>6,111</b>	<b>6,710</b>	<b>3,713</b>	<b>1.10</b>	<b>-5.7%</b>
	<b>TOTAL</b>	<b>10,954</b>	<b>11,387</b>	<b>6,373</b>	<b>1.04</b>	<b>2.0%</b>

\* For additional misdemeanor and/or traffic caseload information see Tables in Fine Collection Center section/tab.

\*\* For information concerning ordinance cases heard in the municipal division, see Tables in Municipal Division section/tab.

**FY 2012 PROFILE - 19TH CIRCUIT**  
U.S. Census 2011 Population: 76,448

		Filed	Disposed	Pending End	D/F Ratio	% Change in Filed FY11 - FY12
<b>CIVIL</b>						
Circuit Civil						
	Cole County	782	772	570	0.99	-3.8%
	Circuit Total	782	772	570	0.99	-3.8%
Domestic Relations						
	Cole County	1,724	1,690	398	0.98	0.0%
	Circuit Total	1,724	1,690	398	0.98	0.0%
Associate Civil and Small Claims						
	Cole County	2,252	2,270	477	1.01	-10.1%
	Circuit Total	2,252	2,270	477	1.01	-10.1%
	Civil Total	4,758	4,732	1,445	0.99	-5.6%

**PROBATE\***

\* Probate includes decedent's estates, incapacitated/disabled estates, minors' estates, mental health petitions, and probable cause petitions.

Cole County	139	73	929	0.53	8.6%
Circuit Total	139	73	929	0.53	8.6%

\* Simple probate including abbreviated matters - These case types were not included in the circuit profiles in previous years.

Cole County	379	375	54	0.99	2.7%
Circuit Total	379	375	54	0.99	2.7%

**JUVENILE\*\***

\*\* The D/F ratio and % change for Juvenile cases are not calculated because Juvenile dispositions do not include supplemental cases. The number of cases filed includes the number of MMOD (motion to modify) codes filed in FY 2012. That number (if any) is given in the first column.

	Filed Cases Includes 27 MMOD					
Cole County		241	176	215	NA	NA
Circuit Total		241	176	215	NA	NA

**JURY STATISTICS**

	Trial Begun, No Verdict		Verdict Returned		Total Jury Days	
	Civil	Criminal	Civil	Criminal	Civil	Criminal
Cole County	2	2	3	11	12	16

**FY 2012 PROFILE - 19TH CIRCUIT**  
U.S. Census 2011 Population: 76,448

		Filed	Disposed	Pending End	D/F Ratio	% Change in Filed FY11 - FY12
<b>CRIMINAL</b>						
Felony						
	Cole County	602	559	379	0.93	4.5%
	Circuit Total	602	559	379	0.93	4.5%
Associate Felony						
	Cole County	650	651	197	1.00	-4.0%
	Circuit Total	650	651	197	1.00	-4.0%
Misdemeanors*						
	Cole County*	2,634	2,789	2,684	1.06	-16.1%
	Circuit Total	2,634	2,789	2,684	1.06	-16.1%
Traffic*						
	Cole County*	1,369	1,315	557	0.96	26.9%
	Circuit Total	1,369	1,315	557	0.96	26.9%
Ordinance**						
	Cole County	21	23	2	1.10	-30.0%
	Circuit Total	21	23	2	1.10	-30.0%
Municipal Cert./TDN						
	Cole County	1	0	2	0.00	-66.7%
	Circuit Total	1	0	2	0.00	-66.7%
Criminal Total		5,277	5,337	3,821	1.01	-4.1%
<b>GRAND TOTALS</b>						
	<b>Cole County</b>	<b>10,794</b>	<b>10,693</b>	<b>6,464</b>	<b>0.99</b>	<b>-4.1%</b>
	<b>TOTAL</b>	<b>10,794</b>	<b>10,693</b>	<b>6,464</b>	<b>0.99</b>	<b>-4.1%</b>

\* For additional misdemeanor and/or traffic caseload information see Tables in Fine Collection Center section/tab.

\*\* For information concerning ordinance cases heard in the municipal division, see Tables in Municipal Division section/tab.



**FY 2012 PROFILE - 20TH CIRCUIT**  
U.S. Census 2011 Population: 131,021

	Filed	Disposed	Pending End	D/F Ratio	% Change in Filed FY11 - FY12
<b>CIVIL</b>					
Circuit Civil					
Franklin County	344	305	460	0.89	-3.9%
Gasconade County	34	44	33	1.29	-29.2%
Osage County	25	21	18	0.84	31.6%
Circuit Total	403	370	511	0.92	-5.2%
Domestic Relations					
Franklin County	1,614	1,548	865	0.96	-5.3%
Gasconade County	247	232	111	0.94	6.0%
Osage County	203	199	53	0.98	-8.6%
Circuit Total	2,064	1,979	1,029	0.96	-4.4%
Associate Civil and Small Claims					
Franklin County	3,186	3,180	1,228	1.00	-9.0%
Gasconade County	374	374	94	1.00	4.2%
Osage County	191	186	36	0.97	-1.0%
Circuit Total	3,751	3,740	1,358	1.00	-7.5%
Civil Total	6,218	6,089	2,898	0.98	-6.3%

**PROBATE\***

\* Probate includes decedent's estates, incapacitated/disabled estates, minors' estates, mental health petitions, and probable cause petitions.

Franklin County	204	137	893	0.67	6.3%
Gasconade County	27	29	139	1.07	0.0%
Osage County	33	29	120	0.88	32.0%
Circuit Total	264	195	1,152	0.74	8.2%

\* Simple probate including abbreviated matters - These case types were not included in the circuit profiles in previous years.

Franklin County	307	271	166	0.88	-12.3%
Gasconade County	58	63	4	1.09	-4.9%
Osage County	27	26	5	0.96	-12.9%
Circuit Total	392	360	175	0.92	-11.3%

**JUVENILE\*\***

\*\* The D/F ratio and % change for Juvenile cases are not calculated because Juvenile dispositions do not include supplemental cases. The number of cases filed includes the number of MMOD (motion to modify) codes filed in FY 2012. That number (if any) is given in the first column.

	Filed Cases Includes 288 MMOD					
Franklin County	306	180	483	NA	NA	
Gasconade County	33	20	35	NA	NA	
Osage County	3	10	8	NA	NA	
Circuit Total	342	210	526	NA	NA	

**JURY STATISTICS**

	Trial Begun, No Verdict		Verdict Returned		Total Jury Days	
	Civil	Criminal	Civil	Criminal	Civil	Criminal
Franklin County	2	3	7	4	18	12
Gasconade County	0	1	2	1	2	4
Osage County	0	0	0	0	0	0

**FY 2012 PROFILE - 20TH CIRCUIT**  
U.S. Census 2011 Population: 131,021

	Filed	Disposed	Pending End	D/F Ratio	% Change in Filed FY11 - FY12
<b>CRIMINAL</b>					
Felony					
Franklin County	746	592	644	0.79	23.5%
Gasconade County	103	91	68	0.88	12.0%
Osage County	43	43	15	1.00	13.2%
Circuit Total	892	726	727	0.81	21.5%
Associate Felony					
Franklin County	555	511	310	0.92	17.1%
Gasconade County	123	126	70	1.02	-15.8%
Osage County	52	54	18	1.04	-8.8%
Circuit Total	730	691	398	0.95	7.8%
Misdemeanors*					
Franklin County*	4,147	3,712	3,435	0.90	10.4%
Gasconade County*	422	409	268	0.97	2.7%
Osage County*	449	425	151	0.95	51.2%
Circuit Total	5,018	4,546	3,854	0.91	12.4%
Traffic*					
Franklin County*	6,648	5,716	5,423	0.86	2.6%
Gasconade County*	239	258	93	1.08	-2.8%
Osage County*	366	330	132	0.90	54.4%
Circuit Total	7,253	6,304	5,648	0.87	4.1%
Ordinance**					
Franklin County	0	0	0	NA	0.0%
Gasconade County	0	0	5	NA	0.0%
Osage County	204	212	40	1.04	22.9%
Circuit Total	204	212	45	1.04	22.9%
Municipal Cert./TDN					
Franklin County	18	18	18	1.00	-5.3%
Gasconade County	9	5	4	0.56	800.0%
Osage County	0	0	0	NA	-100.0%
Circuit Total	27	23	22	0.85	28.6%
Criminal Total	14,124	12,502	10,694	0.89	8.4%
<b>GRAND TOTALS</b>					
Franklin County	18,075	16,170	13,925	0.89	2.3%
Gasconade County	1,669	1,651	924	0.99	1.5%
Osage County	1,596	1,535	596	0.96	23.1%
TOTAL	21,340	19,356	15,445	0.91	3.6%

\* For additional misdemeanor and/or traffic caseload information see Tables in Fine Collection Center section/tab.

\*\* For information concerning ordinance cases heard in the municipal division, see Tables in Municipal Division section/tab.

**FY 2012 PROFILE - 21ST CIRCUIT**  
U.S. Census 2011 Population: 998,692

		Filed	Disposed	Pending End	D/F Ratio	% Change in Filed FY11 - FY12
<b>CIVIL</b>						
Circuit Civil						
	St. Louis County	5,436	5,370	4,538	0.99	-5.2%
	Circuit Total	5,436	5,370	4,538	0.99	-5.2%
Domestic Relations						
	St. Louis County	13,232	12,837	4,604	0.97	5.6%
	Circuit Total	13,232	12,837	4,604	0.97	5.6%
Associate Civil and Small Claims						
	St. Louis County	50,529	49,830	12,607	0.99	5.0%
	Circuit Total	50,529	49,830	12,607	0.99	5.0%
	Civil Total	69,197	68,037	21,749	0.98	4.3%

**PROBATE\***

\* Probate includes decedent's estates, incapacitated/disabled estates, minors' estates, mental health petitions, and probable cause petitions.

St. Louis County	1,540	1,438	6,196	0.93	-2.5%
Circuit Total	1,540	1,438	6,196	0.93	-2.5%

\* Simple probate including abbreviated matters - These case types were not included in the circuit profiles in previous years.

St. Louis County	4,009	4,020	456	1.00	-3.7%
Circuit Total	4,009	4,020	456	1.00	-3.7%

**JUVENILE\*\***

\*\* The D/F ratio and % change for Juvenile cases are not calculated because Juvenile dispositions do not include supplemental cases. The number of cases filed includes the number of MMOD (motion to modify) codes filed in FY 2012. That number (if any) is given in the first column.

St. Louis County	Filed Cases Includes 322 MMOD	1,750	1,451	1,563	NA	NA
Circuit Total		1,750	1,451	1,563	NA	NA

**JURY STATISTICS**

	Trial Begun, No Verdict		Verdict Returned		Total Jury Days	
	Civil	Criminal	Civil	Criminal	Civil	Criminal
St. Louis County	24	14	90	53	327	230

**FY 2012 PROFILE - 21ST CIRCUIT**  
U.S. Census 2011 Population: 998,692

		Filed	Disposed	Pending End	D/F Ratio	% Change in Filed FY11 - FY12
<b>CRIMINAL</b>						
Felony						
	St. Louis County	4,700	4,349	3,231	0.93	3.5%
	Circuit Total	4,700	4,349	3,231	0.93	3.5%
Associate Felony						
	St. Louis County	6,303	4,988	3,268	0.79	37.2%
	Circuit Total	6,303	4,988	3,268	0.79	37.2%
Misdemeanors*						
	St. Louis County*	10,140	7,993	12,433	0.79	18.2%
	Circuit Total	10,140	7,993	12,433	0.79	18.2%
Traffic*						
	St. Louis County*	14,375	11,921	11,551	0.83	10.5%
	Circuit Total	14,375	11,921	11,551	0.83	10.5%
Ordinance**						
	St. Louis County	0	0	0	NA	-100.0%
	Circuit Total	0	0	0	NA	-100.0%
Municipal Cert./TDN						
	St. Louis County	1,521	1,325	868	0.87	15.9%
	Circuit Total	1,521	1,325	868	0.87	15.9%
Criminal Total		37,039	30,576	31,351	0.83	15.6%
<b>GRAND TOTALS</b>						
	<b>St. Louis County</b>	<b>113,535</b>	<b>105,522</b>	<b>61,315</b>	<b>0.93</b>	<b>7.2%</b>
	<b>TOTAL</b>	<b>113,535</b>	<b>105,522</b>	<b>61,315</b>	<b>0.93</b>	<b>7.2%</b>

\* For additional misdemeanor and/or traffic caseload information see Tables in Fine Collection Center section/tab.

\*\* For information concerning ordinance cases heard in the municipal division, see Tables in Municipal Division section/tab.

**FY 2012 PROFILE - 22ND CIRCUIT**  
U.S. Census 2011 Population: 318,069

	Filed	Disposed	Pending End	D/F Ratio	% Change in Filed FY11 - FY12
<b>CIVIL</b>					
Circuit Civil					
City of St. Louis	5,478	5,331	3,674	0.97	5.8%
Circuit Total	5,478	5,331	3,674	0.97	5.8%
Domestic Relations					
City of St. Louis	8,346	7,580	4,230	0.91	2.4%
Circuit Total	8,346	7,580	4,230	0.91	2.4%
Associate Civil and Small Claims					
City of St. Louis	21,621	20,264	5,885	0.94	12.7%
Circuit Total	21,621	20,264	5,885	0.94	12.7%
Civil Total	35,445	33,175	13,789	0.94	9.0%

**PROBATE\***

\* Probate includes decedent's estates, incapacitated/disabled estates, minors' estates, mental health petitions, and probable cause petitions.

City of St. Louis	678	636	2,764	0.94	-7.1%
Circuit Total	678	636	2,764	0.94	-7.1%

\* Simple probate including abbreviated matters - These case types were not included in the circuit profiles in previous years.

City of St. Louis	1,382	1,411	358	1.02	-13.6%
Circuit Total	1,382	1,411	358	1.02	-13.6%

**JUVENILE\*\***

\*\* The D/F ratio and % change for Juvenile cases are not calculated because Juvenile dispositions do not include supplemental cases. The number of cases filed includes the number of MMOD (motion to modify) codes filed in FY 2012. That number (if any) is given in the first column.

City of St. Louis	Filed Cases Includes 108 MMOD	840	820	888	NA	NA
Circuit Total		840	820	888	NA	NA

**JURY STATISTICS**

	Trial Begun, No Verdict		Verdict Returned		Total Jury Days	
	Civil	Criminal	Civil	Criminal	Civil	Criminal
City of St. Louis	13	66	78	207	383	750

**FY 2012 PROFILE - 22ND CIRCUIT**  
U.S. Census 2011 Population: 318,069

		Filed	Disposed	Pending End	D/F Ratio	% Change in Filed FY11 - FY12
<b>CRIMINAL</b>						
Felony						
	City of St. Louis	4,077	3,565	3,688	0.87	19.4%
	Circuit Total	4,077	3,565	3,688	0.87	19.4%
Associate Felony						
	City of St. Louis	4,547	4,357	918	0.96	12.5%
	Circuit Total	4,547	4,357	918	0.96	12.5%
Misdemeanors						
	City of St. Louis	2,578	2,817	5,040	1.09	11.0%
	Circuit Total	2,578	2,817	5,040	1.09	11.0%
Traffic						
	City of St. Louis	2	436	1,016	218.00	-98.9%
	Circuit Total	2	436	1,016	218.00	-98.9%
Ordinance**						
	City of St. Louis	0	0	0	NA	0.0%
	Circuit Total	0	0	0	NA	0.0%
Municipal Cert./TDN						
	City of St. Louis	66	44	40	0.67	94.1%
	Circuit Total	66	44	40	0.67	94.1%
Criminal Total		11,270	11,219	10,702	1.00	12.7%
<b>GRAND TOTALS</b>						
	<b>City of St. Louis</b>	<b>49,615</b>	<b>47,261</b>	<b>28,501</b>	<b>0.95</b>	<b>8.5%</b>
	<b>TOTAL</b>	<b>49,615</b>	<b>47,261</b>	<b>28,501</b>	<b>0.95</b>	<b>8.5%</b>

\* For additional misdemeanor and/or traffic caseload information see Tables in Fine Collection Center section/tab.

\*\* For information concerning ordinance cases heard in the municipal division, see Tables in Municipal Division section/tab.

**FY 2012 PROFILE - 23RD CIRCUIT**  
U.S. Census 2011 Population: 219,480

		Filed	Disposed	Pending End	D/F Ratio	% Change in Filed FY11 - FY12
<b>CIVIL</b>						
Circuit Civil						
	Jefferson County	1,280	1,240	1,163	0.97	-2.7%
	Circuit Total	1,280	1,240	1,163	0.97	-2.7%
Domestic Relations						
	Jefferson County	4,456	4,121	2,253	0.92	4.2%
	Circuit Total	4,456	4,121	2,253	0.92	4.2%
Associate Civil and Small Claims						
	Jefferson County	7,076	7,372	1,689	1.04	-11.4%
	Circuit Total	7,076	7,372	1,689	1.04	-11.4%
	Civil Total	12,812	12,733	5,105	0.99	-5.7%

**PROBATE\***

\* Probate includes decedent's estates, incapacitated/disabled estates, minors' estates, mental health petitions, and probable cause petitions.

Jefferson County	394	186	2,200	0.47	9.4%
Circuit Total	394	186	2,200	0.47	9.4%

\* Simple probate including abbreviated matters - These case types were not included in the circuit profiles in previous years.

Jefferson County	420	415	147	0.99	-17.6%
Circuit Total	420	415	147	0.99	-17.6%

**JUVENILE\*\***

\*\* The D/F ratio and % change for Juvenile cases are not calculated because Juvenile dispositions do not include supplemental cases. The number of cases filed includes the number of MMOD (motion to modify) codes filed in FY 2012. That number (if any) is given in the first column.

	Filed Cases Includes 139 MMOD					
Jefferson County		837	616	824	NA	NA
Circuit Total		837	616	824	NA	NA

**JURY STATISTICS**

	Trial Begun, No Verdict		Verdict Returned		Total Jury Days	
	Civil	Criminal	Civil	Criminal	Civil	Criminal
Jefferson County	4	5	19	13	49	37

**FY 2012 PROFILE - 23RD CIRCUIT**  
U.S. Census 2011 Population: 219,480

		Filed	Disposed	Pending End	D/F Ratio	% Change in Filed FY11 - FY12
<b>CRIMINAL</b>						
Felony						
	Jefferson County	1,178	1,125	735	0.96	18.9%
	Circuit Total	1,178	1,125	735	0.96	18.9%
Associate Felony						
	Jefferson County	1,581	1,489	1,419	0.94	9.9%
	Circuit Total	1,581	1,489	1,419	0.94	9.9%
Misdemeanors*						
	Jefferson County*	3,363	3,687	5,343	1.10	-0.3%
	Circuit Total	3,363	3,687	5,343	1.10	-0.3%
Traffic*						
	Jefferson County*	3,774	4,260	16,216	1.13	-21.5%
	Circuit Total	3,774	4,260	16,216	1.13	-21.5%
Ordinance**						
	Jefferson County	24	17	209	0.71	14.3%
	Circuit Total	24	17	209	0.71	14.3%
Municipal Cert./TDN						
	Jefferson County	0	0	0	NA	0.0%
	Circuit Total	0	0	0	NA	0.0%
Criminal Total		9,920	10,578	23,922	1.07	-6.7%
<b>GRAND TOTALS</b>						
	<b>Jefferson County</b>	<b>24,383</b>	<b>24,528</b>	<b>32,198</b>	<b>1.01</b>	<b>-5.9%</b>
	<b>TOTAL</b>	<b>24,383</b>	<b>24,528</b>	<b>32,198</b>	<b>1.01</b>	<b>-5.9%</b>

\* For additional misdemeanor and/or traffic caseload information see Tables in Fine Collection Center section/tab.

\*\* For information concerning ordinance cases heard in the municipal division, see Tables in Municipal Division section/tab.



**FY 2012 PROFILE - 24TH CIRCUIT**  
U.S. Census 2011 Population: 120,972

		Filed	Disposed	Pending End	D/F Ratio	% Change in Filed FY11 - FY12
<b>CIVIL</b>						
Circuit Civil						
	Madison County	38	47	57	1.24	-35.6%
	St. Francois County	229	272	337	1.19	-15.2%
	Ste. Genevieve County	88	82	90	0.93	27.5%
	Washington County	120	111	222	0.93	9.1%
	Circuit Total	475	512	706	1.08	-6.5%
Domestic Relations						
	Madison County	197	188	126	0.95	-10.9%
	St. Francois County	1,289	1,365	514	1.06	-8.6%
	Ste. Genevieve County	238	244	106	1.03	-0.8%
	Washington County	477	520	254	1.09	4.4%
	Circuit Total	2,201	2,317	1,000	1.05	-5.5%
Associate Civil and Small Claims						
	Madison County	326	319	91	0.98	-13.3%
	St. Francois County	2,103	2,239	685	1.06	-9.2%
	Ste. Genevieve County	588	690	238	1.17	-21.4%
	Washington County	707	691	439	0.98	-4.6%
	Circuit Total	3,724	3,939	1,453	1.06	-10.9%
Civil Total		6,400	6,768	3,159	1.06	-8.8%

**PROBATE\***

\* Probate includes decedent's estates, incapacitated/disabled estates, minors' estates, mental health petitions, and probable cause petitions.

Madison County	16	20	109	1.25	-27.3%
St. Francois County	144	148	739	1.03	-21.7%
Ste. Genevieve County	34	47	185	1.38	-10.5%
Washington County	37	28	296	0.76	-22.9%
Circuit Total	231	243	1,329	1.05	-20.9%

\* Simple probate including abbreviated matters - These case types were not included in the circuit profiles in previous years.

Madison County	34	34	13	1.00	-17.1%
St. Francois County	338	320	169	0.95	-1.7%
Ste. Genevieve County	53	53	7	1.00	-3.6%
Washington County	66	58	69	0.88	-23.3%
Circuit Total	491	465	258	0.95	-6.7%

**JUVENILE\*\***

\*\* The D/F ratio and % change for Juvenile cases are not calculated because Juvenile dispositions do not include supplemental cases. The number of cases filed includes the number of MMOD (motion to modify) codes filed in FY 2012. That number (if any) is given in the first column.

	<u>Filed Cases</u>					
Madison County	Includes 6 MMOD	54	43	84	NA	NA
St. Francois County	Includes 19 MMOD	219	161	273	NA	NA
Ste. Genevieve County	Includes 4 MMOD	44	29	62	NA	NA
Washington County	Includes 2 MMOD	87	94	167	NA	NA
Circuit Total		404	327	586	NA	NA

**JURY STATISTICS**

	Trial Begun, No Verdict		Verdict Returned		Total Jury Days	
	Civil	Criminal	Civil	Criminal	Civil	Criminal
Madison County	0	0	1	0	3	0
St. Francois County	1	1	7	5	13	8
Ste. Genevieve County	0	0	1	3	1	4
Washington County	0	0	1	3	2	6

**FY 2012 PROFILE - 24TH CIRCUIT**  
U.S. Census 2011 Population: 120,972

		Filed	Disposed	Pending End	D/F Ratio	% Change in Filed FY11 - FY12
<b>CRIMINAL</b>						
Felony						
	Madison County	115	134	70	1.17	-7.3%
	St. Francois County	736	665	419	0.90	7.1%
	Ste. Genevieve County	141	180	55	1.28	-36.8%
	Washington County	216	282	126	1.31	-6.9%
	Circuit Total	1,208	1,261	670	1.04	-4.6%
Associate Felony						
	Madison County	179	177	173	0.99	11.9%
	St. Francois County	1,160	1,043	948	0.90	34.3%
	Ste. Genevieve County	247	264	138	1.07	-25.6%
	Washington County	336	346	318	1.03	-8.4%
	Circuit Total	1,922	1,830	1,577	0.95	11.5%
Misdemeanors*						
	Madison County*	386	400	375	1.04	-2.3%
	St. Francois County*	1,289	1,609	1,397	1.25	4.9%
	Ste. Genevieve County	694	713	680	1.03	19.0%
	Washington County*	293	458	517	1.56	-24.1%
	Circuit Total	2,662	3,180	2,969	1.19	2.7%
Traffic*						
	Madison County*	551	530	361	0.96	-4.5%
	St. Francois County*	2,317	3,538	1,190	1.53	-7.2%
	Ste. Genevieve County*	2,177	2,665	2,708	1.22	20.1%
	Washington County*	690	761	460	1.10	-19.9%
	Circuit Total	5,735	7,494	4,719	1.31	-0.2%
Ordinance**						
	Madison County	16	16	5	1.00	166.7%
	St. Francois County	0	3	0	NA	0.0%
	Ste. Genevieve County	0	1	0	NA	-100.0%
	Washington County	0	0	28	NA	0.0%
	Circuit Total	16	20	33	1.25	128.6%
Municipal Cert./TDN						
	Madison County	0	3	0	NA	-100.0%
	St. Francois County	3	4	2	1.33	50.0%
	Ste. Genevieve County	1	1	0	1.00	100.0%
	Washington County	0	0	6	NA	0.0%
	Circuit Total	4	8	8	2.00	-20.0%
Criminal Total		11,547	13,793	9,976	1.19	1.8%
<b>GRAND TOTALS</b>						
	<b>Madison County</b>	<b>1,912</b>	<b>1,911</b>	<b>1,464</b>	<b>1.00</b>	<b>-5.1%</b>
	<b>St. Francois County</b>	<b>9,827</b>	<b>11,367</b>	<b>6,673</b>	<b>1.16</b>	<b>-1.5%</b>
	<b>Ste. Genevieve County</b>	<b>4,305</b>	<b>4,969</b>	<b>4,269</b>	<b>1.15</b>	<b>4.1%</b>
	<b>Washington County</b>	<b>3,029</b>	<b>3,349</b>	<b>2,902</b>	<b>1.11</b>	<b>-11.0%</b>
	<b>TOTAL</b>	<b>19,073</b>	<b>21,596</b>	<b>15,308</b>	<b>1.13</b>	<b>-2.4%</b>

\* For additional misdemeanor and/or traffic caseload information see Tables in Fine Collection Center section/tab.

\*\* For information concerning ordinance cases heard in the municipal division, see Tables in Municipal Division section/tab.

**FY 2012 PROFILE - 25TH CIRCUIT**  
U.S. Census 2011 Population: 133,302

	Filed	Disposed	Pending End	D/F Ratio	% Change in Filed FY11 - FY12
<b>CIVIL</b>					
Circuit Civil					
Maries County	19	30	11	1.58	-29.6%
Phelps County	409	340	367	0.83	34.5%
Pulaski County	128	170	218	1.33	-5.2%
Texas County	105	116	128	1.10	-5.4%
Circuit Total	661	656	724	0.99	14.6%
Domestic Relations					
Maries County	130	121	43	0.93	-0.8%
Phelps County	885	934	298	1.06	-5.1%
Pulaski County	1,489	1,560	527	1.05	-3.6%
Texas County	511	468	226	0.92	15.1%
Circuit Total	3,015	3,083	1,094	1.02	-1.2%
Associate Civil and Small Claims					
Maries County	171	181	37	1.06	26.7%
Phelps County	864	998	163	1.16	-29.6%
Pulaski County	985	1,007	147	1.02	2.2%
Texas County	436	602	125	1.38	-22.6%
Circuit Total	2,456	2,788	472	1.14	-15.0%
Civil Total	6,132	6,527	2,290	1.06	-6.0%

**PROBATE\***

\* Probate includes decedent's estates, incapacitated/disabled estates, minors' estates, mental health petitions, and probable cause petitions.

Maries County	16	15	97	0.94	-27.3%
Phelps County	98	85	503	0.87	3.2%
Pulaski County	101	83	646	0.82	-9.8%
Texas County	72	34	395	0.47	16.1%
Circuit Total	287	217	1,641	0.76	-1.4%

\* Simple probate including abbreviated matters - These case types were not included in the circuit profiles in previous years.

Maries County	27	27	25	1.00	92.9%
Phelps County	290	300	10	1.03	-17.6%
Pulaski County	109	100	70	0.92	6.9%
Texas County	47	44	9	0.94	-21.7%
Circuit Total	473	471	114	1.00	-10.4%

**JUVENILE\*\***

\*\* The D/F ratio and % change for Juvenile cases are not calculated because Juvenile dispositions do not include supplemental cases. The number of cases filed includes the number of MMOD (motion to modify) codes filed in FY 2012. That number (if any) is given in the first column.

	<u>Filed Cases</u>					
Maries County	Includes 0 MMOD	15	13	17	NA	NA
Phelps County	Includes 3 MMOD	97	117	110	NA	NA
Pulaski County	Includes 0 MMOD	132	143	114	NA	NA
Texas County	Includes 0 MMOD	51	74	64	NA	NA
Circuit Total		295	347	305	NA	NA

**JURY STATISTICS**

	Trial Begun, No Verdict		Verdict Returned		Total Jury Days	
	Civil	Criminal	Civil	Criminal	Civil	Criminal
Maries County	1	0	1	0	3	0
Phelps County	0	1	3	7	7	18
Pulaski County	0	1	2	3	3	6
Texas County	0	0	1	2	3	6

**FY 2012 PROFILE - 25TH CIRCUIT**  
U.S. Census 2011 Population: 133,302

		Filed	Disposed	Pending End	D/F Ratio	% Change in Filed FY11 - FY12
<b>CRIMINAL</b>						
Felony						
	Maries County	61	60	23	0.98	38.6%
	Phelps County	712	680	384	0.96	62.2%
	Pulaski County	479	368	314	0.77	46.5%
	Texas County	240	208	142	0.87	55.8%
	Circuit Total	1,492	1,316	863	0.88	54.8%
Associate Felony						
	Maries County	98	95	31	0.97	32.4%
	Phelps County	841	839	385	1.00	39.7%
	Pulaski County	749	717	391	0.96	30.7%
	Texas County	269	271	186	1.01	38.7%
	Circuit Total	1,957	1,922	993	0.98	35.6%
Misdemeanors*						
	Maries County	209	192	73	0.92	75.6%
	Phelps County*	1,337	1,266	993	0.95	70.3%
	Pulaski County	930	962	965	1.03	4.7%
	Texas County*	561	545	734	0.97	-0.5%
	Circuit Total	3,037	2,965	2,765	0.98	28.9%
Traffic*						
	Maries County	342	347	71	1.01	-9.3%
	Phelps County*	3,158	3,026	2,265	0.96	10.0%
	Pulaski County	2,742	2,939	1,142	1.07	-36.7%
	Texas County*	916	1,119	412	1.22	-14.9%
	Circuit Total	7,158	7,431	3,890	1.04	-17.3%
Ordinance**						
	Maries County	237	221	94	0.93	-16.0%
	Phelps County	906	841	301	0.93	-18.7%
	Pulaski County	3	1	21	0.33	200.0%
	Texas County	0	0	0	NA	0.0%
	Circuit Total	1,146	1,063	416	0.93	-18.0%
Municipal Cert./TDN						
	Maries County	0	1	0	NA	-100.0%
	Phelps County	1	2	12	2.00	-66.7%
	Pulaski County	0	0	0	NA	0.0%
	Texas County	3	1	3	0.33	100.0%
	Circuit Total	4	4	15	1.00	0.0%
Criminal Total		14,794	14,701	8,942	0.99	-0.2%
<b>GRAND TOTALS</b>						
	<b>Maries County</b>	<b>1,325</b>	<b>1,303</b>	<b>522</b>	<b>0.98</b>	<b>6.5%</b>
	<b>Phelps County</b>	<b>9,598</b>	<b>9,428</b>	<b>5,791</b>	<b>0.98</b>	<b>8.2%</b>
	<b>Pulaski County</b>	<b>7,847</b>	<b>8,050</b>	<b>4,555</b>	<b>1.03</b>	<b>-14.0%</b>
	<b>Texas County</b>	<b>3,211</b>	<b>3,482</b>	<b>2,424</b>	<b>1.08</b>	<b>-3.0%</b>
	<b>TOTAL</b>	<b>21,981</b>	<b>22,263</b>	<b>13,292</b>	<b>1.01</b>	<b>-2.5%</b>

\* For additional misdemeanor and/or traffic caseload information see Tables in Fine Collection Center section/tab.

\*\* For information concerning ordinance cases heard in the municipal division, see Tables in Municipal Division section/tab.

**FY 2012 PROFILE - 26TH CIRCUIT**  
U.S. Census 2011 Population: 140,284

		Filed	Disposed	Pending End	D/F Ratio	% Change in Filed FY11 - FY12
<b>CIVIL</b>						
Circuit Civil						
	Camden County	368	383	450	1.04	-1.1%
	Laclede County	268	316	243	1.18	-3.6%
	Miller County	143	153	116	1.07	11.7%
	Moniteau County	37	47	28	1.27	-31.5%
	Morgan County	101	119	104	1.18	12.2%
	Circuit Total	917	1,018	941	1.11	-0.5%
Domestic Relations						
	Camden County	852	851	251	1.00	4.3%
	Laclede County	939	937	245	1.00	-6.6%
	Miller County	548	560	182	1.02	-4.9%
	Moniteau County	178	188	45	1.06	-28.8%
	Morgan County	221	221	109	1.00	-10.9%
	Circuit Total	2,738	2,757	832	1.01	-5.5%
Associate Civil and Small Claims						
	Camden County	1,197	1,419	216	1.19	-22.0%
	Laclede County	677	700	154	1.03	-32.0%
	Miller County	507	486	102	0.96	-9.1%
	Moniteau County	297	299	46	1.01	-5.1%
	Morgan County	400	397	156	0.99	-16.7%
	Circuit Total	3,078	3,301	674	1.07	-20.7%
Civil Total		6,733	7,076	2,447	1.05	-12.6%

**PROBATE\***

\* Probate includes decedent's estates, incapacitated/disabled estates, minors' estates, mental health petitions, and probable cause petitions.

Camden County	81	65	354	0.80	-16.5%
Laclede County	108	48	599	0.44	10.2%
Miller County	52	53	306	1.02	4.0%
Moniteau County	21	35	132	1.67	-44.7%
Morgan County	46	28	220	0.61	31.4%
Circuit Total	308	229	1,611	0.74	-3.1%

\* Simple probate including abbreviated matters - These case types were not included in the circuit profiles in previous years.

Camden County	158	163	38	1.03	-0.6%
Laclede County	88	66	80	0.75	-5.4%
Miller County	71	67	30	0.94	14.5%
Moniteau County	27	32	4	1.19	-25.0%
Morgan County	61	41	64	0.67	-14.1%
Circuit Total	405	369	216	0.91	-3.8%

**JUVENILE\*\***

\*\* The D/F ratio and % change for Juvenile cases are not calculated because Juvenile dispositions do not include supplemental cases. The number of cases filed includes the number of MMOD (motion to modify) codes filed in FY 2012. That number (if any) is given in the first column.

	<u>Filed Cases</u>					
Camden County	Includes 5 MMOD	85	61	142	NA	NA
Laclede County	Includes 2 MMOD	110	139	212	NA	NA
Miller County	Includes 3 MMOD	85	81	109	NA	NA
Moniteau County	Includes 0 MMOD	12	12	30	NA	NA
Morgan County	Includes 0 MMOD	34	27	102	NA	NA
Circuit Total		326	320	595	NA	NA

**JURY STATISTICS**

	Trial Begun, No Verdict		Verdict Returned		Total Jury Days	
	Civil	Criminal	Civil	Criminal	Civil	Criminal
Camden County	4	6	3	6	22	21
Laclede County	0	1	4	3	11	13
Miller County	0	2	1	2	3	6
Moniteau County	0	0	1	1	3	1
Morgan County	2	2	2	0	9	2

**FY 2012 PROFILE - 26TH CIRCUIT**  
U.S. Census 2011 Population: 140,284

		Filed	Disposed	Pending End	D/F Ratio	% Change in Filed FY11 - FY12
<b>CRIMINAL</b>						
Felony						
	Camden County	384	366	275	0.95	0.0%
	Laclede County	337	322	233	0.96	19.9%
	Miller County	294	257	227	0.87	12.2%
	Moniteau County	102	99	48	0.97	12.1%
	Morgan County	166	153	85	0.92	16.1%
	Circuit Total	1,283	1,197	868	0.93	10.5%
Associate Felony						
	Camden County	554	563	203	1.02	12.1%
	Laclede County	433	408	215	0.94	33.6%
	Miller County	454	394	248	0.87	25.4%
	Moniteau County	138	142	58	1.03	7.8%
	Morgan County	296	257	167	0.87	27.6%
	Circuit Total	1,875	1,764	891	0.94	21.8%
Misdemeanors*						
	Camden County*	2,086	2,150	1,321	1.03	19.4%
	Laclede County*	1,159	1,087	939	0.94	9.8%
	Miller County*	543	518	589	0.95	6.1%
	Moniteau County	432	408	152	0.94	56.0%
	Morgan County*	436	389	707	0.89	-4.0%
	Circuit Total	4,656	4,552	3,708	0.98	15.1%
Traffic*						
	Camden County	0	11	163	NA	-100.0%
	Laclede County	1,275	1,172	1,123	0.92	14.6%
	Miller County	1,305	1,174	396	0.90	106.8%
	Moniteau County	536	527	168	0.98	-22.8%
	Morgan County	619	560	715	0.90	13.6%
	Circuit Total	3,735	3,444	2,565	0.92	25.2%
Ordinance**						
	Camden County	1	1	5	1.00	100.0%
	Laclede County	389	479	108	1.23	-30.8%
	Miller County	0	0	1	NA	0.0%
	Moniteau County	0	0	0	NA	0.0%
	Morgan County	0	0	1	NA	0.0%
	Circuit Total	390	480	115	1.23	-30.6%
Municipal Cert./TDN						
	Camden County	1	1	0	1.00	0.0%
	Laclede County	0	0	1	NA	0.0%
	Miller County	1	0	1	0.00	100.0%
	Moniteau County	0	0	0	NA	-100.0%
	Morgan County	1	1	0	1.00	100.0%
	Circuit Total	3	2	2	0.67	50.0%
Criminal Total		11,942	11,439	8,149	0.96	16.0%
<b>GRAND TOTALS</b>						
	Camden County	5,767	6,034	3,418	1.05	1.3%
	Laclede County	5,783	5,674	4,152	0.98	-2.8%
	Miller County	4,003	3,743	2,307	0.94	24.4%
	Moniteau County	1,780	1,789	711	1.01	-6.7%
	Morgan County	2,381	2,193	2,430	0.92	1.8%
	<b>TOTAL</b>	<b>19,714</b>	<b>19,433</b>	<b>13,018</b>	<b>0.99</b>	<b>3.2%</b>

\* For additional misdemeanor and/or traffic caseload information see Tables in Fine Collection Center section/tab.

\*\* For information concerning ordinance cases heard in the municipal division, see Tables in Municipal Division section/tab.

**FY 2012 PROFILE - 27TH CIRCUIT**  
U.S. Census 2011 Population: 48,868

	Filed	Disposed	Pending End	D/F Ratio	% Change in Filed FY11 - FY12
<b>CIVIL</b>					
Circuit Civil					
Bates County	62	92	89	1.48	-22.5%
Henry County	116	122	141	1.05	6.4%
St. Clair County	34	38	35	1.12	-8.1%
Circuit Total	212	252	265	1.19	-6.2%
Domestic Relations					
Bates County	347	323	257	0.93	-8.2%
Henry County	507	520	171	1.03	6.7%
St. Clair County	232	226	59	0.97	18.4%
Circuit Total	1,086	1,069	487	0.98	3.5%
Associate Civil and Small Claims					
Bates County	391	419	136	1.07	-7.6%
Henry County	714	633	223	0.89	-8.2%
St. Clair County	172	188	23	1.09	-28.3%
Circuit Total	1,277	1,240	382	0.97	-11.4%
Civil Total	2,575	2,561	1,134	0.99	-5.2%

**PROBATE\***

\* Probate includes decedent's estates, incapacitated/disabled estates, minors' estates, mental health petitions, and probable cause petitions.

Bates County	60	41	296	0.68	46.3%
Henry County	83	74	424	0.89	-4.6%
St. Clair County	46	26	140	0.57	48.4%
Circuit Total	189	141	860	0.75	18.9%

\* Simple probate including abbreviated matters - These case types were not included in the circuit profiles in previous years.

Bates County	38	32	32	0.84	-13.6%
Henry County	84	73	29	0.87	20.0%
St. Clair County	53	41	23	0.77	112.0%
Circuit Total	175	146	84	0.83	25.9%

**JUVENILE\*\***

\*\* The D/F ratio and % change for Juvenile cases are not calculated because Juvenile dispositions do not include supplemental cases. The number of cases filed includes the number of MMOD (motion to modify) codes filed in FY 2012. That number (if any) is given in the first column.

	Filed Cases Includes 0 MMOD					
Bates County	48	73	44	NA	NA	
Henry County	93	81	128	NA	NA	
St. Clair County	37	25	36	NA	NA	
Circuit Total	178	179	208	NA	NA	

**JURY STATISTICS**

	Trial Begun, No Verdict		Verdict Returned		Total Jury Days	
	Civil	Criminal	Civil	Criminal	Civil	Criminal
Bates County	0	1	2	3	4	9
Henry County	1	0	4	6	9	9
St. Clair County	0	2	0	3	0	8

**FY 2012 PROFILE - 27TH CIRCUIT**  
U.S. Census 2011 Population: 48,868

		Filed	Disposed	Pending End	D/F Ratio	% Change in Filed FY11 - FY12
<b>CRIMINAL</b>						
Felony						
	Bates County	200	172	109	0.86	17.0%
	Henry County	304	290	109	0.95	28.3%
	St. Clair County	68	69	39	1.01	-15.0%
	Circuit Total	572	531	257	0.93	17.2%
Associate Felony						
	Bates County	300	277	284	0.92	11.5%
	Henry County	423	358	323	0.85	18.8%
	St. Clair County	111	103	77	0.93	9.9%
	Circuit Total	834	738	684	0.88	14.9%
Misdemeanors*						
	Bates County	659	605	927	0.92	9.5%
	Henry County*	497	382	713	0.77	14.5%
	St. Clair County	531	467	393	0.88	34.4%
	Circuit Total	1,687	1,454	2,033	0.86	17.9%
Traffic*						
	Bates County	937	988	989	1.05	-5.4%
	Henry County*	845	737	911	0.87	14.2%
	St. Clair County	761	721	283	0.95	-4.2%
	Circuit Total	2,543	2,446	2,183	0.96	0.7%
Ordinance**						
	Bates County	0	0	0	NA	0.0%
	Henry County	869	819	572	0.94	47.0%
	St. Clair County	379	321	290	0.85	102.7%
	Circuit Total	1,248	1,140	862	0.91	60.4%
Municipal Cert./TDN						
	Bates County	0	0	0	NA	0.0%
	Henry County	8	17	3	2.13	-55.6%
	St. Clair County	0	0	0	NA	0.0%
	Circuit Total	8	17	3	2.13	-55.6%
Criminal Total						
		6,892	6,326	6,022	0.92	15.5%
<b>GRAND TOTALS</b>						
	<b>Bates County</b>	<b>3,042</b>	<b>3,022</b>	<b>3,163</b>	<b>0.99</b>	<b>0.2%</b>
	<b>Henry County</b>	<b>4,543</b>	<b>4,106</b>	<b>3,747</b>	<b>0.90</b>	<b>13.3%</b>
	<b>St. Clair County</b>	<b>2,424</b>	<b>2,225</b>	<b>1,398</b>	<b>0.92</b>	<b>15.2%</b>
	<b>TOTAL</b>	<b>10,009</b>	<b>9,353</b>	<b>8,308</b>	<b>0.93</b>	<b>9.4%</b>

\* For additional misdemeanor and/or traffic caseload information see Tables in Fine Collection Center section/tab.

\*\* For information concerning ordinance cases heard in the municipal division, see Tables in Municipal Division section/tab.



**FY 2012 PROFILE - 28TH CIRCUIT**  
U.S. Census 2011 Population: 55,045

	Filed	Disposed	Pending End	D/F Ratio	% Change in Filed FY11 - FY12
<b>CIVIL</b>					
Circuit Civil					
Barton County	32	30	25	0.94	18.5%
Cedar County	43	41	44	0.95	-8.5%
Dade County	24	28	23	1.17	4.3%
Vernon County	76	87	67	1.14	-8.4%
Circuit Total	175	186	159	1.06	-2.8%
Domestic Relations					
Barton County	264	247	69	0.94	-1.1%
Cedar County	291	294	87	1.01	-28.5%
Dade County	160	162	52	1.01	0.6%
Vernon County	454	450	130	0.99	-3.2%
Circuit Total	1,169	1,153	338	0.99	-10.2%
Associate Civil and Small Claims					
Barton County	277	256	73	0.92	-2.1%
Cedar County	308	324	56	1.05	-1.9%
Dade County	177	175	43	0.99	5.4%
Vernon County	534	532	206	1.00	-19.6%
Circuit Total	1,296	1,287	378	0.99	-9.3%
Civil Total	2,640	2,626	875	0.99	-9.3%

**PROBATE\***

\* Probate includes decedent's estates, incapacitated/disabled estates, minors' estates, mental health petitions, and probable cause petitions.

Barton County	42	27	186	0.64	10.5%
Cedar County	59	68	211	1.15	1.7%
Dade County	18	17	86	0.94	-18.2%
Vernon County	81	89	412	1.10	-4.7%
Circuit Total	200	201	895	1.01	-1.5%

\* Simple probate including abbreviated matters - These case types were not included in the circuit profiles in previous years.

Barton County	28	21	13	0.75	40.0%
Cedar County	83	77	21	0.93	6.4%
Dade County	17	17	9	1.00	-41.4%
Vernon County	56	56	116	1.00	9.8%
Circuit Total	184	171	159	0.93	3.4%

**JUVENILE\*\***

\*\* The D/F ratio and % change for Juvenile cases are not calculated because Juvenile dispositions do not include supplemental cases. The number of cases filed includes the number of MMOD (motion to modify) codes filed in FY 2012. That number (if any) is given in the first column.

	<u>Filed Cases</u>					
Barton County	Includes 6 MMOD	35	47	35	NA	NA
Cedar County	Includes 7 MMOD	30	16	28	NA	NA
Dade County	Includes 0 MMOD	9	13	12	NA	NA
Vernon County	Includes 7 MMOD	50	40	81	NA	NA
Circuit Total		124	116	156	NA	NA

**JURY STATISTICS**

	Trial Begun, No Verdict		Verdict Returned		Total Jury Days	
	Civil	Criminal	Civil	Criminal	Civil	Criminal
Barton County	3	0	0	0	7	0
Cedar County	0	4	0	2	0	8
Dade County	0	0	1	0	2	0
Vernon County	0	0	0	0	0	0

**FY 2012 PROFILE - 28TH CIRCUIT**  
U.S. Census 2011 Population: 55,045

		Filed	Disposed	Pending End	D/F Ratio	% Change in Filed FY11 - FY12
<b>CRIMINAL</b>						
Felony						
	Barton County	67	55	37	0.82	-17.3%
	Cedar County	170	141	107	0.83	33.9%
	Dade County	47	41	33	0.87	0.0%
	Vernon County	179	198	59	1.11	-7.3%
	Circuit Total	463	435	236	0.94	3.3%
Associate Felony						
	Barton County	113	86	60	0.76	113.2%
	Cedar County	245	211	124	0.86	61.2%
	Dade County	84	75	35	0.89	16.7%
	Vernon County	350	344	196	0.98	-5.9%
	Circuit Total	792	716	415	0.90	22.0%
Misdemeanors*						
	Barton County*	200	175	169	0.88	37.0%
	Cedar County	380	349	330	0.92	19.5%
	Dade County	191	189	154	0.99	-10.7%
	Vernon County*	868	832	794	0.96	21.1%
	Circuit Total	1,639	1,545	1,447	0.94	17.5%
Traffic*						
	Barton County*	482	460	377	0.95	41.8%
	Cedar County	239	253	85	1.06	-51.7%
	Dade County	160	163	42	1.02	-47.4%
	Vernon County*	443	340	567	0.77	42.9%
	Circuit Total	1,324	1,216	1,071	0.92	-8.6%
Ordinance**						
	Barton County	7	8	5	1.14	-56.3%
	Cedar County	55	57	25	1.04	-59.3%
	Dade County	77	69	24	0.90	266.7%
	Vernon County	0	1	25	NA	-100.0%
	Circuit Total	139	135	79	0.97	-19.7%
Municipal Cert./TDN						
	Barton County	4	3	1	0.75	300.0%
	Cedar County	3	11	1	3.67	-85.0%
	Dade County	1	1	0	1.00	100.0%
	Vernon County	3	6	4	2.00	-66.7%
	Circuit Total	11	21	6	1.91	-63.3%
Criminal Total						
		4,368	4,068	3,254	0.93	5.4%
<b>GRAND TOTALS</b>						
	<b>Barton County</b>	<b>1,551</b>	<b>1,415</b>	<b>1,050</b>	<b>0.91</b>	<b>18.6%</b>
	<b>Cedar County</b>	<b>1,906</b>	<b>1,842</b>	<b>1,119</b>	<b>0.97</b>	<b>-12.2%</b>
	<b>Dade County</b>	<b>965</b>	<b>950</b>	<b>513</b>	<b>0.98</b>	<b>-10.1%</b>
	<b>Vernon County</b>	<b>3,094</b>	<b>2,975</b>	<b>2,657</b>	<b>0.96</b>	<b>2.8%</b>
	<b>TOTAL</b>	<b>7,516</b>	<b>7,182</b>	<b>5,339</b>	<b>0.96</b>	<b>-0.6%</b>

\* For additional misdemeanor and/or traffic caseload information see Tables in Fine Collection Center section/tab.

\*\* For information concerning ordinance cases heard in the municipal division, see Tables in Municipal Division section/tab.

**FY 2012 PROFILE - 29TH CIRCUIT**  
U.S. Census 2011 Population: 118,435

		Filed	Disposed	Pending End	D/F Ratio	% Change in Filed FY11 - FY12
<b>CIVIL</b>						
Circuit Civil						
	Jasper County	544	565	863	1.04	-3.0%
	Circuit Total	544	565	863	1.04	-3.0%
Domestic Relations						
	Jasper County	2,850	2,718	1,112	0.95	-5.4%
	Circuit Total	2,850	2,718	1,112	0.95	-5.4%
Associate Civil and Small Claims						
	Jasper County	3,972	4,002	1,246	1.01	-10.2%
	Circuit Total	3,972	4,002	1,246	1.01	-10.2%
	Civil Total	7,366	7,285	3,221	0.99	-7.9%

**PROBATE\***

\* Probate includes decedent's estates, incapacitated/disabled estates, minors' estates, mental health petitions, and probable cause petitions.

Jasper County	283	274	1,560	0.97	-19.8%
Circuit Total	283	274	1,560	0.97	-19.8%

\* Simple probate including abbreviated matters - These case types were not included in the circuit profiles in previous years.

Jasper County	715	902	124	1.26	-32.9%
Circuit Total	715	902	124	1.26	-32.9%

**JUVENILE\*\***

\*\* The D/F ratio and % change for Juvenile cases are not calculated because Juvenile dispositions do not include supplemental cases. The number of cases filed includes the number of MMOD (motion to modify) codes filed in FY 2012. That number (if any) is given in the first column.

	Filed Cases Includes 249 MMOD					
Jasper County		986	688	2,057	NA	NA
Circuit Total		986	688	2057	NA	NA

**JURY STATISTICS**

	Trial Begun, No Verdict		Verdict Returned		Total Jury Days	
	Civil	Criminal	Civil	Criminal	Civil	Criminal
Jasper County	1	5	7	4	27	13

**FY 2012 PROFILE - 29TH CIRCUIT**  
U.S. Census 2011 Population: 118,435

		Filed	Disposed	Pending End	D/F Ratio	% Change in Filed FY11 - FY12
<b>CRIMINAL</b>						
Felony						
	Jasper County	829	807	544	0.97	-10.2%
	Circuit Total	829	807	544	0.97	-10.2%
Associate Felony						
	Jasper County	1,801	1,754	1,515	0.97	-5.9%
	Circuit Total	1,801	1,754	1,515	0.97	-5.9%
Misdemeanors*						
	Jasper County*	1,585	1,602	2,292	1.01	-0.6%
	Circuit Total	1,585	1,602	2,292	1.01	-0.6%
Traffic*						
	Jasper County*	2,876	2,594	2,229	0.90	27.5%
	Circuit Total	2,876	2,594	2,229	0.90	27.5%
Ordinance**						
	Jasper County	794	752	285	0.95	91.8%
	Circuit Total	794	752	285	0.95	91.8%
Municipal Cert./TDN						
	Jasper County	16	13	15	0.81	6.7%
	Circuit Total	16	13	15	0.81	6.7%
Criminal Total		7,901	7,522	6,880	0.95	11.0%
<b>GRAND TOTALS</b>						
	<b>Jasper County</b>	<b>17,251</b>	<b>16,671</b>	<b>13,842</b>	<b>0.97</b>	<b>-1.4%</b>
	<b>TOTAL</b>	<b>17,251</b>	<b>16,671</b>	<b>13,842</b>	<b>0.97</b>	<b>-1.4%</b>

\* For additional misdemeanor and/or traffic caseload information see Tables in Fine Collection Center section/tab.

\*\* For information concerning ordinance cases heard in the municipal division, see Tables in Municipal Division section/tab.

**FY 2012 PROFILE - 30TH CIRCUIT**  
U.S. Census 2011 Population: 113,101

		Filed	Disposed	Pending End	D/F Ratio	% Change in Filed FY11 - FY12
<b>CIVIL</b>						
Circuit Civil						
	Benton County	81	57	90	0.70	15.7%
	Dallas County	118	115	111	0.97	4.4%
	Hickory County	38	30	36	0.79	31.0%
	Polk County	115	117	128	1.02	-1.7%
	Webster County	92	109	115	1.18	-8.0%
	Circuit Total	444	428	480	0.96	3.5%
Domestic Relations						
	Benton County	235	205	125	0.87	-6.7%
	Dallas County	278	270	143	0.97	0.7%
	Hickory County	119	114	25	0.96	-14.4%
	Polk County	636	590	173	0.93	4.4%
	Webster County	542	517	217	0.95	-1.6%
	Circuit Total	1,810	1,696	683	0.94	-0.9%
Associate Civil and Small Claims						
	Benton County	435	428	131	0.98	-15.0%
	Dallas County	334	304	92	0.91	-9.5%
	Hickory County	145	156	33	1.08	-21.6%
	Polk County	695	678	152	0.98	-3.2%
	Webster County	927	1,025	240	1.11	-7.9%
	Circuit Total	2,536	2,591	648	1.02	-9.1%
Civil Total		4,790	4,715	1,811	0.98	-5.1%

**PROBATE\***

\* Probate includes decedent's estates, incapacitated/disabled estates, minors' estates, mental health petitions, and probable cause petitions.

Benton County	73	46	211	0.63	40.4%
Dallas County	29	18	174	0.62	-6.5%
Hickory County	28	22	95	0.79	40.0%
Polk County	73	72	309	0.99	10.6%
Webster County	56	64	384	1.14	-20.0%
Circuit Total	259	222	1,173	0.86	8.4%

\* Simple probate including abbreviated matters - These case types were not included in the circuit profiles in previous years.

Benton County	81	81	41	1.00	44.6%
Dallas County	21	17	19	0.81	-12.5%
Hickory County	17	16	6	0.94	-26.1%
Polk County	248	270	71	1.09	100.0%
Webster County	46	51	9	1.11	9.5%
Circuit Total	413	435	146	1.05	53.5%

**JUVENILE\*\***

\*\* The D/F ratio and % change for Juvenile cases are not calculated because Juvenile dispositions do not include supplemental cases. The number of cases filed includes the number of MMOD (motion to modify) codes filed in FY 2012. That number (if any) is given in the first column.

	Filed Cases					
Benton County	Includes 0 MMOD	11	14	10	NA	NA
Dallas County	Includes 2 MMOD	35	31	40	NA	NA
Hickory County	Includes 0 MMOD	9	11	6	NA	NA
Polk County	Includes 1 MMOD	47	46	59	NA	NA
Webster County	Includes 1 MMOD	46	39	69	NA	NA
Circuit Total		148	141	184	NA	NA

**JURY STATISTICS**

	Trial Begun, No Verdict		Verdict Returned		Total Jury Days	
	Civil	Criminal	Civil	Criminal	Civil	Criminal
Benton County	0	1	1	2	2	5
Dallas County	0	0	0	3	0	6
Hickory County	0	0	0	2	0	4
Polk County	0	0	2	2	5	3
Webster County	0	0	1	1	6	1

**FY 2012 PROFILE - 30TH CIRCUIT**  
U.S. Census 2011 Population: 113,101

		Filed	Disposed	Pending End	D/F Ratio	% Change in Filed FY11 - FY12
<b>CRIMINAL</b>						
Felony						
	Benton County	140	143	83	1.02	0.7%
	Dallas County	99	89	56	0.90	15.1%
	Hickory County	58	56	25	0.97	34.9%
	Polk County	320	289	186	0.90	28.5%
	Webster County	252	247	119	0.98	14.0%
	Circuit Total	869	824	469	0.95	17.8%
Associate Felony						
	Benton County	187	203	131	1.09	-11.0%
	Dallas County	119	110	78	0.92	2.6%
	Hickory County	78	74	24	0.95	2.6%
	Polk County	398	404	221	1.02	6.1%
	Webster County	352	398	241	1.13	-9.5%
	Circuit Total	1,134	1,189	695	1.05	-2.7%
Misdemeanors*						
	Benton County*	689	630	583	0.91	-0.3%
	Dallas County	1,017	960	610	0.94	0.9%
	Hickory County	219	208	72	0.95	2.8%
	Polk County*	390	453	382	1.16	-19.3%
	Webster County*	605	671	549	1.11	-5.2%
	Circuit Total	2,920	2,922	2,196	1.00	-3.7%
Traffic*						
	Benton County*	937	1,024	557	1.09	-12.4%
	Dallas County	1,532	1,517	532	0.99	-19.7%
	Hickory County	131	127	18	0.97	27.2%
	Polk County*	2,148	1,963	1,255	0.91	25.5%
	Webster County*	1,465	1,324	600	0.90	8.9%
	Circuit Total	6,213	5,955	2,962	0.96	1.2%
Ordinance**						
	Benton County	0	0	0	NA	0.0%
	Dallas County	605	622	247	1.03	-2.6%
	Hickory County	0	0	0	NA	0.0%
	Polk County	0	0	9	NA	-100.0%
	Webster County	48	52	12	1.08	-12.7%
	Circuit Total	653	674	268	1.03	-3.5%
Municipal Cert./TDN						
	Benton County	0	1	0	NA	-100.0%
	Dallas County	0	1	0	NA	-100.0%
	Hickory County	0	0	0	NA	0.0%
	Polk County	2	7	0	3.50	-80.0%
	Webster County	0	0	0	NA	0.0%
	Circuit Total	2	9	0	4.50	-88.2%
Criminal Total		11,791	11,573	6,590	0.98	0.2%
<b>GRAND TOTALS</b>						
	Benton County	2,869	2,832	1,962	0.99	-6.8%
	Dallas County	4,187	4,054	2,102	0.97	-8.4%
	Hickory County	842	814	340	0.97	1.0%
	Polk County	5,072	4,889	2,945	0.96	12.0%
	Webster County	4,431	4,497	2,555	1.01	-1.2%
	<b>TOTAL</b>	<b>17,401</b>	<b>17,086</b>	<b>9,904</b>	<b>0.98</b>	<b>-0.6%</b>

\* For additional misdemeanor and/or traffic caseload information see Tables in Fine Collection Center section/tab.

\*\* For information concerning ordinance cases heard in the municipal division, see Tables in Municipal Division section/tab.

**FY 2012 PROFILE - 31ST CIRCUIT**  
U.S. Census 2011 Population: 277,214

		Filed	Disposed	Pending End	D/F Ratio	% Change in Filed FY11 - FY12
<b>CIVIL</b>						
Circuit Civil						
	Greene County	1,892	2,080	2,181	1.10	-4.5%
	Circuit Total	1,892	2,080	2,181	1.10	-4.5%
Domestic Relations						
	Greene County	6,468	6,417	1,637	0.99	3.5%
	Circuit Total	6,468	6,417	1,637	0.99	3.5%
Associate Civil and Small Claims						
	Greene County	11,073	11,207	2,728	1.01	0.5%
	Circuit Total	11,073	11,207	2,728	1.01	0.5%
	Civil Total	19,433	19,704	6,546	1.01	0.9%

**PROBATE\***

\* Probate includes decedent's estates, incapacitated/disabled estates, minors' estates, mental health petitions, and probable cause petitions.

Greene County	465	420	2,307	0.90	-0.4%
Circuit Total	465	420	2,307	0.90	-0.4%

\* Simple probate including abbreviated matters - These case types were not included in the circuit profiles in previous years.

Greene County	1,245	1,257	39	1.01	-0.9%
Circuit Total	1,245	1,257	39	1.01	-0.9%

**JUVENILE\*\***

\*\* The D/F ratio and % change for Juvenile cases are not calculated because Juvenile dispositions do not include supplemental cases. The number of cases filed includes the number of MMOD (motion to modify) codes filed in FY 2012. That number (if any) is given in the first column.

Greene County	<u>Filed Cases</u> Includes 48 MMOD	972	1,060	1,290	NA	NA
Circuit Total		972	1060	1290	NA	NA

**JURY STATISTICS**

	Trial Begun, No Verdict		Verdict Returned		Total Jury Days	
	Civil	Criminal	Civil	Criminal	Civil	Criminal
Greene County	2	5	25	16	88	63

**FY 2012 PROFILE - 31ST CIRCUIT**  
U.S. Census 2011 Population: 277,214

		Filed	Disposed	Pending End	D/F Ratio	% Change in Filed FY11 - FY12
<b>CRIMINAL</b>						
Felony						
	Greene County	1,983	1,918	1,809	0.97	7.4%
	Circuit Total	1,983	1,918	1,809	0.97	7.4%
Associate Felony						
	Greene County	2,264	2,402	1,151	1.06	-5.2%
	Circuit Total	2,264	2,402	1,151	1.06	-5.2%
Misdemeanors*						
	Greene County*	6,790	7,187	11,245	1.06	-0.8%
	Circuit Total	6,790	7,187	11,245	1.06	-0.8%
Traffic*						
	Greene County*	2,530	2,503	2,008	0.99	-1.6%
	Circuit Total	2,530	2,503	2,008	0.99	-1.6%
Ordinance**						
	Greene County	33	30	111	0.91	32.0%
	Circuit Total	33	30	111	0.91	32.0%
Municipal Cert./TDN						
	Greene County	52	50	11	0.96	36.8%
	Circuit Total	52	50	11	0.96	36.8%
Criminal Total		13,652	14,090	16,335	1.03	-0.5%
<b>GRAND TOTALS</b>						
	<b>Greene County</b>	<b>35,767</b>	<b>36,531</b>	<b>26,517</b>	<b>1.02</b>	<b>-0.1%</b>
	<b>TOTAL</b>	<b>35,767</b>	<b>36,531</b>	<b>26,517</b>	<b>1.02</b>	<b>-0.1%</b>

\* For additional misdemeanor and/or traffic caseload information see Tables in Fine Collection Center section/tab.

\*\* For information concerning ordinance cases heard in the municipal division, see Tables in Municipal Division section/tab.



**FY 2012 PROFILE - 32ND CIRCUIT**  
U.S. Census 2011 Population: 108,029

	Filed	Disposed	Pending End	D/F Ratio	% Change in Filed FY11 - FY12
<b>CIVIL</b>					
Circuit Civil					
Bollinger County	31	29	23	0.94	-26.2%
Cape Girardeau County	350	347	305	0.99	-3.8%
Perry County	47	55	24	1.17	-38.2%
Circuit Total	428	431	352	1.01	-11.2%
Domestic Relations					
Bollinger County	224	232	51	1.04	17.9%
Cape Girardeau County	1,642	1,617	631	0.98	-2.1%
Perry County	271	269	91	0.99	3.0%
Circuit Total	2,137	2,118	773	0.99	0.3%
Associate Civil and Small Claims					
Bollinger County	205	207	49	1.01	-18.3%
Cape Girardeau County	2,784	2,960	733	1.06	-15.1%
Perry County	389	388	73	1.00	-0.8%
Circuit Total	3,378	3,555	855	1.05	-13.9%
Civil Total	5,943	6,104	1,980	1.03	-9.1%

**PROBATE\***

\* Probate includes decedent's estates, incapacitated/disabled estates, minors' estates, mental health petitions, and probable cause petitions.

Bollinger County	28	36	181	1.29	-44.0%
Cape Girardeau County	177	107	856	0.60	29.2%
Perry County	50	34	248	0.68	8.7%
Circuit Total	255	177	1,285	0.69	9.4%

\* Simple probate including abbreviated matters - These case types were not included in the circuit profiles in previous years.

Bollinger County	20	21	3	1.05	-42.9%
Cape Girardeau County	283	269	38	0.95	-3.7%
Perry County	69	71	17	1.03	-9.2%
Circuit Total	372	361	58	0.97	-8.1%

**JUVENILE\*\***

\*\* The D/F ratio and % change for Juvenile cases are not calculated because Juvenile dispositions do not include supplemental cases. The number of cases filed includes the number of MMOD (motion to modify) codes filed in FY 2012. That number (if any) is given in the first column.

	<u>Filed Cases</u>				
Bollinger County	Includes 2 MMOD	34	58	16	NA
Cape Girardeau County	Includes 25 MMOD	229	179	192	NA
Perry County	Includes 0 MMOD	35	30	35	NA
Circuit Total		298	267	243	NA

**JURY STATISTICS**

	Trial Begun, No Verdict		Verdict Returned		Total Jury Days	
	Civil	Criminal	Civil	Criminal	Civil	Criminal
Bollinger County	0	2	0	0	0	2
Cape Girardeau County	3	2	3	15	7	19
Perry County	0	1	2	3	2	5

**FY 2012 PROFILE - 32ND CIRCUIT**  
U.S. Census 2011 Population: 108,029

	Filed	Disposed	Pending End	D/F Ratio	% Change in Filed FY11 - FY12
<b>CRIMINAL</b>					
Felony					
Bollinger County	82	84	21	1.02	-10.9%
Cape Girardeau County	559	557	133	1.00	-6.7%
Perry County	222	217	59	0.98	16.8%
Circuit Total	863	858	213	0.99	-2.0%
Associate Felony					
Bollinger County	118	129	52	1.09	-8.5%
Cape Girardeau County	829	776	200	0.94	3.0%
Perry County	264	282	161	1.07	8.6%
Circuit Total	1,211	1,187	413	0.98	2.9%
Misdemeanors*					
Bollinger County	293	281	121	0.96	21.1%
Cape Girardeau County*	1,351	1,304	444	0.97	-7.4%
Perry County*	425	598	560	1.41	-12.9%
Circuit Total	2,069	2,183	1,125	1.06	-5.5%
Traffic*					
Bollinger County*	95	97	26	1.02	21.8%
Cape Girardeau County*	724	704	1,068	0.97	19.3%
Perry County*	781	777	1,293	0.99	7.1%
Circuit Total	1,600	1,578	2,387	0.99	13.2%
Ordinance**					
Bollinger County	139	144	54	1.04	-13.1%
Cape Girardeau County	466	515	49	1.11	17.4%
Perry County	0	0	0	NA	0.0%
Circuit Total	605	659	103	1.09	8.6%
Municipal Cert./TDN					
Bollinger County	0	0	0	NA	0.0%
Cape Girardeau County	27	29	4	1.07	170.0%
Perry County	0	1	0	NA	-100.0%
Circuit Total	27	30	4	1.11	107.7%
Criminal Total	6,375	6,495	4,245	1.02	2.3%
<b>GRAND TOTALS</b>					
Bollinger County	1,269	1,318	597	1.04	-3.4%
Cape Girardeau County	9,421	9,364	4,653	0.99	-4.0%
Perry County	2,553	2,722	2,561	1.07	0.2%
<b>TOTAL</b>	<b>13,243</b>	<b>13,404</b>	<b>7,811</b>	<b>1.01</b>	<b>-3.2%</b>

\* For additional misdemeanor and/or traffic caseload information see Tables in Fine Collection Center section/tab.

\*\* For information concerning ordinance cases heard in the municipal division, see Tables in Municipal Division section/tab.

**FY 2012 PROFILE - 33RD CIRCUIT**  
U.S. Census 2011 Population: 53,442

	Filed	Disposed	Pending End	D/F Ratio	% Change in Filed FY11 - FY12
<b>CIVIL</b>					
Circuit Civil					
Mississippi County	74	65	82	0.88	-14.0%
Scott County	159	180	205	1.13	-3.0%
Circuit Total	233	245	287	1.05	-6.8%
Domestic Relations					
Mississippi County	418	353	310	0.84	4.5%
Scott County	860	818	435	0.95	-5.6%
Circuit Total	1,278	1,171	745	0.92	-2.5%
Associate Civil and Small Claims					
Mississippi County	384	406	60	1.06	-20.3%
Scott County	1,461	1,503	346	1.03	-8.2%
Circuit Total	1,845	1,909	406	1.03	-11.0%
Civil Total	3,356	3,325	1,438	0.99	-7.7%

**PROBATE\***

\* Probate includes decedent's estates, incapacitated/disabled estates, minors' estates, mental health petitions, and probable cause petitions.

Mississippi County	57	27	385	0.47	5.6%
Scott County	198	139	806	0.70	4.2%
Circuit Total	255	166	1,191	0.65	4.5%

\* Simple probate including abbreviated matters - These case types were not included in the circuit profiles in previous years.

Mississippi County	52	95	160	1.83	-13.3%
Scott County	126	125	68	0.99	-29.2%
Circuit Total	178	220	228	1.24	-25.2%

**JUVENILE\*\***

\*\* The D/F ratio and % change for Juvenile cases are not calculated because Juvenile dispositions do not include supplemental cases. The number of cases filed includes the number of MMOD (motion to modify) codes filed in FY 2012. That number (if any) is given in the first column.

	<u>Filed Cases</u>				
Mississippi County	Includes 0 MMOD	91	63	65	NA
Scott County	Includes 0 MMOD	223	228	274	NA
Circuit Total		314	291	339	NA

**JURY STATISTICS**

	Trial Begun, No Verdict		Verdict Returned		Total Jury Days	
	Civil	Criminal	Civil	Criminal	Civil	Criminal
Mississippi County	0	1	3	1	9	4
Scott County	2	3	3	6	6	9

**FY 2012 PROFILE - 33RD CIRCUIT**  
U.S. Census 2011 Population: 53,442

		Filed	Disposed	Pending End	D/F Ratio	% Change in Filed FY11 - FY12
<b>CRIMINAL</b>						
Felony						
	Mississippi County	263	281	185	1.07	-16.0%
	Scott County	605	688	242	1.14	-10.4%
	Circuit Total	868	969	427	1.12	-12.1%
Associate Felony						
	Mississippi County	376	367	255	0.98	-6.0%
	Scott County	859	807	949	0.94	-11.4%
	Circuit Total	1,235	1,174	1,204	0.95	-9.8%
Misdemeanors*						
	Mississippi County*	552	511	467	0.93	4.2%
	Scott County*	825	828	1,402	1.00	-4.4%
	Circuit Total	1,377	1,339	1,869	0.97	-1.1%
Traffic*						
	Mississippi County*	963	735	965	0.76	19.2%
	Scott County*	810	811	1,471	1.00	0.1%
	Circuit Total	1,773	1,546	2,436	0.87	9.6%
Ordinance**						
	Mississippi County	45	40	32	0.89	-29.7%
	Scott County	105	104	40	0.99	-28.1%
	Circuit Total	150	144	72	0.96	-28.6%
Municipal Cert./TDN						
	Mississippi County	0	0	0	NA	0.0%
	Scott County	4	5	12	1.25	0.0%
	Circuit Total	4	5	12	1.25	0.0%
Criminal Total		5,407	5,177	6,020	0.96	-3.1%
<b>GRAND TOTALS</b>						
	<b>Mississippi County</b>	<b>3,275</b>	<b>2,943</b>	<b>2,966</b>	<b>0.90</b>	<b>0.1%</b>
	<b>Scott County</b>	<b>6,235</b>	<b>6,236</b>	<b>6,250</b>	<b>1.00</b>	<b>-7.7%</b>
	<b>TOTAL</b>	<b>9,510</b>	<b>9,179</b>	<b>9,216</b>	<b>0.97</b>	<b>-5.1%</b>

\* For additional misdemeanor and/or traffic caseload information see Tables in Fine Collection Center section/tab.

\*\* For information concerning ordinance cases heard in the municipal division, see Tables in Municipal Division section/tab.

**FY 2012 PROFILE - 34TH CIRCUIT**  
U.S. Census 2011 Population: 36,957

	Filed	Disposed	Pending End	D/F Ratio	% Change in Filed FY11 - FY12
<b>CIVIL</b>					
Circuit Civil					
New Madrid County	84	117	106	1.39	-18.4%
Pemiscot County	107	156	94	1.46	-23.6%
Circuit Total	191	273	200	1.43	-21.4%
Domestic Relations					
New Madrid County	322	342	140	1.06	-13.2%
Pemiscot County	623	625	142	1.00	3.1%
Circuit Total	945	967	282	1.02	-3.1%
Associate Civil and Small Claims					
New Madrid County	414	426	79	1.03	5.6%
Pemiscot County	562	580	69	1.03	12.2%
Circuit Total	976	1,006	148	1.03	9.3%
Civil Total	2,112	2,246	630	1.06	0.0%

**PROBATE\***

\* Probate includes decedent's estates, incapacitated/disabled estates, minors' estates, mental health petitions, and probable cause petitions.

New Madrid County	59	55	373	0.93	7.3%
Pemiscot County	47	37	380	0.79	-6.0%
Circuit Total	106	92	753	0.87	1.0%

\* Simple probate including abbreviated matters - These case types were not included in the circuit profiles in previous years.

New Madrid County	50	52	6	1.04	13.6%
Pemiscot County	42	42	33	1.00	-35.4%
Circuit Total	92	94	39	1.02	-15.6%

**JUVENILE\*\***

\*\* The D/F ratio and % change for Juvenile cases are not calculated because Juvenile dispositions do not include supplemental cases. The number of cases filed includes the number of MMOD (motion to modify) codes filed in FY 2012. That number (if any) is given in the first column.

	<u>Filed Cases</u>				
New Madrid County	Includes 0 MMOD		62	44	79
Pemiscot County	Includes 0 MMOD		69	75	100
Circuit Total			131	119	179
					NA
					NA
					NA

**JURY STATISTICS**

	Trial Begun, No Verdict		Verdict Returned		Total Jury Days	
	Civil	Criminal	Civil	Criminal	Civil	Criminal
New Madrid County	0	4	3	3	4	8
Pemiscot County	2	0	0	2	2	9

**FY 2012 PROFILE - 34TH CIRCUIT**  
U.S. Census 2011 Population: 36,957

		Filed	Disposed	Pending End	D/F Ratio	% Change in Filed FY11 - FY12
<b>CRIMINAL</b>						
Felony						
	New Madrid County	357	334	200	0.94	5.3%
	Pemiscot County	426	436	160	1.02	8.1%
	Circuit Total	783	770	360	0.98	6.8%
Associate Felony						
	New Madrid County	436	381	174	0.87	26.0%
	Pemiscot County	534	504	179	0.94	10.8%
	Circuit Total	970	885	353	0.91	17.1%
Misdemeanors						
	New Madrid County	849	885	286	1.04	-12.7%
	Pemiscot County	1,003	1,008	783	1.00	3.7%
	Circuit Total	1,852	1,893	1,069	1.02	-4.5%
Traffic*						
	New Madrid County*	875	860	447	0.98	-1.5%
	Pemiscot County	1,675	1,187	3,233	0.71	42.3%
	Circuit Total	2,550	2,047	3,680	0.80	23.5%
Ordinance**						
	New Madrid County	1	1	0	1.00	100.0%
	Pemiscot County	0	0	1	NA	-100.0%
	Circuit Total	1	1	1	1.00	0.0%
Municipal Cert./TDN						
	New Madrid County	2	2	0	1.00	-33.3%
	Pemiscot County	7	7	2	1.00	40.0%
	Circuit Total	9	9	2	1.00	12.5%
Criminal Total						
		6,165	5,605	5,465	0.91	10.6%
<b>GRAND TOTALS</b>						
	<b>New Madrid County</b>	<b>3,511</b>	<b>3,499</b>	<b>1,890</b>	<b>1.00</b>	<b>-1.1%</b>
	<b>Pemiscot County</b>	<b>5,095</b>	<b>4,657</b>	<b>5,176</b>	<b>0.91</b>	<b>14.0%</b>
	<b>TOTAL</b>	<b>8,606</b>	<b>8,156</b>	<b>7,066</b>	<b>0.95</b>	<b>7.3%</b>

\* For additional misdemeanor and/or traffic caseload information see Tables in Fine Collection Center section/tab.

\*\* For information concerning ordinance cases heard in the municipal division, see Tables in Municipal Division section/tab.

**FY 2012 PROFILE - 35TH CIRCUIT**  
U.S. Census 2011 Population: 61,781

	Filed	Disposed	Pending End	D/F Ratio	% Change in Filed FY11 - FY12
<b>CIVIL</b>					
Circuit Civil					
Dunklin County	157	115	480	0.73	15.4%
Stoddard County	136	146	181	1.07	-19.5%
Circuit Total	293	261	661	0.89	-3.9%
Domestic Relations					
Dunklin County	802	773	791	0.96	7.4%
Stoddard County	796	786	270	0.99	14.7%
Circuit Total	1,598	1,559	1,061	0.98	10.9%
Associate Civil and Small Claims					
Dunklin County	855	934	279	1.09	-12.9%
Stoddard County	797	841	164	1.06	-11.2%
Circuit Total	1,652	1,775	443	1.07	-12.1%
Civil Total	3,543	3,595	2,165	1.01	-2.3%

**PROBATE\***

\* Probate includes decedent's estates, incapacitated/disabled estates, minors' estates, mental health petitions, and probable cause petitions.

Dunklin County	127	152	858	1.20	-9.3%
Stoddard County	95	99	525	1.04	13.1%
Circuit Total	222	251	1,383	1.13	-0.9%

\* Simple probate including abbreviated matters - These case types were not included in the circuit profiles in previous years.

Dunklin County	138	117	113	0.85	-19.3%
Stoddard County	89	90	2	1.01	11.3%
Circuit Total	227	207	115	0.91	-9.6%

**JUVENILE\*\***

\*\* The D/F ratio and % change for Juvenile cases are not calculated because Juvenile dispositions do not include supplemental cases. The number of cases filed includes the number of MMOD (motion to modify) codes filed in FY 2012. That number (if any) is given in the first column.

	<u>Filed Cases</u>					
Dunklin County	Includes 16 MMOD	201	210	204	NA	NA
Stoddard County	Includes 14 MMOD	353	275	332	NA	NA
Circuit Total		554	485	536	NA	NA

**JURY STATISTICS**

	Trial Begun, No Verdict		Verdict Returned		Total Jury Days	
	Civil	Criminal	Civil	Criminal	Civil	Criminal
Dunklin County	2	1	0	2	2	3
Stoddard County	1	0	1	1	3	1

**FY 2012 PROFILE - 35TH CIRCUIT**  
U.S. Census 2011 Population: 61,781

		Filed	Disposed	Pending End	D/F Ratio	% Change in Filed FY11 - FY12
<b>CRIMINAL</b>						
Felony						
	Dunklin County	639	598	364	0.94	12.5%
	Stoddard County	336	351	137	1.04	14.3%
	Circuit Total	975	949	501	0.97	13.1%
Associate Felony						
	Dunklin County	771	807	796	1.05	-2.7%
	Stoddard County	674	641	447	0.95	17.0%
	Circuit Total	1,445	1,448	1,243	1.00	5.6%
Misdemeanors*						
	Dunklin County*	838	832	1,916	0.99	-6.7%
	Stoddard County*	1,490	1,467	1,194	0.98	1.2%
	Circuit Total	2,328	2,299	3,110	0.99	-1.8%
Traffic*						
	Dunklin County*	411	373	904	0.91	8.7%
	Stoddard County*	549	529	543	0.96	3.6%
	Circuit Total	960	902	1,447	0.94	5.7%
Ordinance**						
	Dunklin County	23	39	35	1.70	-60.3%
	Stoddard County	265	259	44	0.98	96.3%
	Circuit Total	288	298	79	1.03	49.2%
Municipal Cert./TDN						
	Dunklin County	3	0	12	0.00	100.0%
	Stoddard County	0	1	3	NA	-100.0%
	Circuit Total	3	1	15	0.33	200.0%
Criminal Total						
		5,999	5,897	6,395	0.98	5.2%
<b>GRAND TOTALS</b>						
	<b>Dunklin County</b>	<b>4,965</b>	<b>4,950</b>	<b>6,752</b>	<b>1.00</b>	<b>-2.5%</b>
	<b>Stoddard County</b>	<b>5,580</b>	<b>5,485</b>	<b>3,842</b>	<b>0.98</b>	<b>5.6%</b>
	<b>TOTAL</b>	<b>10,545</b>	<b>10,435</b>	<b>10,594</b>	<b>0.99</b>	<b>1.6%</b>

\* For additional misdemeanor and/or traffic caseload information see Tables in Fine Collection Center section/tab.

\*\* For information concerning ordinance cases heard in the municipal division, see Tables in Municipal Division section/tab.



**FY 2012 PROFILE - 36TH CIRCUIT**  
U.S. Census 2011 Population: 57,225

	Filed	Disposed	Pending End	D/F Ratio	% Change in Filed FY11 - FY12
<b>CIVIL</b>					
Circuit Civil					
Butler County	202	197	174	0.98	2.0%
Ripley County	57	74	48	1.30	-28.8%
Circuit Total	259	271	222	1.05	-6.8%
Domestic Relations					
Butler County	1,349	1,273	383	0.94	15.7%
Ripley County	348	339	92	0.97	-5.2%
Circuit Total	1,697	1,612	475	0.95	10.7%
Associate Civil and Small Claims					
Butler County	1,396	1,436	353	1.03	-7.4%
Ripley County	335	341	89	1.02	-9.0%
Circuit Total	1,731	1,777	442	1.03	-7.7%
Civil Total	3,687	3,660	1,139	0.99	0.0%

**PROBATE\***

\* Probate includes decedent's estates, incapacitated/disabled estates, minors' estates, mental health petitions, and probable cause petitions.

Butler County	218	156	829	0.72	-8.8%
Ripley County	53	46	174	0.87	17.8%
Circuit Total	271	202	1,003	0.75	-4.6%

\* Simple probate including abbreviated matters - These case types were not included in the circuit profiles in previous years.

Butler County	224	221	8	0.99	13.1%
Ripley County	27	25	3	0.93	-15.6%
Circuit Total	251	246	11	0.98	9.1%

**JUVENILE\*\***

\*\* The D/F ratio and % change for Juvenile cases are not calculated because Juvenile dispositions do not include supplemental cases. The number of cases filed includes the number of MMOD (motion to modify) codes filed in FY 2012. That number (if any) is given in the first column.

	<u>Filed Cases</u>				
Butler County	Includes 5 MMOD	214	171	190	NA
Ripley County	Includes 3 MMOD	102	86	84	NA
Circuit Total		316	257	274	NA

**JURY STATISTICS**

	Trial Begun, No Verdict		Verdict Returned		Total Jury Days	
	Civil	Criminal	Civil	Criminal	Civil	Criminal
Butler County	5	3	2	3	11	7
Ripley County	0	1	1	2	1	3

**FY 2012 PROFILE - 36TH CIRCUIT**  
U.S. Census 2011 Population: 57,225

		Filed	Disposed	Pending End	D/F Ratio	% Change in Filed FY11 - FY12
<b>CRIMINAL</b>						
Felony						
	Butler County	530	478	215	0.90	11.8%
	Ripley County	129	120	43	0.93	72.0%
	Circuit Total	659	598	258	0.91	20.0%
Associate Felony						
	Butler County	816	680	432	0.83	26.7%
	Ripley County	283	249	156	0.88	83.8%
	Circuit Total	1,099	929	588	0.85	37.7%
Misdemeanors*						
	Butler County*	1,077	1,042	642	0.97	0.8%
	Ripley County*	604	569	405	0.94	-1.1%
	Circuit Total	1,681	1,611	1,047	0.96	0.1%
Traffic*						
	Butler County*	1,167	1,130	627	0.97	-10.3%
	Ripley County*	169	178	60	1.05	-31.3%
	Circuit Total	1,336	1,308	687	0.98	-13.6%
Ordinance**						
	Butler County	153	138	45	0.90	21.4%
	Ripley County	289	326	50	1.13	-16.7%
	Circuit Total	442	464	95	1.05	-6.6%
Municipal Cert./TDN						
	Butler County	1	1	1	1.00	0.0%
	Ripley County	1	1	0	1.00	100.0%
	Circuit Total	2	2	1	1.00	100.0%
Criminal Total		5,219	4,912	2,676	0.94	3.4%
<b>GRAND TOTALS</b>						
	<b>Butler County</b>	<b>7,347</b>	<b>6,923</b>	<b>3,899</b>	<b>0.94</b>	<b>3.2%</b>
	<b>Ripley County</b>	<b>2,397</b>	<b>2,354</b>	<b>1,204</b>	<b>0.98</b>	<b>-0.3%</b>
	<b>TOTAL</b>	<b>9,744</b>	<b>9,277</b>	<b>5,103</b>	<b>0.95</b>	<b>2.3%</b>

\* For additional misdemeanor and/or traffic caseload information see Tables in Fine Collection Center section/tab.

\*\* For information concerning ordinance cases heard in the municipal division, see Tables in Municipal Division section/tab.

**FY 2012 PROFILE - 37TH CIRCUIT**  
U.S. Census 2011 Population: 66,479

	Filed	Disposed	Pending End	D/F Ratio	% Change in Filed FY11 - FY12
<b>CIVIL</b>					
Circuit Civil					
Carter County	39	41	49	1.05	11.4%
Howell County	174	163	171	0.94	4.8%
Oregon County	40	33	53	0.83	5.3%
Shannon County	32	33	36	1.03	-5.9%
Circuit Total	285	270	309	0.95	4.4%
Domestic Relations					
Carter County	159	180	74	1.13	1.3%
Howell County	1,064	1,029	347	0.97	-3.1%
Oregon County	234	218	103	0.93	6.4%
Shannon County	196	166	93	0.85	-4.4%
Circuit Total	1,653	1,593	617	0.96	-1.6%
Associate Civil and Small Claims					
Carter County	156	158	28	1.01	-7.7%
Howell County	921	980	296	1.06	-17.8%
Oregon County	164	177	45	1.08	-21.2%
Shannon County	147	130	62	0.88	-12.5%
Circuit Total	1,388	1,445	431	1.04	-16.7%
Civil Total	3,326	3,308	1,357	0.99	-8.1%

**PROBATE\***

\* Probate includes decedent's estates, incapacitated/disabled estates, minors' estates, mental health petitions, and probable cause petitions.

Carter County	12	10	149	0.83	0.0%
Howell County	122	100	535	0.82	-10.3%
Oregon County	30	21	172	0.70	11.1%
Shannon County	13	12	82	0.92	-48.0%
Circuit Total	177	143	938	0.81	-11.5%

\* Simple probate including abbreviated matters - These case types were not included in the circuit profiles in previous years.

Carter County	21	17	100	0.81	-4.5%
Howell County	522	508	81	0.97	-14.7%
Oregon County	23	24	4	1.04	-69.7%
Shannon County	20	18	9	0.90	-60.8%
Circuit Total	586	567	194	0.97	-23.0%

**JUVENILE\*\***

\*\* The D/F ratio and % change for Juvenile cases are not calculated because Juvenile dispositions do not include supplemental cases. The number of cases filed includes the number of MMOD (motion to modify) codes filed in FY 2012. That number (if any) is given in the first column.

	<u>Filed Cases</u> Includes 0 MMOD					
Carter County	9	1	25	NA	NA	
Howell County	58	77	100	NA	NA	
Oregon County	17	15	28	NA	NA	
Shannon County	2	1	31	NA	NA	
Circuit Total	86	94	184	NA	NA	

**JURY STATISTICS**

	Trial Begun, No Verdict		Verdict Returned		Total Jury Days	
	Civil	Criminal	Civil	Criminal	Civil	Criminal
Carter County	2	1	0	3	2	7
Howell County	1	0	2	4	6	8
Oregon County	0	2	0	3	0	9
Shannon County	0	0	1	0	2	0

**FY 2012 PROFILE - 37TH CIRCUIT**  
U.S. Census 2011 Population: 66,479

		Filed	Disposed	Pending End	D/F Ratio	% Change in Filed FY11 - FY12
<b>CRIMINAL</b>						
Felony						
	Carter County	52	38	51	0.73	126.1%
	Howell County	495	456	279	0.92	32.4%
	Oregon County	100	83	76	0.83	20.5%
	Shannon County	55	48	51	0.87	-1.8%
	Circuit Total	702	625	457	0.89	31.0%
Associate Felony						
	Carter County	82	82	48	1.00	78.3%
	Howell County	674	683	329	1.01	6.8%
	Oregon County	139	122	115	0.88	6.9%
	Shannon County	104	122	85	1.17	-30.2%
	Circuit Total	999	1,009	577	1.01	4.5%
Misdemeanors*						
	Carter County*	266	244	313	0.92	12.2%
	Howell County*	1,393	1,395	1,563	1.00	-0.6%
	Oregon County*	335	301	345	0.90	-17.5%
	Shannon County*	522	563	903	1.08	-50.1%
	Circuit Total	2,516	2,503	3,124	0.99	-18.6%
Traffic*						
	Carter County*	770	698	704	0.91	-0.1%
	Howell County*	2,496	2,251	3,513	0.90	14.1%
	Oregon County*	258	238	232	0.92	6.6%
	Shannon County*	356	320	536	0.90	-13.6%
	Circuit Total	3,880	3,507	4,985	0.90	7.4%
Ordinance**						
	Carter County	1,071	1,062	247	0.99	50.6%
	Howell County	10	1	13	0.10	100.0%
	Oregon County	169	136	105	0.80	-15.1%
	Shannon County	961	874	476	0.91	16.5%
	Circuit Total	2,211	2,073	841	0.94	27.4%
Municipal Cert./TDN						
	Carter County	0	0	0	NA	0.0%
	Howell County	41	24	32	0.59	57.7%
	Oregon County	0	0	2	NA	-100.0%
	Shannon County	1	1	0	1.00	0.0%
	Circuit Total	42	25	34	0.60	35.5%
Criminal Total		10,350	9,742	10,018	0.94	3.9%
<b>GRAND TOTALS</b>						
	Carter County	2,637	2,531	1,788	0.96	20.6%
	Howell County	7,970	7,667	7,259	0.96	1.6%
	Oregon County	1,509	1,368	1,280	0.91	-8.2%
	Shannon County	2,409	2,288	2,364	0.95	-19.1%
	TOTAL	14,525	13,854	12,691	0.95	-0.9%

\* For additional misdemeanor and/or traffic caseload information see Tables in Fine Collection Center section/tab.

\*\* For information concerning ordinance cases heard in the municipal division, see Tables in Municipal Division section/tab.

**FY 2012 PROFILE - 38TH CIRCUIT**  
U.S. Census 2011 Population: 131,306

	Filed	Disposed	Pending End	D/F Ratio	% Change in Filed FY11 - FY12
<b>CIVIL</b>					
Circuit Civil					
Christian County	273	344	409	1.26	-20.6%
Taney County	363	462	518	1.27	-3.7%
Circuit Total	636	806	927	1.27	-11.8%
Domestic Relations					
Christian County	1,186	1,132	583	0.95	12.7%
Taney County	816	818	406	1.00	2.4%
Circuit Total	2,002	1,950	989	0.97	8.3%
Associate Civil and Small Claims					
Christian County	2,244	2,293	657	1.02	-10.5%
Taney County	1,973	1,985	1,088	1.01	-2.9%
Circuit Total	4,217	4,278	1,745	1.01	-7.1%
Civil Total	6,855	7,034	3,661	1.03	-3.6%

**PROBATE\***

\* Probate includes decedent's estates, incapacitated/disabled estates, minors' estates, mental health petitions, and probable cause petitions.

Christian County	98	94	543	0.96	-6.7%
Taney County	84	46	578	0.55	-8.7%
Circuit Total	182	140	1,121	0.77	-7.6%

\* Simple probate including abbreviated matters - These case types were not included in the circuit profiles in previous years.

Christian County	103	102	45	0.99	-23.7%
Taney County	156	131	131	0.84	1.3%
Circuit Total	259	233	176	0.90	-10.4%

**JUVENILE\*\***

\*\* The D/F ratio and % change for Juvenile cases are not calculated because Juvenile dispositions do not include supplemental cases. The number of cases filed includes the number of MMOD (motion to modify) codes filed in FY 2012. That number (if any) is given in the first column.

	<u>Filed Cases</u> Includes 19 MMOD					
Christian County		154	158	134	NA	NA
Taney County	Includes 2 MMOD	166	172	255	NA	NA
Circuit Total		320	330	389	NA	NA

**JURY STATISTICS**

	Trial Begun, No Verdict		Verdict Returned		Total Jury Days	
	Civil	Criminal	Civil	Criminal	Civil	Criminal
Christian County	1	0	1	6	7	12
Taney County	1	6	2	10	4	26

**FY 2012 PROFILE - 38TH CIRCUIT**  
U.S. Census 2011 Population: 131,306

		Filed	Disposed	Pending End	D/F Ratio	% Change in Filed FY11 - FY12
<b>CRIMINAL</b>						
Felony						
	Christian County	403	386	326	0.96	-4.7%
	Taney County	609	605	455	0.99	13.2%
	Circuit Total	1,012	991	781	0.98	5.3%
Associate Felony						
	Christian County	552	551	279	1.00	2.0%
	Taney County	765	846	622	1.11	-3.7%
	Circuit Total	1,317	1,397	901	1.06	-1.3%
Misdemeanors*						
	Christian County*	1,860	1,685	928	0.91	59.0%
	Taney County*	2,305	2,341	2,611	1.02	-2.6%
	Circuit Total	4,165	4,026	3,539	0.97	17.8%
Traffic*						
	Christian County*	743	908	892	1.22	-52.4%
	Taney County*	321	250	1,245	0.78	22.5%
	Circuit Total	1,064	1,158	2,137	1.09	-41.6%
Ordinance**						
	Christian County	18	14	115	0.78	100.0%
	Taney County	0	0	0	NA	0.0%
	Circuit Total	18	14	115	0.78	100.0%
Municipal Cert./TDN						
	Christian County	2	2	9	1.00	-71.4%
	Taney County	11	4	29	0.36	22.2%
	Circuit Total	13	6	38	0.46	-18.8%
Criminal Total						
		7,589	7,592	7,511	1.00	-1.1%
<b>GRAND TOTALS</b>						
	<b>Christian County</b>	<b>7,636</b>	<b>7,669</b>	<b>4,920</b>	<b>1.00</b>	<b>-4.6%</b>
	<b>Taney County</b>	<b>7,569</b>	<b>7,660</b>	<b>7,938</b>	<b>1.01</b>	<b>-0.4%</b>
	<b>TOTAL</b>	<b>15,205</b>	<b>15,329</b>	<b>12,858</b>	<b>1.01</b>	<b>-2.6%</b>

\* For additional misdemeanor and/or traffic caseload information see Tables in Fine Collection Center section/tab.

\*\* For information concerning ordinance cases heard in the municipal division, see Tables in Municipal Division section/tab.

**FY 2012 PROFILE - 39TH CIRCUIT**  
U.S. Census 2011 Population: 106,205

	Filed	Disposed	Pending End	D/F Ratio	% Change in Filed FY11 - FY12
<b>CIVIL</b>					
Circuit Civil					
Barry County	147	188	158	1.28	-12.0%
Lawrence County	135	160	133	1.19	-4.3%
Stone County	372	289	361	0.78	57.6%
Circuit Total	654	637	652	0.97	20.2%
Domestic Relations					
Barry County	826	792	323	0.96	1.6%
Lawrence County	747	680	281	0.91	14.6%
Stone County	335	386	111	1.15	-6.7%
Circuit Total	1,908	1,858	715	0.97	4.6%
Associate Civil and Small Claims					
Barry County	1,078	1,068	266	0.99	-4.3%
Lawrence County	844	850	208	1.01	-17.2%
Stone County	680	739	196	1.09	-24.9%
Circuit Total	2,602	2,657	670	1.02	-14.7%
Civil Total	5,164	5,152	2,037	1.00	-4.7%

**PROBATE\***

\* Probate includes decedent's estates, incapacitated/disabled estates, minors' estates, mental health petitions, and probable cause petitions.

Barry County	112	101	527	0.90	-3.4%
Lawrence County	73	99	482	1.36	-6.4%
Stone County	57	40	261	0.70	23.9%
Circuit Total	242	240	1,270	0.99	0.8%

\* Simple probate including abbreviated matters - These case types were not included in the circuit profiles in previous years.

Barry County	69	66	14	0.96	-21.6%
Lawrence County	78	76	51	0.97	-11.4%
Stone County	47	50	35	1.06	-20.3%
Circuit Total	194	192	100	0.99	-17.4%

**JUVENILE\*\***

\*\* The D/F ratio and % change for Juvenile cases are not calculated because Juvenile dispositions do not include supplemental cases. The number of cases filed includes the number of MMOD (motion to modify) codes filed in FY 2012. That number (if any) is given in the first column.

	<u>Filed Cases</u> Includes 0 MMOD					
Barry County	115	128	145	NA	NA	
Lawrence County	147	97	138	NA	NA	
Stone County	75	66	110	NA	NA	
Circuit Total	337	291	393	NA	NA	

**JURY STATISTICS**

	Trial Begun, No Verdict		Verdict Returned		Total Jury Days	
	Civil	Criminal	Civil	Criminal	Civil	Criminal
Barry County	1	3	3	3	11	12
Lawrence County	0	4	0	1	0	6
Stone County	2	1	0	1	2	2

**FY 2012 PROFILE - 39TH CIRCUIT**  
U.S. Census 2011 Population: 106,205

	Filed	Disposed	Pending End	D/F Ratio	% Change in Filed FY11 - FY12
<b>CRIMINAL</b>					
Felony					
Barry County	386	353	260	0.91	45.7%
Lawrence County	427	337	304	0.79	61.1%
Stone County	272	261	156	0.96	23.1%
Circuit Total	1,085	951	720	0.88	44.5%
Associate Felony					
Barry County	626	644	513	1.03	11.6%
Lawrence County	626	565	442	0.90	24.2%
Stone County	427	423	181	0.99	11.2%
Circuit Total	1,679	1,632	1,136	0.97	15.9%
Misdemeanors*					
Barry County*	740	747	1,104	1.01	-6.1%
Lawrence County*	1,544	1,654	1,222	1.07	-10.9%
Stone County*	1,024	847	732	0.83	50.6%
Circuit Total	3,308	3,248	3,058	0.98	3.3%
Traffic*					
Barry County*	1,234	1,116	742	0.90	8.2%
Lawrence County*	188	289	637	1.54	-23.3%
Stone County*	602	575	385	0.96	-21.9%
Circuit Total	2,024	1,980	1,764	0.98	-6.1%
Ordinance**					
Barry County	0	0	0	NA	0.0%
Lawrence County	4	3	1	0.75	100.0%
Stone County	57	53	27	0.93	-20.8%
Circuit Total	61	56	28	0.92	-17.6%
Municipal Cert./TDN					
Barry County	2	2	2	1.00	-50.0%
Lawrence County	1	0	4	0.00	100.0%
Stone County	1	0	4	0.00	100.0%
Circuit Total	4	2	10	0.50	0.0%
Criminal Total	8,161	7,869	6,716	0.96	6.9%
<b>GRAND TOTALS</b>					
Barry County	5,335	5,205	4,054	0.98	3.3%
Lawrence County	4,814	4,810	3,903	1.00	-0.5%
Stone County	3,949	3,729	2,559	0.94	3.7%
TOTAL	14,098	13,744	10,516	0.97	2.1%

\* For additional misdemeanor and/or traffic caseload information see Tables in Fine Collection Center section/tab.

\*\* For information concerning ordinance cases heard in the municipal division, see Tables in Municipal Division section/tab.



**FY 2012 PROFILE - 40TH CIRCUIT**  
U.S. Census 2011 Population: 81,391

	Filed	Disposed	Pending End	D/F Ratio	% Change in Filed FY11 - FY12
<b>CIVIL</b>					
Circuit Civil					
McDonald County	88	97	71	1.10	-16.2%
Newton County	210	233	242	1.11	-12.1%
Circuit Total	298	330	313	1.11	-13.4%
Domestic Relations					
McDonald County	550	517	166	0.94	6.2%
Newton County	831	780	371	0.94	13.8%
Circuit Total	1,381	1,297	537	0.94	10.7%
Associate Civil and Small Claims					
McDonald County	617	633	146	1.03	-15.7%
Newton County	1,827	1,998	490	1.09	-5.7%
Circuit Total	2,444	2,631	636	1.08	-8.5%
Civil Total	4,123	4,258	1,486	1.03	-3.3%

**PROBATE\***

\* Probate includes decedent's estates, incapacitated/disabled estates, minors' estates, mental health petitions, and probable cause petitions.

McDonald County	80	63	362	0.79	-1.2%
Newton County	276	190	1,416	0.69	-14.3%
Circuit Total	356	253	1,778	0.71	-11.7%

\* Simple probate including abbreviated matters - These case types were not included in the circuit profiles in previous years.

McDonald County	40	31	21	0.78	29.0%
Newton County	1,114	954	2,498	0.86	15.6%
Circuit Total	1,154	985	2,519	0.85	16.0%

**JUVENILE\*\***

\*\* The D/F ratio and % change for Juvenile cases are not calculated because Juvenile dispositions do not include supplemental cases. The number of cases filed includes the number of MMOD (motion to modify) codes filed in FY 2012. That number (if any) is given in the first column.

	<u>Filed Cases</u>				
McDonald County	Includes 6 MMOD	104	116	115	NA
Newton County	Includes 7 MMOD	354	326	420	NA
Circuit Total		458	442	535	NA

**JURY STATISTICS**

	Trial Begun, No Verdict		Verdict Returned		Total Jury Days	
	Civil	Criminal	Civil	Criminal	Civil	Criminal
McDonald County	2	2	2	4	6	12
Newton County	0	3	1	5	4	14

**FY 2012 PROFILE - 40TH CIRCUIT**  
U.S. Census 2011 Population: 81,391

		Filed	Disposed	Pending End	D/F Ratio	% Change in Filed FY11 - FY12
<b>CRIMINAL</b>						
Felony						
	McDonald County	170	160	75	0.94	-17.9%
	Newton County	315	308	181	0.98	-4.8%
	Circuit Total	485	468	256	0.96	-9.9%
Associate Felony						
	McDonald County	335	306	379	0.91	-17.5%
	Newton County	712	683	517	0.96	2.6%
	Circuit Total	1,047	989	896	0.94	-4.8%
Misdemeanors*						
	McDonald County*	873	784	1,963	0.90	-14.1%
	Newton County*	2,464	2,349	1,928	0.95	30.5%
	Circuit Total	3,337	3,133	3,891	0.94	14.9%
Traffic*						
	McDonald County*	560	587	520	1.05	-20.2%
	Newton County*	1,706	1,873	1,582	1.10	-18.0%
	Circuit Total	2,266	2,460	2,102	1.09	-18.6%
Ordinance**						
	McDonald County	11	20	18	1.82	-35.3%
	Newton County	4	5	1	1.25	300.0%
	Circuit Total	15	25	19	1.67	-16.7%
Municipal Cert./TDN						
	McDonald County	2	2	0	1.00	100.0%
	Newton County	1	1	0	1.00	100.0%
	Circuit Total	3	3	0	1.00	200.0%
Criminal Total						
		7,153	7,078	7,164	0.99	-2.6%
<b>GRAND TOTALS</b>						
	<b>McDonald County</b>	<b>3,430</b>	<b>3,316</b>	<b>3,836</b>	<b>0.97</b>	<b>-12.7%</b>
	<b>Newton County</b>	<b>9,814</b>	<b>9,700</b>	<b>9,646</b>	<b>0.99</b>	<b>2.9%</b>
	<b>TOTAL</b>	<b>13,244</b>	<b>13,016</b>	<b>13,482</b>	<b>0.98</b>	<b>-1.6%</b>

\* For additional misdemeanor and/or traffic caseload information see Tables in Fine Collection Center section/tab.

\*\* For information concerning ordinance cases heard in the municipal division, see Tables in Municipal Division section/tab.

**FY 2012 PROFILE - 41ST CIRCUIT**  
U.S. Census 2011 Population: 21,871

	Filed	Disposed	Pending End	D/F Ratio	% Change in Filed FY11 - FY12
<b>CIVIL</b>					
Circuit Civil					
Macon County	48	42	58	0.88	-7.7%
Shelby County	13	18	13	1.38	-35.0%
Circuit Total	61	60	71	0.98	-15.3%
Domestic Relations					
Macon County	187	171	112	0.91	-6.5%
Shelby County	103	110	32	1.07	-5.5%
Circuit Total	290	281	144	0.97	-6.1%
Associate Civil and Small Claims					
Macon County	417	450	109	1.08	-4.8%
Shelby County	135	147	15	1.09	-8.8%
Circuit Total	552	597	124	1.08	-5.8%
Civil Total	903	938	339	1.04	-6.6%

**PROBATE\***

\* Probate includes decedent's estates, incapacitated/disabled estates, minors' estates, mental health petitions, and probable cause petitions.

Macon County	48	31	241	0.65	41.2%
Shelby County	13	19	92	1.46	-7.1%
Circuit Total	61	50	333	0.82	27.1%

\* Simple probate including abbreviated matters - These case types were not included in the circuit profiles in previous years.

Macon County	96	88	33	0.92	54.8%
Shelby County	26	24	27	0.92	0.0%
Circuit Total	122	112	60	0.92	38.6%

**JUVENILE\*\***

\*\* The D/F ratio and % change for Juvenile cases are not calculated because Juvenile dispositions do not include supplemental cases. The number of cases filed includes the number of MMOD (motion to modify) codes filed in FY 2012. That number (if any) is given in the first column.

	<u>Filed Cases</u>				
Macon County	Includes 0 MMOD	59	40	97	NA
Shelby County	Includes 9 MMOD	40	36	34	NA
Circuit Total		99	76	131	NA

**JURY STATISTICS**

	Trial Begun, No Verdict		Verdict Returned		Total Jury Days	
	Civil	Criminal	Civil	Criminal	Civil	Criminal
Macon County	0	0	0	3	0	3
Shelby County	0	0	0	1	0	1

**FY 2012 PROFILE - 41ST CIRCUIT**  
U.S. Census 2011 Population: 21,871

		Filed	Disposed	Pending End	D/F Ratio	% Change in Filed FY11 - FY12
<b>CRIMINAL</b>						
Felony						
	Macon County	169	162	91	0.96	-7.7%
	Shelby County	34	38	14	1.12	-20.9%
	Circuit Total	203	200	105	0.99	-10.2%
Associate Felony						
	Macon County	187	197	66	1.05	-18.7%
	Shelby County	36	40	20	1.11	-37.9%
	Circuit Total	223	237	86	1.06	-22.6%
Misdemeanors*						
	Macon County*	448	459	214	1.02	-8.8%
	Shelby County*	212	211	168	1.00	7.1%
	Circuit Total	660	670	382	1.02	-4.2%
Traffic*						
	Macon County*	760	716	252	0.94	-10.1%
	Shelby County*	305	280	187	0.92	-11.6%
	Circuit Total	1,065	996	439	0.94	-10.5%
Ordinance**						
	Macon County	26	26	4	1.00	-48.0%
	Shelby County	4	4	2	1.00	100.0%
	Circuit Total	30	30	6	1.00	-40.0%
Municipal Cert./TDN						
	Macon County	7	6	1	0.86	100.0%
	Shelby County	8	9	2	1.13	0.0%
	Circuit Total	15	15	3	1.00	87.5%
Criminal Total		2,196	2,148	1,021	0.98	-10.4%
<b>GRAND TOTALS</b>						
	<b>Macon County</b>	<b>2,452</b>	<b>2,388</b>	<b>1,278</b>	<b>0.97</b>	<b>-7.5%</b>
	<b>Shelby County</b>	<b>929</b>	<b>936</b>	<b>606</b>	<b>1.01</b>	<b>-7.7%</b>
	<b>TOTAL</b>	<b>3,381</b>	<b>3,324</b>	<b>1,884</b>	<b>0.98</b>	<b>-7.6%</b>

\* For additional misdemeanor and/or traffic caseload information see Tables in Fine Collection Center section/tab.

\*\* For information concerning ordinance cases heard in the municipal division, see Tables in Municipal Division section/tab.

**FY 2012 PROFILE - 42ND CIRCUIT**  
U.S. Census 2011 Population: 71,195

		Filed	Disposed	Pending End	D/F Ratio	% Change in Filed FY11 - FY12
<b>CIVIL</b>						
Circuit Civil						
	Crawford County	97	85	102	0.88	18.3%
	Dent County	91	68	92	0.75	89.6%
	Iron County	30	34	57	1.13	-36.2%
	Reynolds County	22	29	27	1.32	-26.7%
	Wayne County	55	53	51	0.96	7.8%
	Circuit Total	295	269	329	0.91	14.3%
Domestic Relations						
	Crawford County	544	572	205	1.05	1.3%
	Dent County	306	294	118	0.96	4.4%
	Iron County	188	203	116	1.08	-14.9%
	Reynolds County	117	106	73	0.91	-1.7%
	Wayne County	236	217	107	0.92	7.8%
	Circuit Total	1,391	1,392	619	1.00	0.1%
Associate Civil and Small Claims						
	Crawford County	521	596	140	1.14	-14.2%
	Dent County	284	330	84	1.16	-30.6%
	Iron County	244	254	62	1.04	4.3%
	Reynolds County	111	124	26	1.12	-15.9%
	Wayne County	279	298	108	1.07	-4.8%
	Circuit Total	1,439	1,602	420	1.11	-14.1%
Civil Total		3,125	3,263	1,368	1.04	-5.9%

**PROBATE\***

\* Probate includes decedent's estates, incapacitated/disabled estates, minors' estates, mental health petitions, and probable cause petitions.

Crawford County	79	84	316	1.06	21.5%
Dent County	37	33	244	0.89	0.0%
Iron County	16	9	168	0.56	6.7%
Reynolds County	11	8	81	0.73	57.1%
Wayne County	34	38	172	1.12	-17.1%
Circuit Total	177	172	981	0.97	7.3%

\* Simple probate including abbreviated matters - These case types were not included in the circuit profiles in previous years.

Crawford County	200	200	4	1.00	48.1%
Dent County	91	92	31	1.01	21.3%
Iron County	42	39	30	0.93	-22.2%
Reynolds County	23	18	27	0.78	9.5%
Wayne County	45	37	44	0.82	-22.4%
Circuit Total	401	386	136	0.96	16.9%

**JUVENILE\*\***

\*\* The D/F ratio and % change for Juvenile cases are not calculated because Juvenile dispositions do not include supplemental cases. The number of cases filed includes the number of MMOD (motion to modify) codes filed in FY 2012. That number (if any) is given in the first column.

	Filed Cases					
Crawford County	Includes 1 MMOD	53	71	48	NA	NA
Dent County	Includes 0 MMOD	24	19	41	NA	NA
Iron County	Includes 0 MMOD	41	40	54	NA	NA
Reynolds County	Includes 0 MMOD	10	13	34	NA	NA
Wayne County	Includes 0 MMOD	32	32	61	NA	NA
Circuit Total		160	175	238	NA	NA

**JURY STATISTICS**

	Trial Begun, No Verdict		Verdict Returned		Total Jury Days	
	Civil	Criminal	Civil	Criminal	Civil	Criminal
Crawford County	0	1	0	5	0	6
Dent County	0	0	0	0	0	0
Iron County	0	2	0	2	0	3
Reynolds County	0	0	0	0	0	0
Wayne County	0	0	0	0	0	0

**FY 2012 PROFILE - 42ND CIRCUIT**  
U.S. Census 2011 Population: 71,195

		Filed	Disposed	Pending End	D/F Ratio	% Change in Filed FY11 - FY12
<b>CRIMINAL</b>						
Felony						
	Crawford County	479	389	267	0.81	32.0%
	Dent County	248	264	109	1.06	-11.1%
	Iron County	78	78	62	1.00	-20.4%
	Reynolds County	63	60	29	0.95	16.7%
	Wayne County	150	159	19	1.06	23.0%
	Circuit Total	1,018	950	486	0.93	11.1%
Associate Felony						
	Crawford County	519	537	247	1.03	13.3%
	Dent County	302	323	127	1.07	-15.4%
	Iron County	114	112	57	0.98	-20.3%
	Reynolds County	88	93	37	1.06	18.9%
	Wayne County	332	257	182	0.77	43.7%
	Circuit Total	1,355	1,322	650	0.98	7.3%
Misdemeanors*						
	Crawford County*	1,160	1,149	642	0.99	-0.5%
	Dent County*	426	435	248	1.02	-13.2%
	Iron County*	194	196	120	1.01	-2.5%
	Reynolds County*	346	352	168	1.02	-5.2%
	Wayne County*	679	551	680	0.81	23.0%
	Circuit Total	2,805	2,683	1,858	0.96	1.2%
Traffic*						
	Crawford County*	2,212	2,182	811	0.99	-0.4%
	Dent County*	1,119	1,075	334	0.96	6.2%
	Iron County*	297	331	185	1.11	13.8%
	Reynolds County*	0	12	0	NA	-100.0%
	Wayne County*	1,540	1,428	843	0.93	21.5%
	Circuit Total	5,168	5,028	2,173	0.97	7.6%
Ordinance**						
	Crawford County	185	233	50	1.26	-30.5%
	Dent County	508	469	207	0.92	18.4%
	Iron County	0	1	14	NA	0.0%
	Reynolds County	0	0	0	NA	0.0%
	Wayne County	0	0	0	NA	0.0%
	Circuit Total	693	703	271	1.01	-0.3%
Municipal Cert./TDN						
	Crawford County	0	0	0	NA	0.0%
	Dent County	0	0	0	NA	-100.0%
	Iron County	3	3	0	1.00	100.0%
	Reynolds County	4	1	3	0.25	100.0%
	Wayne County	0	0	0	NA	0.0%
	Circuit Total	7	4	3	0.57	600.0%
Criminal Total		11,046	10,690	5,441	0.97	5.7%
<b>GRAND TOTALS</b>						
	<b>Crawford County</b>	<b>6,049</b>	<b>6,098</b>	<b>2,832</b>	<b>1.01</b>	<b>1.5%</b>
	<b>Dent County</b>	<b>3,436</b>	<b>3,402</b>	<b>1,635</b>	<b>0.99</b>	<b>-1.9%</b>
	<b>Iron County</b>	<b>1,247</b>	<b>1,300</b>	<b>925</b>	<b>1.04</b>	<b>-4.2%</b>
	<b>Reynolds County</b>	<b>795</b>	<b>816</b>	<b>505</b>	<b>1.03</b>	<b>-2.8%</b>
	<b>Wayne County</b>	<b>3,382</b>	<b>3,070</b>	<b>2,267</b>	<b>0.91</b>	<b>18.2%</b>
	<b>TOTAL</b>	<b>14,909</b>	<b>14,686</b>	<b>8,164</b>	<b>0.99</b>	<b>3.2%</b>

\* For additional misdemeanor and/or traffic caseload information see Tables in Fine Collection Center section/tab.

\*\* For information concerning ordinance cases heard in the municipal division, see Tables in Municipal Division section/tab.

**FY 2012 PROFILE - 43RD CIRCUIT**  
U.S. Census 2011 Population: 66,258

		Filed	Disposed	Pending End	D/F Ratio	% Change in Filed FY11 - FY12
<b>CIVIL</b>						
Circuit Civil						
	Caldwell County	41	41	36	1.00	24.2%
	Clinton County	73	74	88	1.01	7.4%
	Daviess County	27	35	28	1.30	-3.6%
	DeKalb County	56	49	55	0.88	21.7%
	Livingston County	62	75	64	1.21	-18.4%
	Circuit Total	259	274	271	1.06	3.2%
Domestic Relations						
	Caldwell County	129	136	90	1.05	-12.2%
	Clinton County	260	232	209	0.89	-6.1%
	Daviess County	108	90	76	0.83	35.0%
	DeKalb County	105	125	88	1.19	-39.3%
	Livingston County	264	302	80	1.14	-1.5%
	Circuit Total	866	885	543	1.02	-8.4%
Associate Civil and Small Claims						
	Caldwell County	268	275	67	1.03	-1.1%
	Clinton County	671	679	236	1.01	-17.2%
	Daviess County	163	155	70	0.95	-18.9%
	DeKalb County	297	324	58	1.09	-12.1%
	Livingston County	296	309	67	1.04	-26.9%
	Circuit Total	1,695	1,742	498	1.03	-16.3%
Civil Total		2,820	2,901	1,312	1.03	-12.4%

**PROBATE\***

\* Probate includes decedent's estates, incapacitated/disabled estates, minors' estates, mental health petitions, and probable cause petitions.

Caldwell County	12	12	128	1.00	20.0%
Clinton County	38	28	286	0.74	2.7%
Daviess County	15	18	75	1.20	-11.8%
DeKalb County	24	26	101	1.08	-22.6%
Livingston County	35	41	220	1.17	-27.1%
Circuit Total	124	125	810	1.01	-13.3%

\* Simple probate including abbreviated matters - These case types were not included in the circuit profiles in previous years.

Caldwell County	32	21	172	0.66	-3.0%
Clinton County	35	18	189	0.51	-35.2%
Daviess County	22	15	23	0.68	-18.5%
DeKalb County	19	22	2	1.16	-38.7%
Livingston County	68	66	65	0.97	-23.6%
Circuit Total	176	142	451	0.81	-24.8%

**JUVENILE\*\***

\*\* The D/F ratio and % change for Juvenile cases are not calculated because Juvenile dispositions do not include supplemental cases. The number of cases filed includes the number of MMOD (motion to modify) codes filed in FY 2012. That number (if any) is given in the first column.

	Filed Cases					
Caldwell County	Includes 2 MMOD	41	30	42	NA	NA
Clinton County	Includes 20 MMOD	98	52	107	NA	NA
Daviess County	Includes 6 MMOD	36	15	41	NA	NA
DeKalb County	Includes 5 MMOD	50	9	57	NA	NA
Livingston County	Includes 5 MMOD	49	29	61	NA	NA
Circuit Total		274	135	308	NA	NA

**JURY STATISTICS**

	Trial Begun, No Verdict		Verdict Returned		Total Jury Days	
	Civil	Criminal	Civil	Criminal	Civil	Criminal
Caldwell County	0	0	0	1	0	1
Clinton County	1	0	0	0	1	0
Daviess County	0	0	0	4	0	5
DeKalb County	0	1	0	0	0	1
Livingston County	0	0	0	2	0	4

**FY 2012 PROFILE - 43RD CIRCUIT**  
U.S. Census 2011 Population: 66,258

		Filed	Disposed	Pending End	D/F Ratio	% Change in Filed FY11 - FY12
<b>CRIMINAL</b>						
Felony						
	Caldwell County	68	72	17	1.06	17.2%
	Clinton County	119	107	86	0.90	28.0%
	Daviess County	115	108	53	0.94	40.2%
	DeKalb County	87	94	38	1.08	-3.3%
	Livingston County	156	140	45	0.90	4.0%
	Circuit Total	545	521	239	0.96	15.2%
Associate Felony						
	Caldwell County	105	97	41	0.92	43.8%
	Clinton County	179	217	98	1.21	-19.4%
	Daviess County	141	147	93	1.04	9.3%
	DeKalb County	145	148	75	1.02	-10.5%
	Livingston County	206	203	50	0.99	4.6%
	Circuit Total	776	812	357	1.05	-0.9%
Misdemeanors*						
	Caldwell County*	269	256	202	0.95	1.9%
	Clinton County*	523	612	446	1.17	-10.0%
	Daviess County	341	294	776	0.86	22.7%
	DeKalb County*	337	345	338	1.02	-2.3%
	Livingston County	333	359	147	1.08	-29.0%
	Circuit Total	1,803	1,866	1,909	1.03	-6.9%
Traffic*						
	Caldwell County*	411	404	450	0.98	-4.6%
	Clinton County*	1,103	1,033	1,087	0.94	8.7%
	Daviess County	1,267	1,254	1,856	0.99	-8.4%
	DeKalb County*	273	280	580	1.03	-22.9%
	Livingston County	450	461	212	1.02	-31.0%
	Circuit Total	3,504	3,432	4,185	0.98	-8.6%
Ordinance**						
	Caldwell County	4	1	7	0.25	100.0%
	Clinton County	0	0	0	NA	0.0%
	Daviess County	277	244	210	0.88	123.4%
	DeKalb County	7	6	4	0.86	-41.7%
	Livingston County	615	582	208	0.95	-24.5%
	Circuit Total	903	833	429	0.92	-5.0%
Municipal Cert./TDN						
	Caldwell County	0	0	0	NA	0.0%
	Clinton County	4	0	3	0.00	0.0%
	Daviess County	0	3	0	NA	0.0%
	DeKalb County	0	1	0	NA	0.0%
	Livingston County	1	0	0	0.00	100.0%
	Circuit Total	5	4	3	0.80	25.0%
Criminal Total		7,536	7,468	7,122	0.99	-5.6%
<b>GRAND TOTALS</b>						
	Caldwell County	1,380	1,345	1,252	0.97	2.4%
	Clinton County	3,103	3,052	2,835	0.98	-4.2%
	Daviess County	2,512	2,378	3,301	0.95	6.3%
	DeKalb County	1,400	1,429	1,396	1.02	-12.2%
	Livingston County	2,535	2,567	1,219	1.01	-20.8%
	<b>TOTAL</b>	<b>10,930</b>	<b>10,771</b>	<b>10,003</b>	<b>0.99</b>	<b>-6.9%</b>

\* For additional misdemeanor and/or traffic caseload information see Tables in Fine Collection Center section/tab.

\*\* For information concerning ordinance cases heard in the municipal division, see Tables in Municipal Division section/tab.



**FY 2012 PROFILE - 44TH CIRCUIT**  
U.S. Census 2011 Population: 41,859

	Filed	Disposed	Pending End	D/F Ratio	% Change in Filed FY11 - FY12
<b>CIVIL</b>					
Circuit Civil					
Douglas County	45	47	61	1.04	-6.3%
Ozark County	62	75	46	1.21	-10.1%
Wright County	134	131	91	0.98	-2.2%
Circuit Total	241	253	198	1.05	-5.1%
Domestic Relations					
Douglas County	333	344	109	1.03	-13.5%
Ozark County	176	169	47	0.96	28.5%
Wright County	389	405	126	1.04	-5.8%
Circuit Total	898	918	282	1.02	-4.0%
Associate Civil and Small Claims					
Douglas County	198	195	71	0.98	-10.4%
Ozark County	144	138	27	0.96	-7.7%
Wright County	275	270	48	0.98	-24.0%
Circuit Total	617	603	146	0.98	-16.5%
Civil Total	1,756	1,774	626	1.01	-8.9%

**PROBATE\***

\* Probate includes decedent's estates, incapacitated/disabled estates, minors' estates, mental health petitions, and probable cause petitions.

Douglas County	35	24	184	0.69	0.0%
Ozark County	31	19	119	0.61	72.2%
Wright County	31	28	246	0.90	-24.4%
Circuit Total	97	71	549	0.73	3.2%

\* Simple probate including abbreviated matters - These case types were not included in the circuit profiles in previous years.

Douglas County	31	24	14	0.77	-47.5%
Ozark County	27	24	12	0.89	-58.5%
Wright County	58	52	14	0.90	16.0%
Circuit Total	116	100	40	0.86	-33.3%

**JUVENILE\*\***

\*\* The D/F ratio and % change for Juvenile cases are not calculated because Juvenile dispositions do not include supplemental cases. The number of cases filed includes the number of MMOD (motion to modify) codes filed in FY 2012. That number (if any) is given in the first column.

	<u>Filed Cases</u> Includes 0 MMOD					
Douglas County	44	45	50	NA	NA	
Ozark County	15	25	14	NA	NA	
Wright County	84	64	87	NA	NA	
Circuit Total	143	134	151	NA	NA	

**JURY STATISTICS**

	Trial Begun, No Verdict		Verdict Returned		Total Jury Days	
	Civil	Criminal	Civil	Criminal	Civil	Criminal
Douglas County	0	0	1	2	9	3
Ozark County	1	0	0	0	1	0
Wright County	1	0	1	3	7	4

**FY 2012 PROFILE - 44TH CIRCUIT**  
U.S. Census 2011 Population: 41,859

		Filed	Disposed	Pending End	D/F Ratio	% Change in Filed FY11 - FY12
<b>CRIMINAL</b>						
Felony						
	Douglas County	108	121	78	1.12	-25.5%
	Ozark County	79	95	55	1.20	19.7%
	Wright County	259	226	108	0.87	2.4%
	Circuit Total	446	442	241	0.99	-3.9%
Associate Felony						
	Douglas County	175	144	138	0.82	-6.9%
	Ozark County	79	104	42	1.32	-32.5%
	Wright County	288	271	173	0.94	5.5%
	Circuit Total	542	519	353	0.96	-6.2%
Misdemeanors*						
	Douglas County*	271	318	316	1.17	-17.4%
	Ozark County*	287	293	284	1.02	-27.0%
	Wright County*	326	312	420	0.96	-7.6%
	Circuit Total	884	923	1,020	1.04	-17.7%
Traffic*						
	Douglas County*	366	361	490	0.99	-15.5%
	Ozark County*	267	215	433	0.81	10.3%
	Wright County*	1,091	1,033	778	0.95	-4.8%
	Circuit Total	1,724	1,609	1,701	0.93	-5.3%
Ordinance**						
	Douglas County	0	0	0	NA	0.0%
	Ozark County	48	46	11	0.96	-44.8%
	Wright County	0	0	0	NA	0.0%
	Circuit Total	48	46	11	0.96	-44.8%
Municipal Cert./TDN						
	Douglas County	0	0	0	NA	0.0%
	Ozark County	0	0	0	NA	0.0%
	Wright County	2	0	2	0.00	100.0%
	Circuit Total	2	0	2	0.00	100.0%
Criminal Total						
		3,646	3,539	3,328	0.97	-9.4%
<b>GRAND TOTALS</b>						
	<b>Douglas County</b>	<b>1,606</b>	<b>1,623</b>	<b>1,511</b>	<b>1.01</b>	<b>-14.3%</b>
	<b>Ozark County</b>	<b>1,215</b>	<b>1,203</b>	<b>1,090</b>	<b>0.99</b>	<b>-11.8%</b>
	<b>Wright County</b>	<b>2,937</b>	<b>2,792</b>	<b>2,093</b>	<b>0.95</b>	<b>-5.3%</b>
	<b>TOTAL</b>	<b>5,758</b>	<b>5,618</b>	<b>4,694</b>	<b>0.98</b>	<b>-9.3%</b>

\* For additional misdemeanor and/or traffic caseload information see Tables in Fine Collection Center section/tab.

\*\* For information concerning ordinance cases heard in the municipal division, see Tables in Municipal Division section/tab.

**FY 2012 PROFILE - 45TH CIRCUIT**  
U.S. Census 2011 Population: 71,648

	Filed	Disposed	Pending End	D/F Ratio	% Change in Filed FY11 - FY12
<b>CIVIL</b>					
Circuit Civil					
Lincoln County	192	219	122	1.14	-3.5%
Pike County	78	81	41	1.04	4.0%
Circuit Total	270	300	163	1.11	-1.5%
Domestic Relations					
Lincoln County	1,090	1,065	256	0.98	8.7%
Pike County	298	275	96	0.92	0.0%
Circuit Total	1,388	1,340	352	0.97	6.7%
Associate Civil and Small Claims					
Lincoln County	1,716	1,680	376	0.98	-7.8%
Pike County	406	442	86	1.09	-26.8%
Circuit Total	2,122	2,122	462	1.00	-12.2%
Civil Total	3,780	3,762	977	1.00	-5.3%

**PROBATE\***

\* Probate includes decedent's estates, incapacitated/disabled estates, minors' estates, mental health petitions, and probable cause petitions.

Lincoln County	103	64	390	0.62	21.2%
Pike County	40	41	238	1.03	29.0%
Circuit Total	143	105	628	0.73	23.3%

\* Simple probate including abbreviated matters - These case types were not included in the circuit profiles in previous years.

Lincoln County	117	111	17	0.95	25.8%
Pike County	54	55	11	1.02	22.7%
Circuit Total	171	166	28	0.97	24.8%

**JUVENILE\*\***

\*\* The D/F ratio and % change for Juvenile cases are not calculated because Juvenile dispositions do not include supplemental cases. The number of cases filed includes the number of MMOD (motion to modify) codes filed in FY 2012. That number (if any) is given in the first column.

	<u>Filed Cases</u>					
Lincoln County	Includes 0 MMOD	147	134	187	NA	NA
Pike County	Includes 2 MMOD	59	44	82	NA	NA
Circuit Total		206	178	269	NA	NA

**JURY STATISTICS**

	Trial Begun, No Verdict		Verdict Returned		Total Jury Days	
	Civil	Criminal	Civil	Criminal	Civil	Criminal
Lincoln County	1	1	4	5	9	9
Pike County	0	2	1	2	1	7

**FY 2012 PROFILE - 45TH CIRCUIT**  
U.S. Census 2011 Population: 71,648

		Filed	Disposed	Pending End	D/F Ratio	% Change in Filed FY11 - FY12
<b>CRIMINAL</b>						
Felony						
	Lincoln County	560	558	223	1.00	25.0%
	Pike County	166	166	41	1.00	0.6%
	Circuit Total	726	724	264	1.00	18.4%
Associate Felony						
	Lincoln County	614	728	232	1.19	-8.8%
	Pike County	182	185	76	1.02	-13.3%
	Circuit Total	796	913	308	1.15	-9.9%
Misdemeanors*						
	Lincoln County*	816	997	696	1.22	-14.1%
	Pike County*	249	261	273	1.05	-17.3%
	Circuit Total	1,065	1,258	969	1.18	-14.9%
Traffic*						
	Lincoln County*	2,277	2,486	748	1.09	10.5%
	Pike County*	670	695	498	1.04	-34.2%
	Circuit Total	2,947	3,181	1,246	1.08	-4.3%
Ordinance**						
	Lincoln County	594	607	83	1.02	3.1%
	Pike County	0	0	0	NA	0.0%
	Circuit Total	594	607	83	1.02	3.1%
Municipal Cert./TDN						
	Lincoln County	11	10	7	0.91	83.3%
	Pike County	7	9	0	1.29	250.0%
	Circuit Total	18	19	7	1.06	125.0%
Criminal Total						
		6,146	6,702	2,877	1.09	-4.1%
<b>GRAND TOTALS</b>						
	<b>Lincoln County</b>	<b>8,237</b>	<b>8,659</b>	<b>3,337</b>	<b>1.05</b>	<b>1.7%</b>
	<b>Pike County</b>	<b>2,209</b>	<b>2,254</b>	<b>1,442</b>	<b>1.02</b>	<b>-19.6%</b>
	<b>TOTAL</b>	<b>10,446</b>	<b>10,913</b>	<b>4,779</b>	<b>1.04</b>	<b>-3.7%</b>

\* For additional misdemeanor and/or traffic caseload information see Tables in Fine Collection Center section/tab.

\*\* For information concerning ordinance cases heard in the municipal division, see Tables in Municipal Division section/tab.

(This page intentionally left blank.)

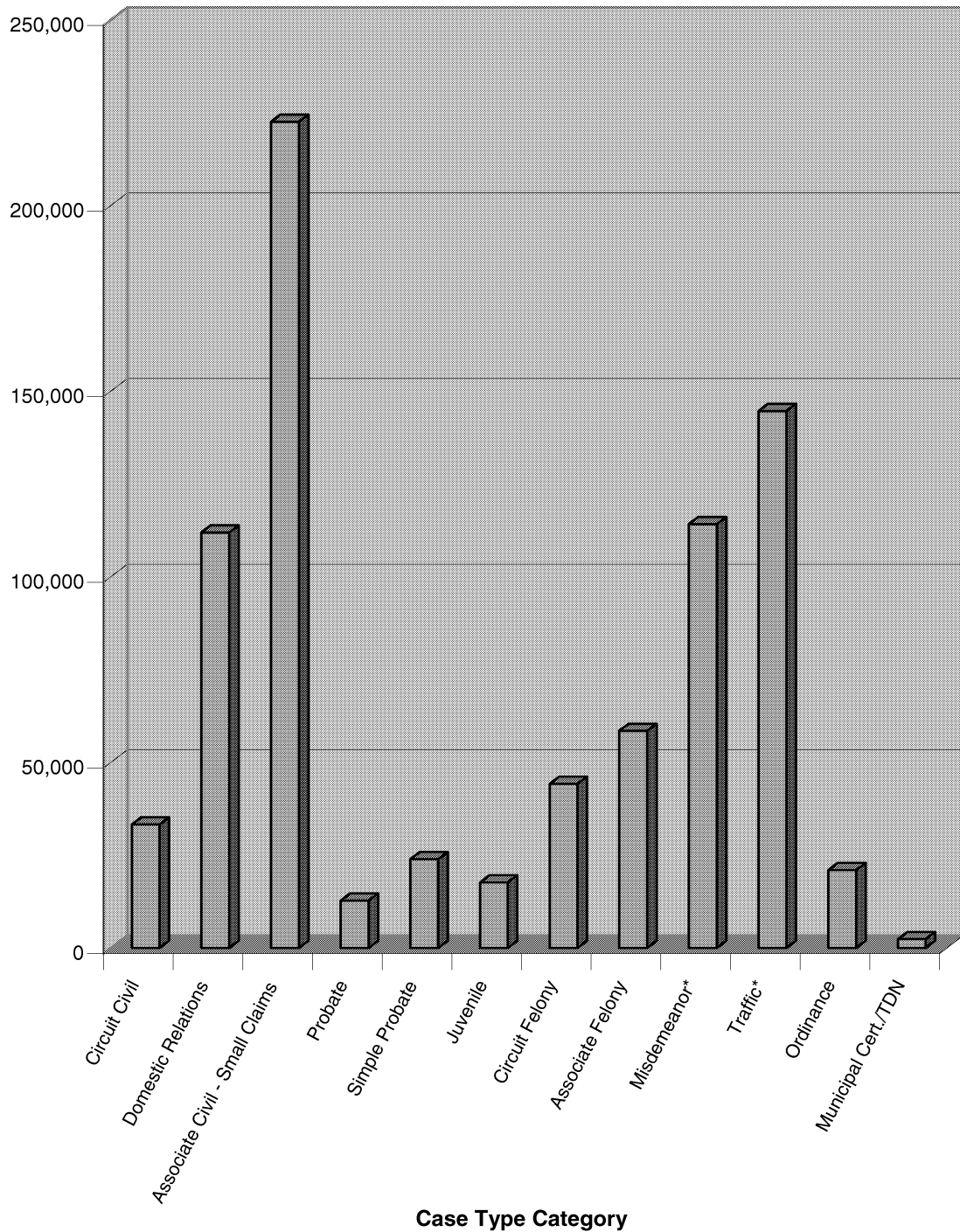
---

# CIRCUIT COURT

---

## Cases Filed

## FY 2012 - Statewide Total Cases Filed



\*Misdemeanor and Traffic counts do not include cases processed by the Fine Collection Center.

Table 27

## Associate Court, FY 2012

## Tort Cases Filed by Case Type

Cir. No.	County	Asbestos	Employment Discrim	Personal Inj Vehicular	Personal Inj Fed-Empt Liab	Personal Inj Malpractice	Personal Inj Prod Liability	Personal Inj Other	Property Damage	Wrongful Death	Tort Damages	JIS Other	Total Cases Filed
1	Clark	0	0	0	0	0	0	0	1	0	0	1	2
	Schulyer	0	0	1	0	0	0	0	0	0	0	0	1
	Scotland	0	0	0	0	0	0	0	0	0	0	0	0
	<b>Circuit Total</b>	<b>0</b>	<b>0</b>	<b>1</b>	<b>0</b>	<b>0</b>	<b>0</b>	<b>0</b>	<b>1</b>	<b>0</b>	<b>0</b>	<b>1</b>	<b>3</b>
2	Adair	0	0	0	0	0	0	0	4	0	1	0	5
	Knox	0	0	0	0	0	0	0	0	0	0	0	0
	Lewis	0	0	1	0	0	0	0	1	0	0	0	2
	<b>Circuit Total</b>	<b>0</b>	<b>0</b>	<b>1</b>	<b>0</b>	<b>0</b>	<b>0</b>	<b>0</b>	<b>5</b>	<b>0</b>	<b>1</b>	<b>0</b>	<b>7</b>
3	Grundy	0	0	0	0	0	0	0	1	0	0	0	1
	Harrison	0	0	0	0	0	0	1	0	0	0	0	1
	Mercer	0	0	0	0	0	0	0	0	0	0	0	0
	Putnam	0	0	0	0	0	0	0	0	0	0	0	0
	<b>Circuit Total</b>	<b>0</b>	<b>0</b>	<b>0</b>	<b>0</b>	<b>0</b>	<b>0</b>	<b>1</b>	<b>1</b>	<b>0</b>	<b>0</b>	<b>0</b>	<b>2</b>
4	Atchison	0	0	0	0	0	0	0	1	0	0	1	2
	Gentry	0	0	0	0	0	0	0	0	0	0	0	0
	Holt	0	0	1	0	0	0	0	0	0	0	0	1
	Nodaway	0	0	2	0	0	0	0	1	0	0	0	3
	Worth	0	0	0	0	0	0	0	0	0	0	0	0
	<b>Circuit Total</b>	<b>0</b>	<b>0</b>	<b>3</b>	<b>0</b>	<b>0</b>	<b>0</b>	<b>0</b>	<b>2</b>	<b>0</b>	<b>0</b>	<b>1</b>	<b>6</b>
5	Andrew	0	0	1	0	0	0	0	3	0	0	0	4
	Buchanan	0	0	6	0	0	0	4	54	0	0	1	65
	<b>Circuit Total</b>	<b>0</b>	<b>0</b>	<b>7</b>	<b>0</b>	<b>0</b>	<b>0</b>	<b>4</b>	<b>57</b>	<b>0</b>	<b>0</b>	<b>1</b>	<b>69</b>
6	Platte	0	0	2	0	0	0	1	27	0	0	2	32
	<b>Circuit Total</b>	<b>0</b>	<b>0</b>	<b>2</b>	<b>0</b>	<b>0</b>	<b>0</b>	<b>1</b>	<b>27</b>	<b>0</b>	<b>0</b>	<b>2</b>	<b>32</b>
7	Clay	0	0	9	0	0	0	1	76	0	1	9	96
	<b>Circuit Total</b>	<b>0</b>	<b>0</b>	<b>9</b>	<b>0</b>	<b>0</b>	<b>0</b>	<b>1</b>	<b>76</b>	<b>0</b>	<b>1</b>	<b>9</b>	<b>96</b>
8	Carroll	0	0	0	0	0	0	0	1	0	0	0	1
	Ray	0	0	0	0	0	0	0	4	0	0	0	4
	<b>Circuit Total</b>	<b>0</b>	<b>0</b>	<b>0</b>	<b>0</b>	<b>0</b>	<b>0</b>	<b>0</b>	<b>5</b>	<b>0</b>	<b>0</b>	<b>0</b>	<b>5</b>
9	Chariton	0	0	0	0	0	0	0	1	0	0	0	1
	Linn	0	0	0	0	0	0	0	0	0	0	0	0
	Sullivan	0	0	0	0	0	0	0	2	0	0	0	2
	<b>Circuit Total</b>	<b>0</b>	<b>0</b>	<b>0</b>	<b>0</b>	<b>0</b>	<b>0</b>	<b>0</b>	<b>3</b>	<b>0</b>	<b>0</b>	<b>0</b>	<b>3</b>
10	Marion	0	0	1	0	0	0	0	11	0	1	1	14
	Monroe	0	0	1	0	0	0	0	0	0	0	0	1
	Ralls	0	0	0	0	0	0	0	11	0	0	0	11
	<b>Circuit Total</b>	<b>0</b>	<b>0</b>	<b>2</b>	<b>0</b>	<b>0</b>	<b>0</b>	<b>0</b>	<b>22</b>	<b>0</b>	<b>1</b>	<b>1</b>	<b>26</b>
11	St. Charles	0	0	17	0	1	0	7	42	0	1	103	171
	<b>Circuit Total</b>	<b>0</b>	<b>0</b>	<b>17</b>	<b>0</b>	<b>1</b>	<b>0</b>	<b>7</b>	<b>42</b>	<b>0</b>	<b>1</b>	<b>103</b>	<b>171</b>
12	Audrain	0	0	1	0	0	0	0	2	0	0	0	3
	Montgomery	0	0	1	0	0	0	0	3	0	0	0	4
	Warren	0	0	1	0	0	0	0	3	0	0	0	4
	<b>Circuit Total</b>	<b>0</b>	<b>0</b>	<b>3</b>	<b>0</b>	<b>0</b>	<b>0</b>	<b>0</b>	<b>8</b>	<b>0</b>	<b>0</b>	<b>0</b>	<b>11</b>
13	Boone	0	0	12	0	0	0	1	30	0	0	8	51
	Callaway	0	0	2	0	0	0	1	10	0	0	0	13
	<b>Circuit Total</b>	<b>0</b>	<b>0</b>	<b>14</b>	<b>0</b>	<b>0</b>	<b>0</b>	<b>2</b>	<b>40</b>	<b>0</b>	<b>0</b>	<b>8</b>	<b>64</b>
14	Howard	0	0	0	0	0	0	0	0	0	0	0	0
	Randolph	0	0	1	0	0	0	3	12	0	0	0	16
	<b>Circuit Total</b>	<b>0</b>	<b>0</b>	<b>1</b>	<b>0</b>	<b>0</b>	<b>0</b>	<b>3</b>	<b>12</b>	<b>0</b>	<b>0</b>	<b>0</b>	<b>16</b>
15	Lafayette	0	0	0	0	0	0	1	9	0	0	1	11
	Saline	0	0	0	0	0	0	0	3	0	0	0	3
	<b>Circuit Total</b>	<b>0</b>	<b>0</b>	<b>0</b>	<b>0</b>	<b>0</b>	<b>0</b>	<b>1</b>	<b>12</b>	<b>0</b>	<b>0</b>	<b>1</b>	<b>14</b>
16	Jackson	0	0	71	0	0	2	12	503	1	0	49	638
	<b>Circuit Total</b>	<b>0</b>	<b>0</b>	<b>71</b>	<b>0</b>	<b>0</b>	<b>2</b>	<b>12</b>	<b>503</b>	<b>1</b>	<b>0</b>	<b>49</b>	<b>638</b>
17	Cass	0	0	4	0	1	0	0	25	0	0	4	34
	Johnson	0	0	1	0	0	0	0	8	0	0	1	10
	<b>Circuit Total</b>	<b>0</b>	<b>0</b>	<b>5</b>	<b>0</b>	<b>1</b>	<b>0</b>	<b>0</b>	<b>33</b>	<b>0</b>	<b>0</b>	<b>5</b>	<b>44</b>
18	Cooper	0	0	0	0	0	0	0	4	0	0	1	5
	Pettis	0	0	0	0	0	0	1	11	0	1	3	16
	<b>Circuit Total</b>	<b>0</b>	<b>0</b>	<b>0</b>	<b>0</b>	<b>0</b>	<b>0</b>	<b>1</b>	<b>15</b>	<b>0</b>	<b>1</b>	<b>4</b>	<b>21</b>
19	Cole	0	0	4	0	0	0	5	16	0	1	4	30
	<b>Circuit Total</b>	<b>0</b>	<b>0</b>	<b>4</b>	<b>0</b>	<b>0</b>	<b>0</b>	<b>5</b>	<b>16</b>	<b>0</b>	<b>1</b>	<b>4</b>	<b>30</b>
20	Franklin	0	0	5	0	0	0	3	51	0	1	9	69
	Gasconade	0	0	0	0	0	0	0	1	0	0	3	4
	Osage	0	0	0	0	0	0	0	2	0	0	0	2
	<b>Circuit Total</b>	<b>0</b>	<b>0</b>	<b>5</b>	<b>0</b>	<b>0</b>	<b>0</b>	<b>3</b>	<b>54</b>	<b>0</b>	<b>1</b>	<b>12</b>	<b>75</b>
21	St. Louis County	0	1	98	1	0	1	40	400	0	1,497	92	2,130
	<b>Circuit Total</b>	<b>0</b>	<b>1</b>	<b>98</b>	<b>1</b>	<b>0</b>	<b>1</b>	<b>40</b>	<b>400</b>	<b>0</b>	<b>1,497</b>	<b>92</b>	<b>2,130</b>
22	City of St. Louis	0	1	82	0	1	1	23	304	4	0	47	463
	<b>Circuit Total</b>	<b>0</b>	<b>1</b>	<b>82</b>	<b>0</b>	<b>1</b>	<b>1</b>	<b>23</b>	<b>304</b>	<b>4</b>	<b>0</b>	<b>47</b>	<b>463</b>
23	Jefferson	0	0	14	0	0	0	3	46	0	0	11	74
	<b>Circuit Total</b>	<b>0</b>	<b>0</b>	<b>14</b>	<b>0</b>	<b>0</b>	<b>0</b>	<b>3</b>	<b>46</b>	<b>0</b>	<b>0</b>	<b>11</b>	<b>74</b>
24	Madison	0	0	0	0	0	0	0	5	0	0	0	5
	St. Francois	0	0	2	0	0	0	0	21	0	0	3	26
	Ste. Genevieve	0	0	0	0	0	0	1	1	0	0	0	2
	Washington	0	0	0	0	0	0	0	3	0	0	1	4
	<b>Circuit Total</b>	<b>0</b>	<b>0</b>	<b>2</b>	<b>0</b>	<b>0</b>	<b>0</b>	<b>1</b>	<b>30</b>	<b>0</b>	<b>0</b>	<b>4</b>	<b>37</b>



Table 27

## Associate Court, FY 2012

## Tort Cases Filed by Case Type

Cir. No.	County	Asbestos	Discrim	Employment Personal Inj	Personal Inj Fed-Empt Liab	Personal Inj Malpractice	Personal Inj Prod Liability	Personal Inj Other	Property Damage	Wrongful Death	Tort Damages	JIS Other	Total Cases Filed
25	Maries	0	0	0	0	0	0	0	1	0	0	0	1
	Phelps	0	0	6	0	0	0	0	8	0	0	0	14
	Pulaski	0	0	2	0	0	0	0	9	1	0	3	16
	Texas	0	0	3	0	0	0	1	2	0	0	0	6
	<b>Circuit Total</b>	<b>0</b>	<b>0</b>	<b>11</b>	<b>0</b>	<b>0</b>	<b>0</b>	<b>1</b>	<b>20</b>	<b>1</b>	<b>1</b>	<b>3</b>	<b>37</b>
26	Camden	0	0	2	0	0	0	1	18	0	1	11	33
	Laclede	0	0	2	0	0	0	2	5	0	0	1	10
	Miller	0	0	1	0	0	0	0	7	0	0	1	9
	Moniteau	0	0	1	0	0	0	0	5	0	0	3	9
	Morgan	0	0	1	0	0	0	1	5	0	0	0	7
	<b>Circuit Total</b>	<b>0</b>	<b>0</b>	<b>7</b>	<b>0</b>	<b>0</b>	<b>0</b>	<b>4</b>	<b>40</b>	<b>0</b>	<b>1</b>	<b>16</b>	<b>68</b>
27	Bates	0	0	1	0	0	0	0	3	0	0	0	4
	Henry	0	0	0	0	0	0	0	7	0	0	3	10
	St. Clair	0	0	0	0	0	0	0	5	0	0	0	5
	<b>Circuit Total</b>	<b>0</b>	<b>0</b>	<b>1</b>	<b>0</b>	<b>0</b>	<b>0</b>	<b>0</b>	<b>15</b>	<b>0</b>	<b>0</b>	<b>3</b>	<b>19</b>
28	Barton	0	0	1	0	0	0	2	1	0	0	0	4
	Cedar	0	0	2	0	0	0	0	0	0	0	0	2
	Dade	0	0	1	0	0	0	0	1	0	0	0	2
	Vernon	0	0	3	0	0	0	0	4	0	0	0	7
	<b>Circuit Total</b>	<b>0</b>	<b>0</b>	<b>7</b>	<b>0</b>	<b>0</b>	<b>0</b>	<b>2</b>	<b>6</b>	<b>0</b>	<b>0</b>	<b>0</b>	<b>15</b>
29	Jasper	0	0	16	0	2	0	4	45	0	3	6	76
	<b>Circuit Total</b>	<b>0</b>	<b>0</b>	<b>16</b>	<b>0</b>	<b>2</b>	<b>0</b>	<b>4</b>	<b>45</b>	<b>0</b>	<b>3</b>	<b>6</b>	<b>76</b>
30	Benton	0	0	2	0	0	0	0	5	0	0	1	8
	Dallas	0	0	1	0	0	0	0	0	0	0	0	1
	Hickory	0	0	1	0	0	0	0	1	0	0	0	2
	Polk	0	0	0	0	0	0	0	2	0	1	1	4
	Webster	0	0	1	0	0	0	0	3	0	0	1	5
	<b>Circuit Total</b>	<b>0</b>	<b>0</b>	<b>5</b>	<b>0</b>	<b>0</b>	<b>0</b>	<b>0</b>	<b>11</b>	<b>0</b>	<b>1</b>	<b>3</b>	<b>20</b>
31	Greene	0	0	25	0	0	0	8	129	0	3	20	185
	<b>Circuit Total</b>	<b>0</b>	<b>0</b>	<b>25</b>	<b>0</b>	<b>0</b>	<b>0</b>	<b>8</b>	<b>129</b>	<b>0</b>	<b>3</b>	<b>20</b>	<b>185</b>
32	Bollinger	0	0	0	0	0	0	0	1	0	0	0	1
	Cape Girardeau	0	0	7	0	0	0	5	27	0	0	3	42
	Perry	0	0	0	0	0	0	0	3	0	0	0	3
	<b>Circuit Total</b>	<b>0</b>	<b>0</b>	<b>7</b>	<b>0</b>	<b>0</b>	<b>0</b>	<b>5</b>	<b>31</b>	<b>0</b>	<b>0</b>	<b>3</b>	<b>46</b>
33	Mississippi	0	0	0	0	0	0	0	0	0	0	0	0
	Scott	0	0	1	0	0	0	1	6	0	0	3	11
	<b>Circuit Total</b>	<b>0</b>	<b>0</b>	<b>1</b>	<b>0</b>	<b>0</b>	<b>0</b>	<b>1</b>	<b>6</b>	<b>0</b>	<b>0</b>	<b>3</b>	<b>11</b>
34	New Madrid	0	0	0	0	0	0	0	5	0	1	0	6
	Pemiscot	0	0	0	0	0	0	0	1	1	1	1	4
	<b>Circuit Total</b>	<b>0</b>	<b>0</b>	<b>0</b>	<b>0</b>	<b>0</b>	<b>0</b>	<b>0</b>	<b>6</b>	<b>1</b>	<b>2</b>	<b>1</b>	<b>10</b>
35	Dunklin	0	0	2	0	0	0	2	2	0	0	0	6
	Stoddard	0	0	1	0	0	0	0	1	0	1	1	4
	<b>Circuit Total</b>	<b>0</b>	<b>0</b>	<b>3</b>	<b>0</b>	<b>0</b>	<b>0</b>	<b>2</b>	<b>3</b>	<b>0</b>	<b>1</b>	<b>1</b>	<b>10</b>
36	Butler	0	0	0	0	0	0	0	8	0	1	0	9
	Ripley	0	0	0	0	0	0	0	2	1	0	0	3
	<b>Circuit Total</b>	<b>0</b>	<b>0</b>	<b>0</b>	<b>0</b>	<b>0</b>	<b>0</b>	<b>0</b>	<b>10</b>	<b>1</b>	<b>1</b>	<b>0</b>	<b>12</b>
37	Carter	0	0	1	0	0	0	0	0	0	0	1	2
	Howell	0	0	5	0	0	0	0	4	0	0	2	11
	Oregon	0	0	0	0	0	0	0	0	0	0	0	0
	Shannon	0	0	1	0	0	0	1	1	0	0	0	3
	<b>Circuit Total</b>	<b>0</b>	<b>0</b>	<b>7</b>	<b>0</b>	<b>0</b>	<b>0</b>	<b>1</b>	<b>5</b>	<b>0</b>	<b>0</b>	<b>3</b>	<b>16</b>
38	Christian	0	0	6	0	0	0	0	17	0	0	2	25
	Taney	0	1	0	0	0	0	3	9	0	0	1	14
	<b>Circuit Total</b>	<b>0</b>	<b>1</b>	<b>6</b>	<b>0</b>	<b>0</b>	<b>0</b>	<b>3</b>	<b>26</b>	<b>0</b>	<b>0</b>	<b>3</b>	<b>39</b>
39	Barry	0	0	1	0	0	0	2	4	0	1	2	10
	Lawrence	0	0	4	0	0	0	3	11	0	0	2	20
	Stone	0	0	0	0	0	0	1	6	0	1	4	12
	<b>Circuit Total</b>	<b>0</b>	<b>0</b>	<b>5</b>	<b>0</b>	<b>0</b>	<b>0</b>	<b>6</b>	<b>21</b>	<b>0</b>	<b>2</b>	<b>8</b>	<b>42</b>
40	McDonald	0	0	1	0	0	0	2	3	0	0	1	7
	Newton	0	0	0	0	0	0	2	6	0	0	2	10
	<b>Circuit Total</b>	<b>0</b>	<b>0</b>	<b>1</b>	<b>0</b>	<b>0</b>	<b>0</b>	<b>4</b>	<b>9</b>	<b>0</b>	<b>0</b>	<b>3</b>	<b>17</b>
41	Macon	0	0	0	3	0	0	1	5	0	0	0	9
	Shelby	0	0	0	0	0	0	1	0	0	0	0	1
	<b>Circuit Total</b>	<b>0</b>	<b>0</b>	<b>0</b>	<b>3</b>	<b>0</b>	<b>0</b>	<b>2</b>	<b>5</b>	<b>0</b>	<b>0</b>	<b>0</b>	<b>10</b>
42	Crawford	0	0	0	0	0	0	0	7	0	0	1	8
	Dent	0	0	1	0	0	0	0	3	0	0	2	6
	Iron	0	0	0	0	1	0	0	0	0	0	1	2
	Reynolds	0	0	0	0	0	0	0	1	0	0	0	1
	Wayne	0	0	0	0	0	0	0	1	0	0	0	1
	<b>Circuit Total</b>	<b>0</b>	<b>0</b>	<b>1</b>	<b>0</b>	<b>1</b>	<b>0</b>	<b>0</b>	<b>12</b>	<b>0</b>	<b>0</b>	<b>4</b>	<b>18</b>
43	Caldwell	0	0	1	0	0	0	0	1	0	0	0	2
	Clinton	0	0	1	0	0	0	0	5	0	0	0	6
	Daviess	0	0	0	0	0	0	0	0	0	0	0	0
	DeKalb	0	0	0	0	0	0	0	1	0	0	0	1
	Livingston	0	0	0	0	0	0	2	3	0	0	0	5
	<b>Circuit Total</b>	<b>0</b>	<b>0</b>	<b>2</b>	<b>0</b>	<b>0</b>	<b>0</b>	<b>2</b>	<b>10</b>	<b>0</b>	<b>0</b>	<b>0</b>	<b>14</b>
44	Douglas	0	0	0	0	0	0	3	2	0	0	0	5
	Ozark	0	0	0	0	0	0	0	1	0	0	0	1
	Wright	0	0	1	0	0	0	0	3	0	0	0	4
	<b>Circuit Total</b>	<b>0</b>	<b>0</b>	<b>1</b>	<b>0</b>	<b>0</b>	<b>0</b>	<b>3</b>	<b>6</b>	<b>0</b>	<b>0</b>	<b>0</b>	<b>10</b>
45	Lincoln	0	0	4	0	0	0	0	4	0	0	1	9
	Pike	0	0	1	0	0	0	0	1	0	0	0	2
	<b>Circuit Total</b>	<b>0</b>	<b>0</b>	<b>5</b>	<b>0</b>	<b>0</b>	<b>0</b>	<b>0</b>	<b>5</b>	<b>0</b>	<b>0</b>	<b>1</b>	<b>11</b>
<b>STATE TOTAL</b>		<b>0</b>	<b>3</b>	<b>452</b>	<b>4</b>	<b>6</b>	<b>4</b>	<b>156</b>	<b>2,135</b>	<b>8</b>	<b>1,519</b>	<b>436</b>	<b>4,723</b>

**Table 28**  
**Associate Court, FY 2012**  
**Contract Cases Filed by Case Type**

Cir. No.	County	Breach of Contract	Promissory Note	Specific Performance	Suit on Account	Contract Account	JIS Other	Total Cases Filed
1	Clark	29	0	0	43	0	0	72
	Schulyer	21	3	0	36	0	2	62
	Scotland	6	0	0	20	0	0	26
	<b>Circuit Total</b>	<b>56</b>	<b>3</b>	<b>0</b>	<b>99</b>	<b>0</b>	<b>2</b>	<b>160</b>
2	Adair	99	44	0	357	0	2	502
	Knox	15	2	0	43	0	0	60
	Lewis	44	4	0	52	0	2	102
	<b>Circuit Total</b>	<b>158</b>	<b>50</b>	<b>0</b>	<b>452</b>	<b>0</b>	<b>4</b>	<b>664</b>
3	Grundy	29	7	0	87	0	0	123
	Harrison	36	0	0	175	0	0	211
	Mercer	8	0	0	33	0	1	42
	Putnam	23	1	0	64	0	1	89
	<b>Circuit Total</b>	<b>96</b>	<b>8</b>	<b>0</b>	<b>359</b>	<b>0</b>	<b>2</b>	<b>465</b>
4	Atchison	39	3	0	33	0	0	75
	Gentry	21	2	0	108	0	0	131
	Holt	29	2	0	83	0	0	114
	Nodaway	68	7	0	209	0	1	285
	Worth	0	2	0	18	0	1	21
	<b>Circuit Total</b>	<b>157</b>	<b>16</b>	<b>0</b>	<b>451</b>	<b>0</b>	<b>2</b>	<b>626</b>
5	Andrew	85	7	0	352	1	0	445
	Buchanan	657	186	2	2,114	0	1	2,960
	<b>Circuit Total</b>	<b>742</b>	<b>193</b>	<b>2</b>	<b>2,466</b>	<b>1</b>	<b>1</b>	<b>3,405</b>
6	Platte	553	41	1	1,181	0	53	1,829
	<b>Circuit Total</b>	<b>553</b>	<b>41</b>	<b>1</b>	<b>1,181</b>	<b>0</b>	<b>53</b>	<b>1,829</b>
7	Clay	1,955	174	1	3,800	0	65	5,995
	<b>Circuit Total</b>	<b>1,955</b>	<b>174</b>	<b>1</b>	<b>3,800</b>	<b>0</b>	<b>65</b>	<b>5,995</b>
8	Carroll	47	7	0	94	0	0	148
	Ray	312	7	0	322	0	4	645
	<b>Circuit Total</b>	<b>359</b>	<b>14</b>	<b>0</b>	<b>416</b>	<b>0</b>	<b>4</b>	<b>793</b>
9	Chariton	32	10	0	83	0	1	126
	Linn	71	7	0	157	0	0	235
	Sullivan	29	0	0	89	0	2	120
	<b>Circuit Total</b>	<b>132</b>	<b>17</b>	<b>0</b>	<b>329</b>	<b>0</b>	<b>3</b>	<b>481</b>
10	Marion	243	26	0	802	1	2	1,074
	Monroe	34	8	0	114	0	1	157
	Ralls	60	2	0	96	0	0	158
	<b>Circuit Total</b>	<b>337</b>	<b>36</b>	<b>0</b>	<b>1,012</b>	<b>1</b>	<b>3</b>	<b>1,389</b>
11	St. Charles	1,702	131	2	2,914	1,740	97	6,586
	<b>Circuit Total</b>	<b>1,702</b>	<b>131</b>	<b>2</b>	<b>2,914</b>	<b>1,740</b>	<b>97</b>	<b>6,586</b>
12	Audrain	244	19	0	325	0	0	588
	Montgomery	72	8	0	150	0	1	231
	Warren	228	15	0	329	10	4	586
	<b>Circuit Total</b>	<b>544</b>	<b>42</b>	<b>0</b>	<b>804</b>	<b>10</b>	<b>5</b>	<b>1,405</b>
13	Boone	922	459	0	1,568	0	6	2,955
	Callaway	358	64	1	405	0	6	834
	<b>Circuit Total</b>	<b>1,280</b>	<b>523</b>	<b>1</b>	<b>1,973</b>	<b>0</b>	<b>12</b>	<b>3,789</b>
14	Howard	43	13	0	82	0	2	140
	Randolph	140	139	0	491	2	2	774
	<b>Circuit Total</b>	<b>183</b>	<b>152</b>	<b>0</b>	<b>573</b>	<b>2</b>	<b>4</b>	<b>914</b>
15	Lafayette	192	24	0	344	0	1	561
	Saline	133	52	0	307	0	0	492
	<b>Circuit Total</b>	<b>325</b>	<b>76</b>	<b>0</b>	<b>651</b>	<b>0</b>	<b>1</b>	<b>1,053</b>
16	Jackson	5,459	1,458	9	10,413	0	187	17,526
	<b>Circuit Total</b>	<b>5,459</b>	<b>1,458</b>	<b>9</b>	<b>10,413</b>	<b>0</b>	<b>187</b>	<b>17,526</b>
17	Cass	630	41	1	1,145	0	11	1,828
	Johnson	309	84	4	393	0	7	797
	<b>Circuit Total</b>	<b>939</b>	<b>125</b>	<b>5</b>	<b>1,538</b>	<b>0</b>	<b>18</b>	<b>2,625</b>
18	Cooper	94	35	0	328	1	3	461
	Pettis	223	20	1	723	0	41	1,008
	<b>Circuit Total</b>	<b>317</b>	<b>55</b>	<b>1</b>	<b>1,051</b>	<b>1</b>	<b>44</b>	<b>1,469</b>
19	Cole	566	98	0	670	5	13	1,352
	<b>Circuit Total</b>	<b>566</b>	<b>98</b>	<b>0</b>	<b>670</b>	<b>5</b>	<b>13</b>	<b>1,352</b>
20	Franklin	820	43	0	1,217	10	16	2,106
	Gasconade	104	2	0	177	1	2	286
	Osage	40	1	0	58	0	3	102
	<b>Circuit Total</b>	<b>964</b>	<b>46</b>	<b>0</b>	<b>1,452</b>	<b>11</b>	<b>21</b>	<b>2,494</b>
21	St. Louis County	982	64	21	405	30,755	60	32,287
	<b>Circuit Total</b>	<b>982</b>	<b>64</b>	<b>21</b>	<b>405</b>	<b>30,755</b>	<b>60</b>	<b>32,287</b>
22	City of St. Louis	3,402	651	8	8,844	0	55	12,960
	<b>Circuit Total</b>	<b>3,402</b>	<b>651</b>	<b>8</b>	<b>8,844</b>	<b>0</b>	<b>55</b>	<b>12,960</b>
23	Jefferson	1,875	114	4	3,057	0	26	5,076
	<b>Circuit Total</b>	<b>1,875</b>	<b>114</b>	<b>4</b>	<b>3,057</b>	<b>0</b>	<b>26</b>	<b>5,076</b>
24	Madison	80	4	0	186	0	0	270
	St. Francois	548	33	0	890	2	5	1,478
	Ste. Genevieve	95	7	1	348	1	2	454
	Washington	178	12	0	376	1	3	570
	<b>Circuit Total</b>	<b>901</b>	<b>56</b>	<b>1</b>	<b>1,800</b>	<b>4</b>	<b>10</b>	<b>2,772</b>

**Table 28**  
**Associate Court, FY 2012**  
**Contract Cases Filed by Case Type**

Cir. No.	County	Breach of Contract	Promissory Note	Specific Performance	Suit on Account	Contract Account	JIS Other	Total Cases Filed
25	Maries	58	5	0	63	0	2	128
	Phelps	241	81	0	241	4	7	574
	Pulaski	243	139	0	364	1	1	748
	Texas	116	6	0	183	0	2	307
	<b>Circuit Total</b>	<b>658</b>	<b>231</b>	<b>0</b>	<b>851</b>	<b>5</b>	<b>12</b>	<b>1,757</b>
26	Camden	276	18	0	552	0	7	853
	Laclede	278	22	1	227	0	7	535
	Miller	145	11	0	209	0	1	366
	Monteale	69	24	0	110	0	2	205
	Morgan	100	14	0	198	0	2	314
	<b>Circuit Total</b>	<b>868</b>	<b>89</b>	<b>1</b>	<b>1,296</b>	<b>0</b>	<b>19</b>	<b>2,273</b>
27	Bates	73	4	0	233	0	0	310
	Henry	152	38	0	304	0	2	496
	St. Clair	33	8	0	87	0	0	128
	<b>Circuit Total</b>	<b>258</b>	<b>50</b>	<b>0</b>	<b>624</b>	<b>0</b>	<b>2</b>	<b>934</b>
28	Barton	72	1	0	136	0	11	220
	Cedar	87	2	0	140	0	3	232
	Dade	47	2	0	66	0	3	118
	Vernon	143	35	1	251	0	2	432
	<b>Circuit Total</b>	<b>349</b>	<b>40</b>	<b>1</b>	<b>593</b>	<b>0</b>	<b>19</b>	<b>1,002</b>
29	Jasper	935	154	3	1,553	0	22	2,667
	<b>Circuit Total</b>	<b>935</b>	<b>154</b>	<b>3</b>	<b>1,553</b>	<b>0</b>	<b>22</b>	<b>2,667</b>
30	Benton	94	13	0	227	0	0	334
	Dallas	128	12	0	154	0	2	296
	Hickory	58	2	0	73	0	1	134
	Polk	172	8	3	361	0	1	545
	Webster	242	15	0	483	1	3	744
	<b>Circuit Total</b>	<b>694</b>	<b>50</b>	<b>3</b>	<b>1,298</b>	<b>1</b>	<b>7</b>	<b>2,053</b>
31	Greene	2,353	359	2	4,410	10	44	7,178
	<b>Circuit Total</b>	<b>2,353</b>	<b>359</b>	<b>2</b>	<b>4,410</b>	<b>10</b>	<b>44</b>	<b>7,178</b>
32	Bollinger	47	0	0	123	0	0	170
	Cape Girardeau	524	45	0	1,599	0	3	2,171
	Perry	132	3	0	154	0	2	291
	<b>Circuit Total</b>	<b>703</b>	<b>48</b>	<b>0</b>	<b>1,876</b>	<b>0</b>	<b>5</b>	<b>2,632</b>
33	Mississippi	68	4	0	180	0	0	252
	Scott	521	24	10	568	1	4	1,128
	<b>Circuit Total</b>	<b>589</b>	<b>28</b>	<b>10</b>	<b>748</b>	<b>1</b>	<b>4</b>	<b>1,380</b>
34	New Madrid	92	4	0	195	0	1	292
	Pemiscot	262	8	0	160	0	4	434
	<b>Circuit Total</b>	<b>354</b>	<b>12</b>	<b>0</b>	<b>355</b>	<b>0</b>	<b>5</b>	<b>726</b>
35	Dunklin	203	15	0	396	0	8	622
	Stoddard	219	9	0	330	0	5	563
	<b>Circuit Total</b>	<b>422</b>	<b>24</b>	<b>0</b>	<b>726</b>	<b>0</b>	<b>13</b>	<b>1,185</b>
36	Butler	361	25	0	531	1	4	922
	Ripley	98	3	0	166	0	0	267
	<b>Circuit Total</b>	<b>459</b>	<b>28</b>	<b>0</b>	<b>697</b>	<b>1</b>	<b>4</b>	<b>1,189</b>
37	Carter	30	1	0	58	0	0	89
	Howell	271	11	1	401	0	2	686
	Oregon	49	5	0	70	0	1	125
	Shannon	50	6	0	49	0	3	108
	<b>Circuit Total</b>	<b>400</b>	<b>23</b>	<b>1</b>	<b>578</b>	<b>0</b>	<b>6</b>	<b>1,008</b>
38	Christian	908	19	1	632	0	3	1,563
	Taney	433	14	0	834	0	8	1,289
	<b>Circuit Total</b>	<b>1,341</b>	<b>33</b>	<b>1</b>	<b>1,466</b>	<b>0</b>	<b>11</b>	<b>2,852</b>
39	Barry	318	71	4	465	0	5	863
	Lawrence	213	13	1	407	0	3	637
	Stone	197	2	0	255	0	7	461
	<b>Circuit Total</b>	<b>728</b>	<b>86</b>	<b>5</b>	<b>1,127</b>	<b>0</b>	<b>15</b>	<b>1,961</b>
40	McDonald	126	6	0	320	0	3	455
	Newton	334	36	0	1,026	0	3	1,399
	<b>Circuit Total</b>	<b>460</b>	<b>42</b>	<b>0</b>	<b>1,346</b>	<b>0</b>	<b>6</b>	<b>1,854</b>
41	Macon	143	10	0	182	0	1	336
	Shelby	35	2	0	46	0	0	83
	<b>Circuit Total</b>	<b>178</b>	<b>12</b>	<b>0</b>	<b>228</b>	<b>0</b>	<b>1</b>	<b>419</b>
42	Crawford	138	4	0	245	1	1	389
	Dent	90	3	0	118	0	2	213
	Iron	61	3	0	136	0	0	200
	Reynolds	38	1	0	50	0	0	89
	Wayne	60	2	0	137	0	1	200
	<b>Circuit Total</b>	<b>387</b>	<b>13</b>	<b>0</b>	<b>686</b>	<b>1</b>	<b>4</b>	<b>1,091</b>
43	Caldwell	60	10	0	153	0	1	224
	Clinton	166	5	0	360	0	5	536
	Daviess	26	3	0	115	0	1	145
	DeKalb	60	4	0	188	0	1	253
	Livingston	61	7	0	160	0	3	231
	<b>Circuit Total</b>	<b>373</b>	<b>29</b>	<b>0</b>	<b>976</b>	<b>0</b>	<b>11</b>	<b>1,389</b>
44	Douglas	56	5	0	86	0	0	147
	Ozark	27	2	0	71	0	0	100
	Wright	98	6	0	87	0	3	194
	<b>Circuit Total</b>	<b>181</b>	<b>13</b>	<b>0</b>	<b>244</b>	<b>0</b>	<b>3</b>	<b>441</b>
45	Lincoln	417	20	0	829	0	1	1,267
	Pike	127	10	0	184	0	2	323
	<b>Circuit Total</b>	<b>544</b>	<b>30</b>	<b>0</b>	<b>1,013</b>	<b>0</b>	<b>3</b>	<b>1,590</b>
<b>STATE TOTAL</b>		<b>37,218</b>	<b>5,537</b>	<b>83</b>	<b>69,401</b>	<b>32,549</b>	<b>908</b>	<b>145,696</b>

**Table 29**  
**Associate Court, FY 2012**  
**Administrative Review Cases Filed by Case Type**

Cir. No.	County	Refus Breath 302.750/577.04	Limit Dr Priv 302.309 RSMo	Drivers License Revocation	Petition for SATOP Review	TDN of DOR Decision	Chapter 536 State Agcy Rvw	JIS Other	Total Cases Filed
1	Clark	0	0	0	0	0	0	0	0
	Schulyer	0	0	0	0	0	0	0	0
	Scotland	0	0	0	0	0	0	0	0
	<b>Circuit Total</b>	<b>0</b>	<b>0</b>	<b>0</b>	<b>0</b>	<b>0</b>	<b>0</b>	<b>0</b>	<b>0</b>
2	Adair	0	0	1	1	0	0	0	2
	Knox	0	0	0	0	0	0	0	0
	Lewis	4	3	2	0	0	0	0	9
	<b>Circuit Total</b>	<b>4</b>	<b>3</b>	<b>3</b>	<b>1</b>	<b>0</b>	<b>0</b>	<b>0</b>	<b>11</b>
3	Grundy	1	0	1	0	0	0	0	2
	Harrison	2	0	0	4	2	0	0	8
	Mercer	1	1	0	0	0	0	0	2
	Putnam	4	1	0	0	0	0	0	5
	<b>Circuit Total</b>	<b>8</b>	<b>2</b>	<b>1</b>	<b>4</b>	<b>2</b>	<b>0</b>	<b>0</b>	<b>17</b>
4	Atchison	2	0	0	1	1	0	0	4
	Gentry	1	0	0	0	0	0	0	1
	Holt	0	0	0	0	0	0	1	1
	Nodaway	6	3	1	2	0	0	6	18
	Worth	0	0	0	0	1	0	0	1
	<b>Circuit Total</b>	<b>9</b>	<b>3</b>	<b>1</b>	<b>3</b>	<b>2</b>	<b>0</b>	<b>7</b>	<b>25</b>
5	Andrew	1	2	5	0	1	1	0	10
	Buchanan	4	5	2	22	19	0	5	57
	<b>Circuit Total</b>	<b>5</b>	<b>7</b>	<b>7</b>	<b>22</b>	<b>20</b>	<b>1</b>	<b>5</b>	<b>67</b>
6	Platte	0	0	0	0	0	0	0	0
	<b>Circuit Total</b>	<b>0</b>	<b>0</b>	<b>0</b>	<b>0</b>	<b>0</b>	<b>0</b>	<b>0</b>	<b>0</b>
7	Clay	263	11	9	1	0	0	1	285
	<b>Circuit Total</b>	<b>263</b>	<b>11</b>	<b>9</b>	<b>1</b>	<b>0</b>	<b>0</b>	<b>1</b>	<b>285</b>
8	Carroll	1	2	1	0	0	0	0	4
	Ray	11	0	2	0	2	0	1	16
	<b>Circuit Total</b>	<b>12</b>	<b>2</b>	<b>3</b>	<b>0</b>	<b>2</b>	<b>0</b>	<b>1</b>	<b>20</b>
9	Chariton	1	1	2	0	0	0	1	5
	Linn	3	0	0	0	0	0	0	3
	Sullivan	4	0	2	0	0	0	0	6
	<b>Circuit Total</b>	<b>8</b>	<b>1</b>	<b>4</b>	<b>0</b>	<b>0</b>	<b>0</b>	<b>1</b>	<b>14</b>
10	Marion	19	2	9	0	3	0	5	38
	Monroe	2	1	3	0	0	0	1	7
	Ralls	10	1	4	0	1	0	1	17
	<b>Circuit Total</b>	<b>31</b>	<b>4</b>	<b>16</b>	<b>0</b>	<b>4</b>	<b>0</b>	<b>7</b>	<b>62</b>
11	St. Charles	507	52	62	7	1	0	6	635
	<b>Circuit Total</b>	<b>507</b>	<b>52</b>	<b>62</b>	<b>7</b>	<b>1</b>	<b>0</b>	<b>6</b>	<b>635</b>
12	Audrain	1	5	5	0	0	0	3	14
	Montgomery	7	1	1	0	0	0	0	9
	Warren	19	12	2	0	2	0	0	35
	<b>Circuit Total</b>	<b>27</b>	<b>18</b>	<b>8</b>	<b>0</b>	<b>2</b>	<b>0</b>	<b>3</b>	<b>58</b>
13	Boone	119	36	11	1	10	2	0	179
	Callaway	19	7	5	2	2	0	2	37
	<b>Circuit Total</b>	<b>138</b>	<b>43</b>	<b>16</b>	<b>3</b>	<b>12</b>	<b>2</b>	<b>2</b>	<b>216</b>
14	Howard	6	1	3	0	0	0	3	13
	Randolph	3	1	2	0	1	0	1	8
	<b>Circuit Total</b>	<b>9</b>	<b>2</b>	<b>5</b>	<b>0</b>	<b>1</b>	<b>0</b>	<b>4</b>	<b>21</b>
15	Lafayette	0	0	0	0	0	0	0	0
	Saline	0	0	1	0	1	0	3	5
	<b>Circuit Total</b>	<b>0</b>	<b>0</b>	<b>1</b>	<b>0</b>	<b>1</b>	<b>0</b>	<b>3</b>	<b>5</b>
16	Jackson	572	28	24	19	0	1	7	651
	<b>Circuit Total</b>	<b>572</b>	<b>28</b>	<b>24</b>	<b>19</b>	<b>0</b>	<b>1</b>	<b>7</b>	<b>651</b>
17	Cass	96	9	2	1	0	0	3	111
	Johnson	0	1	0	2	0	0	0	3
	<b>Circuit Total</b>	<b>96</b>	<b>10</b>	<b>2</b>	<b>3</b>	<b>0</b>	<b>0</b>	<b>3</b>	<b>114</b>
18	Cooper	11	2	6	0	0	2	1	22
	Pettis	10	3	6	0	4	0	2	25
	<b>Circuit Total</b>	<b>21</b>	<b>5</b>	<b>12</b>	<b>0</b>	<b>4</b>	<b>2</b>	<b>3</b>	<b>47</b>
19	Cole	69	27	37	6	22	1	17	179
	<b>Circuit Total</b>	<b>69</b>	<b>27</b>	<b>37</b>	<b>6</b>	<b>22</b>	<b>1</b>	<b>17</b>	<b>179</b>
20	Franklin	41	17	15	2	26	1	3	105
	Gasconade	2	0	3	0	4	0	0	9
	Osage	1	2	2	0	0	0	1	6
	<b>Circuit Total</b>	<b>44</b>	<b>19</b>	<b>20</b>	<b>2</b>	<b>30</b>	<b>1</b>	<b>4</b>	<b>120</b>
21	St. Louis County	1453	47	133	18	447	2	33	2,133
	<b>Circuit Total</b>	<b>1,453</b>	<b>47</b>	<b>133</b>	<b>18</b>	<b>447</b>	<b>2</b>	<b>33</b>	<b>2,133</b>
22	City of St. Louis	0	0	0	0	0	0	0	0
	<b>Circuit Total</b>	<b>0</b>	<b>0</b>	<b>0</b>	<b>0</b>	<b>0</b>	<b>0</b>	<b>0</b>	<b>0</b>
23	Jefferson	0	0	0	0	0	0	0	0
	<b>Circuit Total</b>	<b>0</b>	<b>0</b>	<b>0</b>	<b>0</b>	<b>0</b>	<b>0</b>	<b>0</b>	<b>0</b>
24	Madison	0	1	0	0	0	0	1	2
	St. Francois	22	3	22	0	7	0	5	59
	Ste. Genevieve	7	0	10	0	2	0	2	21
	Washington	1	1	0	1	0	0	0	3
	<b>Circuit Total</b>	<b>30</b>	<b>5</b>	<b>32</b>	<b>1</b>	<b>9</b>	<b>0</b>	<b>8</b>	<b>85</b>

**Table 29**  
**Associate Court, FY 2012**  
**Administrative Review Cases Filed by Case Type**

Cir. No.		Refus Breath 302.750/577.04	Limit Dr Priv 302.309 RSMo	Drivers License Revocation	Petition for SATOP Review	TDN of DOR Decision	Chapter 536 State Agcy Rvw	JIS Other	Total Cases Filed
25	Maries	1	1	0	1	0	0	0	3
	Phelps	23	1	1	0	2	1	3	31
	Pulaski	22	2	8	0	2	0	12	46
	Texas	6	1	0	0	1	0	1	9
	<b>Circuit Total</b>	<b>52</b>	<b>5</b>	<b>9</b>	<b>1</b>	<b>5</b>	<b>1</b>	<b>16</b>	<b>89</b>
26	Camden	14	2	9	6	6	0	0	37
	Laclede	5	1	2	0	1	0	0	9
	Miller	1	1	5	2	3	0	0	12
	Moniteau	0	0	2	0	1	0	0	3
	Morgan	0	0	0	1	0	0	0	1
	<b>Circuit Total</b>	<b>20</b>	<b>4</b>	<b>18</b>	<b>9</b>	<b>11</b>	<b>0</b>	<b>0</b>	<b>62</b>
27	Bates	6	2	3	1	0	0	0	12
	Henry	11	0	1	2	5	0	8	27
	St. Clair	3	1	2	0	0	0	1	7
	<b>Circuit Total</b>	<b>20</b>	<b>3</b>	<b>6</b>	<b>3</b>	<b>5</b>	<b>0</b>	<b>9</b>	<b>46</b>
28	Barton	0	1	1	1	0	1	1	5
	Cedar	1	3	1	0	0	1	1	7
	Dade	1	1	0	0	0	0	3	5
	Vernon	2	3	1	0	0	0	0	6
	<b>Circuit Total</b>	<b>4</b>	<b>8</b>	<b>3</b>	<b>1</b>	<b>0</b>	<b>2</b>	<b>5</b>	<b>23</b>
29	Jasper	78	13	5	67	9	0	10	182
	<b>Circuit Total</b>	<b>78</b>	<b>13</b>	<b>5</b>	<b>67</b>	<b>9</b>	<b>0</b>	<b>10</b>	<b>182</b>
30	Benton	12	2	5	0	4	0	0	23
	Dallas	2	1	3	0	0	0	0	6
	Hickory	0	0	1	0	0	0	0	1
	Polk	0	4	1	0	0	0	1	6
	Webster	3	1	0	0	0	0	0	4
	<b>Circuit Total</b>	<b>17</b>	<b>8</b>	<b>10</b>	<b>0</b>	<b>4</b>	<b>0</b>	<b>1</b>	<b>40</b>
31	Greene	0	0	0	37	0	0	1	38
	<b>Circuit Total</b>	<b>0</b>	<b>0</b>	<b>0</b>	<b>37</b>	<b>0</b>	<b>0</b>	<b>1</b>	<b>38</b>
32	Bollinger	0	0	0	0	0	0	0	0
	Cape Girardeau	23	5	12	3	0	0	0	43
	Perry	8	1	0	0	0	0	2	11
	<b>Circuit Total</b>	<b>31</b>	<b>6</b>	<b>12</b>	<b>3</b>	<b>0</b>	<b>0</b>	<b>2</b>	<b>54</b>
33	Mississippi	1	1	5	0	1	0	2	10
	Scott	2	4	24	1	0	1	3	35
	<b>Circuit Total</b>	<b>3</b>	<b>5</b>	<b>29</b>	<b>1</b>	<b>1</b>	<b>1</b>	<b>5</b>	<b>45</b>
34	New Madrid	1	0	1	0	0	0	1	3
	Pemiscot	0	0	0	0	0	0	0	0
	<b>Circuit Total</b>	<b>1</b>	<b>0</b>	<b>1</b>	<b>0</b>	<b>0</b>	<b>0</b>	<b>1</b>	<b>3</b>
35	Dunklin	0	0	2	0	0	0	0	2
	Stoddard	0	0	0	0	0	0	0	0
	<b>Circuit Total</b>	<b>0</b>	<b>0</b>	<b>2</b>	<b>0</b>	<b>0</b>	<b>0</b>	<b>0</b>	<b>2</b>
36	Butler	39	3	4	0	23	0	2	71
	Ripley	0	0	0	0	0	0	0	0
	<b>Circuit Total</b>	<b>39</b>	<b>3</b>	<b>4</b>	<b>0</b>	<b>23</b>	<b>0</b>	<b>2</b>	<b>71</b>
37	Carter	0	0	1	0	0	0	0	1
	Howell	13	5	2	0	4	0	5	29
	Oregon	1	0	1	0	2	0	0	4
	Shannon	7	0	0	0	4	0	0	11
	<b>Circuit Total</b>	<b>21</b>	<b>5</b>	<b>4</b>	<b>0</b>	<b>10</b>	<b>0</b>	<b>5</b>	<b>45</b>
38	Christian	16	12	3	6	1	1	3	42
	Taney	4	5	15	0	0	0	7	31
	<b>Circuit Total</b>	<b>20</b>	<b>17</b>	<b>18</b>	<b>6</b>	<b>1</b>	<b>1</b>	<b>10</b>	<b>73</b>
39	Barry	4	2	6	0	2	0	12	26
	Lawrence	9	2	5	0	1	0	2	19
	Stone	10	7	2	0	1	0	9	29
	<b>Circuit Total</b>	<b>23</b>	<b>11</b>	<b>13</b>	<b>0</b>	<b>4</b>	<b>0</b>	<b>23</b>	<b>74</b>
40	McDonald	5	2	3	2	3	0	0	15
	Newton	5	8	1	3	13	0	0	30
	<b>Circuit Total</b>	<b>10</b>	<b>10</b>	<b>4</b>	<b>5</b>	<b>16</b>	<b>0</b>	<b>0</b>	<b>45</b>
41	Macon	0	0	0	0	0	1	0	1
	Shelby	1	0	0	0	1	0	0	2
	<b>Circuit Total</b>	<b>1</b>	<b>0</b>	<b>0</b>	<b>0</b>	<b>1</b>	<b>1</b>	<b>0</b>	<b>3</b>
42	Crawford	14	2	0	1	11	0	0	28
	Dent	4	1	0	0	1	0	0	6
	Iron	4	0	0	0	0	0	0	4
	Reynolds	2	0	2	1	0	0	0	5
	Wayne	8	2	2	0	10	0	1	23
	<b>Circuit Total</b>	<b>32</b>	<b>5</b>	<b>4</b>	<b>2</b>	<b>22</b>	<b>0</b>	<b>1</b>	<b>66</b>
43	Caldwell	3	0	0	0	0	0	0	3
	Clinton	14	2	2	0	0	0	0	18
	Daviess	0	1	0	0	0	0	0	1
	DeKalb	0	1	2	0	0	0	0	3
	Livingston	2	0	1	0	0	0	0	3
	<b>Circuit Total</b>	<b>19</b>	<b>4</b>	<b>5</b>	<b>0</b>	<b>0</b>	<b>0</b>	<b>0</b>	<b>28</b>
44	Douglas	2	1	0	0	2	0	0	5
	Ozark	0	0	0	0	0	0	0	0
	Wright	0	0	1	1	0	0	0	2
	<b>Circuit Total</b>	<b>2</b>	<b>1</b>	<b>1</b>	<b>1</b>	<b>2</b>	<b>0</b>	<b>0</b>	<b>7</b>
45	Lincoln	30	13	6	2	1	0	4	56
	Pike	0	2	2	0	1	0	3	8
	<b>Circuit Total</b>	<b>30</b>	<b>15</b>	<b>8</b>	<b>2</b>	<b>2</b>	<b>0</b>	<b>7</b>	<b>64</b>
	<b>STATE TOTAL</b>	<b>3,729</b>	<b>412</b>	<b>552</b>	<b>228</b>	<b>675</b>	<b>16</b>	<b>213</b>	<b>5,825</b>

**Table 30**  
**Associate Court, FY 2012**  
**Real Estate Cases Filed by Case Type**

Cir. No.	County	Application-Enforce Mechanic's Lien	Landlord Complaint	Landlord Actions	Partition	Quiet Title	Rent and Possession	Unlawful Detainer	Foreclosure	JIS Other	Total Cases Filed
1	Clark	0	0	0	0	0	2	3	0	0	5
	Schulyer	0	0	0	0	0	1	2	0	0	3
	Scotland	0	0	0	0	0	0	1	0	0	1
	<b>Circuit Total</b>	<b>0</b>	<b>0</b>	<b>0</b>	<b>0</b>	<b>0</b>	<b>3</b>	<b>6</b>	<b>0</b>	<b>0</b>	<b>9</b>
2	Adair	0	0	0	0	0	40	12	0	1	53
	Knox	0	0	0	0	0	0	0	0	0	0
	Lewis	0	0	0	0	1	3	4	0	0	8
	<b>Circuit Total</b>	<b>0</b>	<b>0</b>	<b>0</b>	<b>0</b>	<b>1</b>	<b>43</b>	<b>16</b>	<b>0</b>	<b>1</b>	<b>61</b>
3	Grundy	0	0	0	0	0	5	4	0	0	9
	Harrison	0	7	0	0	0	0	4	0	0	11
	Mercer	0	0	0	0	0	0	2	0	1	3
	Putnam	0	0	0	0	0	0	4	0	0	4
	<b>Circuit Total</b>	<b>0</b>	<b>7</b>	<b>0</b>	<b>0</b>	<b>0</b>	<b>5</b>	<b>14</b>	<b>0</b>	<b>1</b>	<b>27</b>
4	Atchison	0	0	0	0	0	0	4	0	0	4
	Gentry	0	0	0	0	0	2	3	0	0	5
	Holt	0	4	0	0	0	0	12	0	0	16
	Nodaway	0	1	0	0	0	8	6	0	0	15
	Worth	0	0	0	0	0	0	0	0	0	0
	<b>Circuit Total</b>	<b>0</b>	<b>5</b>	<b>0</b>	<b>0</b>	<b>0</b>	<b>10</b>	<b>25</b>	<b>0</b>	<b>0</b>	<b>40</b>
5	Andrew	0	3	0	0	0	9	12	0	0	24
	Buchanan	0	156	0	0	1	540	121	0	0	818
	<b>Circuit Total</b>	<b>0</b>	<b>159</b>	<b>0</b>	<b>0</b>	<b>1</b>	<b>549</b>	<b>133</b>	<b>0</b>	<b>0</b>	<b>842</b>
6	Platte	1	3	0	0	0	516	129	0	16	665
	<b>Circuit Total</b>	<b>1</b>	<b>3</b>	<b>0</b>	<b>0</b>	<b>0</b>	<b>516</b>	<b>129</b>	<b>0</b>	<b>16</b>	<b>665</b>
7	Clay	0	71	0	0	0	1,839	400	0	16	2,326
	<b>Circuit Total</b>	<b>0</b>	<b>71</b>	<b>0</b>	<b>0</b>	<b>0</b>	<b>1,839</b>	<b>400</b>	<b>0</b>	<b>16</b>	<b>2,326</b>
8	Carroll	0	1	0	0	0	7	5	0	0	13
	Ray	0	7	0	0	0	21	49	0	0	77
	<b>Circuit Total</b>	<b>0</b>	<b>8</b>	<b>0</b>	<b>0</b>	<b>0</b>	<b>28</b>	<b>54</b>	<b>0</b>	<b>0</b>	<b>90</b>
9	Chariton	0	0	0	0	0	1	1	0	1	3
	Linn	0	0	0	0	0	8	3	0	1	12
	Sullivan	0	0	0	0	0	4	2	0	0	6
	<b>Circuit Total</b>	<b>0</b>	<b>0</b>	<b>0</b>	<b>0</b>	<b>0</b>	<b>13</b>	<b>6</b>	<b>0</b>	<b>2</b>	<b>21</b>
10	Marion	0	0	0	0	0	26	34	0	0	60
	Monroe	0	1	0	0	0	1	6	0	0	8
	Ralls	0	0	0	0	0	0	9	0	1	10
	<b>Circuit Total</b>	<b>0</b>	<b>1</b>	<b>0</b>	<b>0</b>	<b>0</b>	<b>27</b>	<b>49</b>	<b>0</b>	<b>1</b>	<b>78</b>
11	St. Charles	4	133	420	1	2	810	414	1	107	1,892
	<b>Circuit Total</b>	<b>4</b>	<b>133</b>	<b>420</b>	<b>1</b>	<b>2</b>	<b>810</b>	<b>414</b>	<b>1</b>	<b>107</b>	<b>1,892</b>
12	Audrain	0	0	0	0	0	13	30	0	0	43
	Montgomery	0	0	0	0	0	11	13	0	0	24
	Warren	0	0	0	0	0	101	44	0	4	149
	<b>Circuit Total</b>	<b>0</b>	<b>0</b>	<b>0</b>	<b>0</b>	<b>0</b>	<b>125</b>	<b>87</b>	<b>0</b>	<b>4</b>	<b>216</b>
13	Boone	1	7	0	2	1	969	151	0	3	1,134
	Callaway	1	0	0	0	0	74	27	0	5	107
	<b>Circuit Total</b>	<b>2</b>	<b>7</b>	<b>0</b>	<b>2</b>	<b>1</b>	<b>1,043</b>	<b>178</b>	<b>0</b>	<b>8</b>	<b>1,241</b>
14	Howard	0	0	0	0	0	5	9	0	0	14
	Randolph	1	0	0	0	0	25	15	0	1	42
	<b>Circuit Total</b>	<b>1</b>	<b>0</b>	<b>0</b>	<b>0</b>	<b>0</b>	<b>30</b>	<b>24</b>	<b>0</b>	<b>1</b>	<b>56</b>
15	Lafayette	0	119	0	0	0	17	44	0	0	180
	Saline	0	0	0	0	0	12	33	0	0	45
	<b>Circuit Total</b>	<b>0</b>	<b>119</b>	<b>0</b>	<b>0</b>	<b>0</b>	<b>29</b>	<b>77</b>	<b>0</b>	<b>0</b>	<b>225</b>
16	Jackson	6	3,101	0	0	33	5,094	1,670	1	15	9,920
	<b>Circuit Total</b>	<b>6</b>	<b>3,101</b>	<b>0</b>	<b>0</b>	<b>33</b>	<b>5,094</b>	<b>1,670</b>	<b>1</b>	<b>15</b>	<b>9,920</b>
17	Cass	0	280	0	0	0	190	161	0	14	645
	Johnson	0	0	0	0	0	0	1	0	1	2
	<b>Circuit Total</b>	<b>0</b>	<b>280</b>	<b>0</b>	<b>0</b>	<b>0</b>	<b>190</b>	<b>162</b>	<b>0</b>	<b>15</b>	<b>647</b>
18	Cooper	0	0	0	0	1	22	17	0	1	41
	Pettis	0	0	0	0	0	193	58	0	7	258
	<b>Circuit Total</b>	<b>0</b>	<b>0</b>	<b>0</b>	<b>0</b>	<b>1</b>	<b>215</b>	<b>75</b>	<b>0</b>	<b>8</b>	<b>299</b>
19	Cole	2	3	0	0	0	373	77	0	2	457
	<b>Circuit Total</b>	<b>2</b>	<b>3</b>	<b>0</b>	<b>0</b>	<b>0</b>	<b>373</b>	<b>77</b>	<b>0</b>	<b>2</b>	<b>457</b>
20	Franklin	2	188	0	0	0	318	119	0	4	631
	Gasconade	0	2	0	0	0	5	9	0	0	16
	Osage	0	0	0	0	0	13	6	0	0	19
	<b>Circuit Total</b>	<b>2</b>	<b>190</b>	<b>0</b>	<b>0</b>	<b>0</b>	<b>336</b>	<b>134</b>	<b>0</b>	<b>4</b>	<b>666</b>
21	St. Louis County	13	961	8,464	0	8	714	155	5	60	10,380
	<b>Circuit Total</b>	<b>13</b>	<b>961</b>	<b>8,464</b>	<b>0</b>	<b>8</b>	<b>714</b>	<b>155</b>	<b>5</b>	<b>60</b>	<b>10,380</b>
22	City of St. Louis	2	68	0	0	0	5,418	1,097	0	1	6,586
	<b>Circuit Total</b>	<b>2</b>	<b>68</b>	<b>0</b>	<b>0</b>	<b>0</b>	<b>5,418</b>	<b>1,097</b>	<b>0</b>	<b>1</b>	<b>6,586</b>
23	Jefferson	12	0	0	0	0	1,107	368	4	80	1,571
	<b>Circuit Total</b>	<b>12</b>	<b>0</b>	<b>0</b>	<b>0</b>	<b>0</b>	<b>1,107</b>	<b>368</b>	<b>4</b>	<b>80</b>	<b>1,571</b>
24	Madison	0	0	0	0	0	10	16	0	1	27
	St. Francois	0	1	0	0	0	200	98	0	3	302
	Ste. Genevieve	0	0	0	0	0	16	17	0	0	33
	Washington	0	0	0	0	0	25	20	0	0	45
	<b>Circuit Total</b>	<b>0</b>	<b>1</b>	<b>0</b>	<b>0</b>	<b>0</b>	<b>251</b>	<b>151</b>	<b>0</b>	<b>4</b>	<b>407</b>

**Table 30**  
**Associate Court, FY 2012**  
**Real Estate Cases Filed by Case Type**

Cir. No.	County	Application-Enforce Mechanic's Lien	Landlord Complaint	Landlord Actions	Partition	Quiet Title	Rent and Possession	Unlawful Detainer	Foreclosure	JIS Other	Total Cases Filed
25	Maries	0	5	0	0	0	1	3	0	1	10
	Phelps	2	0	0	0	0	72	63	0	1	138
	Pulaski	1	0	0	0	0	68	16	0	1	86
	Texas	0	3	0	0	0	1	6	0	0	10
	<b>Circuit Total</b>	<b>3</b>	<b>8</b>	<b>0</b>	<b>0</b>	<b>0</b>	<b>142</b>	<b>88</b>	<b>0</b>	<b>3</b>	<b>244</b>
26	Camden	1	1	0	0	0	34	83	0	52	171
	Laclede	0	0	0	0	0	13	38	0	0	51
	Miller	2	1	0	0	0	42	31	0	1	77
	Moniteau	0	1	0	0	0	12	5	0	0	18
	Morgan	0	0	0	0	0	14	26	0	0	40
	<b>Circuit Total</b>	<b>3</b>	<b>3</b>	<b>0</b>	<b>0</b>	<b>0</b>	<b>115</b>	<b>183</b>	<b>0</b>	<b>53</b>	<b>357</b>
27	Bates	0	1	0	0	0	18	17	0	0	36
	Henry	0	0	0	0	0	56	19	0	0	75
	St. Clair	1	1	0	0	0	2	4	0	0	8
	<b>Circuit Total</b>	<b>1</b>	<b>2</b>	<b>0</b>	<b>0</b>	<b>0</b>	<b>76</b>	<b>40</b>	<b>0</b>	<b>0</b>	<b>119</b>
28	Barton	0	0	0	0	0	11	4	0	0	15
	Cedar	0	0	0	0	0	17	5	0	0	22
	Dade	0	0	0	0	0	6	6	0	0	12
	Vernon	0	1	0	0	0	19	27	0	1	48
	<b>Circuit Total</b>	<b>0</b>	<b>1</b>	<b>0</b>	<b>0</b>	<b>0</b>	<b>53</b>	<b>42</b>	<b>0</b>	<b>1</b>	<b>97</b>
29	Jasper	1	5	0	1	7	678	130	0	9	831
	<b>Circuit Total</b>	<b>1</b>	<b>5</b>	<b>0</b>	<b>1</b>	<b>7</b>	<b>678</b>	<b>130</b>	<b>0</b>	<b>9</b>	<b>831</b>
30	Benton	1	0	0	0	0	9	25	0	7	42
	Dallas	0	0	0	0	0	7	10	0	0	17
	Hickory	0	0	0	0	0	1	4	0	0	5
	Polk	0	2	0	0	0	54	28	0	7	91
	Webster	0	0	0	0	0	74	43	0	1	118
	<b>Circuit Total</b>	<b>1</b>	<b>2</b>	<b>0</b>	<b>0</b>	<b>0</b>	<b>145</b>	<b>110</b>	<b>0</b>	<b>15</b>	<b>273</b>
31	Greene	5	5	0	0	0	2,752	303	0	16	3,081
	<b>Circuit Total</b>	<b>5</b>	<b>5</b>	<b>0</b>	<b>0</b>	<b>0</b>	<b>2,752</b>	<b>303</b>	<b>0</b>	<b>16</b>	<b>3,081</b>
32	Bollinger	0	0	0	0	0	6	1	0	0	7
	Cape Girardeau	0	11	0	0	0	248	54	0	0	313
	Perry	0	0	0	0	1	15	6	0	0	22
	<b>Circuit Total</b>	<b>0</b>	<b>11</b>	<b>0</b>	<b>0</b>	<b>1</b>	<b>269</b>	<b>61</b>	<b>0</b>	<b>0</b>	<b>342</b>
33	Mississippi	0	0	0	0	0	53	11	0	0	64
	Scott	0	0	0	0	0	132	38	0	0	170
	<b>Circuit Total</b>	<b>0</b>	<b>0</b>	<b>0</b>	<b>0</b>	<b>0</b>	<b>185</b>	<b>49</b>	<b>0</b>	<b>0</b>	<b>234</b>
34	New Madrid	0	0	0	0	0	37	16	0	0	53
	Pemiscot	0	0	0	0	0	60	6	0	0	66
	<b>Circuit Total</b>	<b>0</b>	<b>0</b>	<b>0</b>	<b>0</b>	<b>0</b>	<b>97</b>	<b>22</b>	<b>0</b>	<b>0</b>	<b>119</b>
35	Dunklin	0	0	0	0	0	57	13	0	1	71
	Stoddard	0	0	0	0	0	80	25	0	1	106
	<b>Circuit Total</b>	<b>0</b>	<b>0</b>	<b>0</b>	<b>0</b>	<b>0</b>	<b>137</b>	<b>38</b>	<b>0</b>	<b>2</b>	<b>177</b>
36	Butler	0	0	0	0	0	201	23	0	3	227
	Ripley	0	0	0	0	0	11	18	0	2	31
	<b>Circuit Total</b>	<b>0</b>	<b>0</b>	<b>0</b>	<b>0</b>	<b>0</b>	<b>212</b>	<b>41</b>	<b>0</b>	<b>5</b>	<b>258</b>
37	Carter	0	0	0	0	0	2	0	0	0	2
	Howell	0	2	0	0	1	15	33	0	1	52
	Oregon	0	1	0	0	0	0	8	0	1	10
	Shannon	0	0	0	0	0	0	0	0	0	0
	<b>Circuit Total</b>	<b>0</b>	<b>3</b>	<b>0</b>	<b>0</b>	<b>1</b>	<b>17</b>	<b>41</b>	<b>0</b>	<b>2</b>	<b>64</b>
38	Christian	0	0	0	0	0	415	86	0	2	503
	Taney	4	1	0	0	0	258	116	1	7	387
	<b>Circuit Total</b>	<b>4</b>	<b>1</b>	<b>0</b>	<b>0</b>	<b>0</b>	<b>673</b>	<b>202</b>	<b>1</b>	<b>9</b>	<b>890</b>
39	Barry	0	1	0	0	0	25	46	0	2	74
	Lawrence	3	1	0	0	2	51	48	0	1	106
	Stone	2	0	0	0	0	55	69	0	2	128
	<b>Circuit Total</b>	<b>5</b>	<b>2</b>	<b>0</b>	<b>0</b>	<b>2</b>	<b>131</b>	<b>163</b>	<b>0</b>	<b>5</b>	<b>308</b>
40	McDonald	0	0	0	0	0	30	36	0	1	67
	Newton	0	2	0	0	0	145	79	0	1	227
	<b>Circuit Total</b>	<b>0</b>	<b>2</b>	<b>0</b>	<b>0</b>	<b>0</b>	<b>175</b>	<b>115</b>	<b>0</b>	<b>2</b>	<b>294</b>
41	Macon	0	0	0	0	0	4	6	0	0	10
	Shelby	0	0	0	0	0	3	2	0	1	6
	<b>Circuit Total</b>	<b>0</b>	<b>0</b>	<b>0</b>	<b>0</b>	<b>0</b>	<b>7</b>	<b>8</b>	<b>0</b>	<b>1</b>	<b>16</b>
42	Crawford	1	0	0	0	0	39	15	0	0	55
	Dent	0	1	0	0	2	4	7	0	0	14
	Iron	0	0	0	0	0	4	9	0	0	13
	Reynolds	0	0	0	0	0	3	2	0	0	5
	Wayne	0	0	0	0	0	8	8	0	0	16
	<b>Circuit Total</b>	<b>1</b>	<b>1</b>	<b>0</b>	<b>0</b>	<b>2</b>	<b>58</b>	<b>41</b>	<b>0</b>	<b>0</b>	<b>103</b>
43	Caldwell	0	1	0	0	0	5	12	0	0	18
	Clinton	0	0	0	0	0	22	29	0	1	52
	Daviess	0	1	0	0	0	0	1	0	2	4
	DeKalb	0	1	0	0	0	5	13	0	0	19
	Livingston	0	1	0	0	0	7	8	0	1	17
	<b>Circuit Total</b>	<b>0</b>	<b>4</b>	<b>0</b>	<b>0</b>	<b>0</b>	<b>39</b>	<b>63</b>	<b>0</b>	<b>4</b>	<b>110</b>
44	Douglas	0	2	0	0	2	7	6	0	0	17
	Ozark	0	0	0	0	0	0	3	0	0	3
	Wright	0	0	0	0	0	11	9	0	0	20
	<b>Circuit Total</b>	<b>0</b>	<b>2</b>	<b>0</b>	<b>0</b>	<b>2</b>	<b>18</b>	<b>18</b>	<b>0</b>	<b>0</b>	<b>40</b>
45	Lincoln	0	0	0	0	0	129	84	0	5	218
	Pike	0	0	0	0	0	4	18	0	0	22
	<b>Circuit Total</b>	<b>0</b>	<b>0</b>	<b>0</b>	<b>0</b>	<b>0</b>	<b>133</b>	<b>102</b>	<b>0</b>	<b>5</b>	<b>240</b>
	<b>STATE TOTAL</b>	<b>69</b>	<b>5,169</b>	<b>8,884</b>	<b>4</b>	<b>62</b>	<b>24,880</b>	<b>7,361</b>	<b>12</b>	<b>478</b>	<b>46,919</b>

**Table 31**  
**Associate Court, FY 2012**  
**Miscellaneous Civil Cases Filed by Case Type**

Cir. No.	County	Action Against Garnishee	CAFA Forfeiture	Delinquent City Tax	Delinquent County Tax	Delinquent Sales Tax	Delinquent State Tax	Expung/Correct Arrest Record	Gun Permit Appeal	Owner/Lienholder Pet for Prop Rel	Personal Property Taxes	Arbitration Filed
1	Clark	0	0	0	0	0	0	0	0	0	0	0
	Schulyer	0	0	0	0	0	0	0	0	0	0	0
	Scotland	0	0	0	0	0	0	0	0	0	0	0
	<b>Circuit Total</b>	<b>0</b>	<b>0</b>	<b>0</b>	<b>0</b>	<b>0</b>	<b>0</b>	<b>0</b>	<b>0</b>	<b>0</b>	<b>0</b>	<b>0</b>
2	Adair	0	0	0	0	0	0	0	0	0	0	0
	Knox	0	0	0	0	0	0	0	0	0	0	0
	Lewis	0	0	0	0	0	0	0	0	0	0	0
	<b>Circuit Total</b>	<b>0</b>	<b>0</b>	<b>0</b>	<b>0</b>	<b>0</b>	<b>0</b>	<b>0</b>	<b>0</b>	<b>0</b>	<b>0</b>	<b>0</b>
3	Grundy	0	4	0	0	0	0	0	0	0	0	0
	Harrison	0	0	0	0	0	0	0	0	0	0	0
	Mercer	0	0	0	0	0	0	1	0	0	0	0
	Putnam	0	0	0	0	0	0	0	0	0	0	0
	<b>Circuit Total</b>	<b>0</b>	<b>4</b>	<b>0</b>	<b>0</b>	<b>0</b>	<b>0</b>	<b>1</b>	<b>0</b>	<b>0</b>	<b>0</b>	<b>0</b>
4	Atchison	0	0	0	0	0	0	0	0	0	0	0
	Gentry	0	0	0	0	0	0	0	0	0	4	0
	Holt	0	0	0	0	0	0	0	0	0	3	0
	Nodaway	0	0	0	0	0	0	0	0	0	0	0
	Worth	0	0	0	0	0	0	0	0	0	0	0
	<b>Circuit Total</b>	<b>0</b>	<b>0</b>	<b>0</b>	<b>0</b>	<b>0</b>	<b>0</b>	<b>0</b>	<b>0</b>	<b>0</b>	<b>7</b>	<b>0</b>
5	Andrew	0	0	0	0	0	0	0	0	0	0	0
	Buchanan	0	0	2	0	0	0	2	0	0	0	0
	<b>Circuit Total</b>	<b>0</b>	<b>0</b>	<b>2</b>	<b>0</b>	<b>0</b>	<b>0</b>	<b>2</b>	<b>0</b>	<b>0</b>	<b>0</b>	<b>0</b>
6	Platte	0	0	97	0	0	0	0	0	0	18	1
	<b>Circuit Total</b>	<b>0</b>	<b>0</b>	<b>97</b>	<b>0</b>	<b>0</b>	<b>0</b>	<b>0</b>	<b>0</b>	<b>0</b>	<b>18</b>	<b>1</b>
7	Clay	0	0	235	1,257	0	0	4	0	0	0	0
	<b>Circuit Total</b>	<b>0</b>	<b>0</b>	<b>235</b>	<b>1,257</b>	<b>0</b>	<b>0</b>	<b>4</b>	<b>0</b>	<b>0</b>	<b>0</b>	<b>0</b>
8	Carroll	0	0	0	0	0	0	0	0	0	0	0
	Ray	0	0	0	0	0	0	0	0	0	0	0
	<b>Circuit Total</b>	<b>0</b>	<b>0</b>	<b>0</b>	<b>0</b>	<b>0</b>	<b>0</b>	<b>0</b>	<b>0</b>	<b>0</b>	<b>0</b>	<b>0</b>
9	Chariton	0	0	0	0	0	0	0	0	0	0	0
	Linn	0	0	0	0	0	0	0	0	0	0	0
	Sullivan	0	0	0	0	0	0	0	0	0	0	0
	<b>Circuit Total</b>	<b>0</b>	<b>0</b>	<b>0</b>	<b>0</b>	<b>0</b>	<b>0</b>	<b>0</b>	<b>0</b>	<b>0</b>	<b>0</b>	<b>0</b>
10	Marion	0	0	0	0	0	0	0	0	0	0	0
	Monroe	0	1	0	0	0	0	1	0	0	0	0
	Ralls	0	0	0	0	0	0	0	0	0	0	0
	<b>Circuit Total</b>	<b>0</b>	<b>1</b>	<b>0</b>	<b>0</b>	<b>0</b>	<b>0</b>	<b>1</b>	<b>0</b>	<b>0</b>	<b>0</b>	<b>0</b>
11	St. Charles	0	6	0	0	0	0	18	0	0	0	0
	<b>Circuit Total</b>	<b>0</b>	<b>6</b>	<b>0</b>	<b>0</b>	<b>0</b>	<b>0</b>	<b>18</b>	<b>0</b>	<b>0</b>	<b>0</b>	<b>0</b>
12	Audrain	0	0	0	0	0	0	1	0	0	0	0
	Montgomery	0	0	0	0	0	0	1	0	0	0	1
	Warren	0	0	0	1	0	0	1	0	0	151	0
	<b>Circuit Total</b>	<b>0</b>	<b>0</b>	<b>0</b>	<b>1</b>	<b>0</b>	<b>0</b>	<b>3</b>	<b>0</b>	<b>0</b>	<b>151</b>	<b>1</b>
13	Boone	0	17	0	0	0	0	33	1	0	149	0
	Callaway	0	9	0	0	0	0	6	0	0	2	0
	<b>Circuit Total</b>	<b>0</b>	<b>26</b>	<b>0</b>	<b>0</b>	<b>0</b>	<b>0</b>	<b>39</b>	<b>1</b>	<b>0</b>	<b>151</b>	<b>0</b>
14	Howard	0	0	0	0	0	0	0	0	0	0	0
	Randolph	0	0	0	0	0	0	0	0	0	0	1
	<b>Circuit Total</b>	<b>0</b>	<b>0</b>	<b>0</b>	<b>0</b>	<b>0</b>	<b>0</b>	<b>0</b>	<b>0</b>	<b>0</b>	<b>0</b>	<b>1</b>
15	Lafayette	0	1	0	2	0	0	0	0	0	0	0
	Saline	0	0	0	0	0	0	0	0	0	0	0
	<b>Circuit Total</b>	<b>0</b>	<b>1</b>	<b>0</b>	<b>2</b>	<b>0</b>	<b>0</b>	<b>0</b>	<b>0</b>	<b>0</b>	<b>0</b>	<b>0</b>
16	Jackson	0	0	844	84	0	0	32	0	0	0	0
	<b>Circuit Total</b>	<b>0</b>	<b>0</b>	<b>844</b>	<b>84</b>	<b>0</b>	<b>0</b>	<b>32</b>	<b>0</b>	<b>0</b>	<b>0</b>	<b>0</b>
17	Cass	0	0	0	0	0	0	0	0	0	0	0
	Johnson	0	0	0	0	0	0	0	0	0	0	0
	<b>Circuit Total</b>	<b>0</b>	<b>0</b>	<b>0</b>	<b>0</b>	<b>0</b>	<b>0</b>	<b>0</b>	<b>0</b>	<b>0</b>	<b>0</b>	<b>0</b>
18	Cooper	0	0	0	0	0	0	3	0	0	0	0
	Pettis	0	0	0	0	0	0	0	0	0	0	0
	<b>Circuit Total</b>	<b>0</b>	<b>0</b>	<b>0</b>	<b>0</b>	<b>0</b>	<b>0</b>	<b>3</b>	<b>0</b>	<b>0</b>	<b>0</b>	<b>0</b>
19	Cole	0	0	0	0	0	0	4	0	0	0	0
	<b>Circuit Total</b>	<b>0</b>	<b>0</b>	<b>0</b>	<b>0</b>	<b>0</b>	<b>0</b>	<b>4</b>	<b>0</b>	<b>0</b>	<b>0</b>	<b>0</b>
20	Franklin	1	0	0	0	0	0	0	0	0	0	0
	Gasconade	0	0	0	0	0	0	0	0	0	0	0
	Osage	0	0	0	0	0	0	0	0	0	0	0
	<b>Circuit Total</b>	<b>1</b>	<b>0</b>	<b>0</b>	<b>0</b>	<b>0</b>	<b>0</b>	<b>0</b>	<b>0</b>	<b>0</b>	<b>0</b>	<b>0</b>
21	St. Louis County	0	0	1	0	0	0	0	0	0	1,226	0
	<b>Circuit Total</b>	<b>0</b>	<b>0</b>	<b>1</b>	<b>0</b>	<b>0</b>	<b>0</b>	<b>0</b>	<b>0</b>	<b>0</b>	<b>1,226</b>	<b>0</b>
22	City of St. Louis	0	41	692	0	0	24	0	0	0	0	0
	<b>Circuit Total</b>	<b>0</b>	<b>41</b>	<b>692</b>	<b>0</b>	<b>0</b>	<b>24</b>	<b>0</b>	<b>0</b>	<b>0</b>	<b>0</b>	<b>0</b>
23	Jefferson	0	0	0	0	0	0	0	0	0	0	0
	<b>Circuit Total</b>	<b>0</b>	<b>0</b>	<b>0</b>	<b>0</b>	<b>0</b>	<b>0</b>	<b>0</b>	<b>0</b>	<b>0</b>	<b>0</b>	<b>0</b>
24	Madison	0	0	0	0	0	0	0	0	0	0	0
	St. Francois	0	0	0	0	0	0	1	0	0	0	0
	Ste. Genevieve	0	0	0	0	0	0	2	0	0	0	0
	Washington	0	0	0	0	0	0	0	0	0	0	0
	<b>Circuit Total</b>	<b>0</b>	<b>0</b>	<b>0</b>	<b>0</b>	<b>0</b>	<b>0</b>	<b>3</b>	<b>0</b>	<b>0</b>	<b>0</b>	<b>0</b>



**Table 31**  
**Associate Court, FY 2012**  
**Miscellaneous Civil Cases Filed by Case Type**

Cir No.	County	Registration Foreign Judgment	Replevin	Revival of Judgment	Contempt	Examination Judgment Debtor	Out of State Witness	Grandparent Visitation	Tax Action Other	JIS Other	Total Cases Filed
1	Clark	1	0	0	0	0	0	0	0	0	1
	Schulyer	1	0	0	0	0	0	0	0	4	5
	Scotland	0	0	0	0	0	0	0	0	6	6
	<b>Circuit Total</b>	<b>2</b>	<b>0</b>	<b>0</b>	<b>0</b>	<b>0</b>	<b>0</b>	<b>0</b>	<b>0</b>	<b>10</b>	<b>12</b>
2	Adair	2	3	0	0	0	0	0	0	0	5
	Knox	0	0	0	0	0	0	0	0	0	0
	Lewis	1	0	1	0	0	0	0	0	2	4
	<b>Circuit Total</b>	<b>3</b>	<b>3</b>	<b>1</b>	<b>0</b>	<b>0</b>	<b>0</b>	<b>0</b>	<b>0</b>	<b>2</b>	<b>9</b>
3	Grundy	0	0	0	0	0	0	0	0	0	4
	Harrison	1	2	0	0	0	0	0	0	0	3
	Mercer	0	0	0	0	0	0	0	0	0	1
	Putnam	0	0	0	0	0	0	0	0	2	2
	<b>Circuit Total</b>	<b>1</b>	<b>2</b>	<b>0</b>	<b>0</b>	<b>0</b>	<b>0</b>	<b>0</b>	<b>0</b>	<b>2</b>	<b>10</b>
4	Atchison	3	0	0	0	0	0	0	0	0	3
	Gentry	0	1	0	0	0	0	0	0	0	5
	Holt	1	1	0	0	0	0	0	0	7	12
	Nodaway	1	2	0	0	0	0	0	0	1	4
	Worth	0	0	0	0	0	0	0	0	0	0
	<b>Circuit Total</b>	<b>5</b>	<b>4</b>	<b>0</b>	<b>0</b>	<b>0</b>	<b>0</b>	<b>0</b>	<b>0</b>	<b>8</b>	<b>24</b>
5	Andrew	0	1	0	0	0	0	0	0	0	1
	Buchanan	0	10	0	0	0	0	0	0	7	21
	<b>Circuit Total</b>	<b>0</b>	<b>11</b>	<b>0</b>	<b>0</b>	<b>0</b>	<b>0</b>	<b>0</b>	<b>0</b>	<b>7</b>	<b>22</b>
6	Platte	17	12	7	0	0	0	0	0	0	152
	<b>Circuit Total</b>	<b>17</b>	<b>12</b>	<b>7</b>	<b>0</b>	<b>0</b>	<b>0</b>	<b>0</b>	<b>0</b>	<b>0</b>	<b>152</b>
7	Clay	0	26	0	0	0	0	0	0	6	1528
	<b>Circuit Total</b>	<b>0</b>	<b>26</b>	<b>0</b>	<b>0</b>	<b>0</b>	<b>0</b>	<b>0</b>	<b>0</b>	<b>6</b>	<b>1528</b>
8	Carroll	0	1	0	0	0	0	0	0	0	1
	Ray	3	4	0	0	0	0	0	0	18	25
	<b>Circuit Total</b>	<b>3</b>	<b>5</b>	<b>0</b>	<b>0</b>	<b>0</b>	<b>0</b>	<b>0</b>	<b>0</b>	<b>18</b>	<b>26</b>
9	Chariton	0	1	0	0	0	0	0	0	0	1
	Linn	0	0	0	0	0	0	0	0	0	0
	Sullivan	0	0	0	0	0	0	0	0	2	2
	<b>Circuit Total</b>	<b>0</b>	<b>1</b>	<b>0</b>	<b>0</b>	<b>0</b>	<b>0</b>	<b>0</b>	<b>0</b>	<b>2</b>	<b>3</b>
10	Marion	6	1	2	0	0	0	0	0	4	13
	Monroe	0	1	0	0	0	0	0	0	1	4
	Ralls	2	0	0	0	0	0	0	0	2	4
	<b>Circuit Total</b>	<b>8</b>	<b>2</b>	<b>2</b>	<b>0</b>	<b>0</b>	<b>0</b>	<b>0</b>	<b>0</b>	<b>7</b>	<b>21</b>
11	St. Charles	47	35	0	0	0	0	4	0	49	159
	<b>Circuit Total</b>	<b>47</b>	<b>35</b>	<b>0</b>	<b>0</b>	<b>0</b>	<b>0</b>	<b>4</b>	<b>0</b>	<b>49</b>	<b>159</b>
12	Audrain	1	1	0	0	0	0	0	0	2	5
	Montgomery	0	1	0	0	0	0	0	0	1	4
	Warren	2	3	0	0	0	0	0	0	3	161
	<b>Circuit Total</b>	<b>3</b>	<b>5</b>	<b>0</b>	<b>0</b>	<b>0</b>	<b>0</b>	<b>0</b>	<b>0</b>	<b>6</b>	<b>170</b>
13	Boone	16	4	0	0	0	0	1	0	34	255
	Callaway	6	5	0	0	0	0	0	0	4	32
	<b>Circuit Total</b>	<b>22</b>	<b>9</b>	<b>0</b>	<b>0</b>	<b>0</b>	<b>0</b>	<b>1</b>	<b>0</b>	<b>38</b>	<b>287</b>
14	Howard	0	0	0	0	0	0	0	0	1	1
	Randolph	1	2	0	0	0	0	0	0	8	12
	<b>Circuit Total</b>	<b>1</b>	<b>2</b>	<b>0</b>	<b>0</b>	<b>0</b>	<b>0</b>	<b>0</b>	<b>0</b>	<b>9</b>	<b>13</b>
15	Lafayette	3	2	2	0	1	0	0	0	1	12
	Saline	3	2	0	0	0	0	0	0	1	6
	<b>Circuit Total</b>	<b>6</b>	<b>4</b>	<b>2</b>	<b>0</b>	<b>1</b>	<b>0</b>	<b>0</b>	<b>0</b>	<b>2</b>	<b>18</b>
16	Jackson	341	113	0	0	0	0	0	0	140	1,554
	<b>Circuit Total</b>	<b>341</b>	<b>113</b>	<b>0</b>	<b>0</b>	<b>0</b>	<b>0</b>	<b>0</b>	<b>0</b>	<b>140</b>	<b>1,554</b>
17	Cass	13	11	0	0	0	0	1	0	0	25
	Johnson	3	3	0	0	0	0	0	0	1	7
	<b>Circuit Total</b>	<b>16</b>	<b>14</b>	<b>0</b>	<b>0</b>	<b>0</b>	<b>0</b>	<b>1</b>	<b>0</b>	<b>1</b>	<b>32</b>
18	Cooper	1	0	0	0	0	0	0	0	2	6
	Pettis	4	3	0	0	0	0	0	0	1	8
	<b>Circuit Total</b>	<b>5</b>	<b>3</b>	<b>0</b>	<b>0</b>	<b>0</b>	<b>0</b>	<b>0</b>	<b>0</b>	<b>3</b>	<b>14</b>
19	Cole	14	3	0	0	0	0	0	1	63	85
	<b>Circuit Total</b>	<b>14</b>	<b>3</b>	<b>0</b>	<b>0</b>	<b>0</b>	<b>0</b>	<b>0</b>	<b>1</b>	<b>63</b>	<b>85</b>
20	Franklin	8	17	0	0	0	0	0	0	61	87
	Gasconade	0	0	0	0	0	0	0	0	1	1
	Osage	0	0	0	0	0	0	0	0	15	15
	<b>Circuit Total</b>	<b>8</b>	<b>17</b>	<b>0</b>	<b>0</b>	<b>0</b>	<b>0</b>	<b>0</b>	<b>0</b>	<b>77</b>	<b>103</b>
21	St. Louis County	290	215	0	0	0	0	0	0	36	1,768
	<b>Circuit Total</b>	<b>290</b>	<b>215</b>	<b>0</b>	<b>0</b>	<b>0</b>	<b>0</b>	<b>0</b>	<b>0</b>	<b>36</b>	<b>1,768</b>
22	City of St. Louis	25	218	0	0	0	0	0	0	26	1,026
	<b>Circuit Total</b>	<b>25</b>	<b>218</b>	<b>0</b>	<b>0</b>	<b>0</b>	<b>0</b>	<b>0</b>	<b>0</b>	<b>26</b>	<b>1,026</b>
23	Jefferson	10	34	0	0	0	0	0	1	15	60
	<b>Circuit Total</b>	<b>10</b>	<b>34</b>	<b>0</b>	<b>0</b>	<b>0</b>	<b>0</b>	<b>0</b>	<b>1</b>	<b>15</b>	<b>60</b>
24	Madison	4	2	0	0	0	0	0	0	4	10
	St. Francois	2	6	0	0	0	0	0	1	2	12
	Ste. Genevieve	0	0	0	0	0	0	0	0	22	24
	Washington	0	5	0	0	0	0	0	0	0	5
	<b>Circuit Total</b>	<b>6</b>	<b>13</b>	<b>0</b>	<b>0</b>	<b>0</b>	<b>0</b>	<b>0</b>	<b>1</b>	<b>28</b>	<b>51</b>

**Table 31**  
**Associate Court, FY 2012**  
**Miscellaneous Civil Cases Filed by Case Type**

Cir. No.	County	Action Against Garnishee	CAFA Forfeiture	Delinquent City Tax	Delinquent County Tax	Delinquent Sales Tax	Delinquent State Tax	Expung/Correct Arrest Record	Gun Permit Appeal	Owner/Lienholder Pet for Prop Rel	Personal Property Taxes	Arbitration Filed
25	Maries	0	0	0	0	0	0	0	0	0	0	0
	Phelps	0	0	0	0	0	0	3	0	0	0	0
	Pulaski	0	0	0	0	0	0	1	0	0	0	0
	Texas	0	0	0	0	0	0	0	0	0	0	0
	<b>Circuit Total</b>	<b>0</b>	<b>0</b>	<b>0</b>	<b>0</b>	<b>0</b>	<b>0</b>	<b>4</b>	<b>0</b>	<b>0</b>	<b>0</b>	<b>0</b>
26	Camden	0	0	0	0	0	0	0	0	0	0	0
	Laclede	0	0	0	0	0	0	0	0	0	0	0
	Miller	0	0	0	0	0	0	0	0	0	0	0
	Moniteau	0	0	0	0	0	0	0	0	0	0	0
	Morgan	0	0	0	0	0	0	0	0	0	0	0
	<b>Circuit Total</b>	<b>0</b>	<b>0</b>	<b>0</b>	<b>0</b>	<b>0</b>	<b>0</b>	<b>0</b>	<b>0</b>	<b>0</b>	<b>0</b>	<b>0</b>
27	Bates	0	0	0	0	0	0	0	0	0	0	0
	Henry	0	0	0	0	0	0	0	0	0	0	0
	St. Clair	0	0	0	0	0	0	0	0	0	0	0
	<b>Circuit Total</b>	<b>0</b>	<b>0</b>	<b>0</b>	<b>0</b>	<b>0</b>	<b>0</b>	<b>0</b>	<b>0</b>	<b>0</b>	<b>0</b>	<b>0</b>
28	Barton	0	0	0	0	0	0	0	0	0	0	0
	Cedar	0	0	0	0	0	0	0	0	0	0	0
	Dade	0	0	0	0	0	0	0	0	0	0	0
	Vernon	0	0	0	0	0	0	0	0	0	0	0
	<b>Circuit Total</b>	<b>0</b>	<b>0</b>	<b>0</b>	<b>0</b>	<b>0</b>	<b>0</b>	<b>0</b>	<b>0</b>	<b>0</b>	<b>0</b>	<b>0</b>
29	Jasper	0	0	0	0	0	0	2	0	0	0	0
	<b>Circuit Total</b>	<b>0</b>	<b>0</b>	<b>0</b>	<b>0</b>	<b>0</b>	<b>0</b>	<b>2</b>	<b>0</b>	<b>0</b>	<b>0</b>	<b>0</b>
30	Benton	0	0	0	0	0	0	0	0	0	0	0
	Dallas	0	0	0	0	0	0	0	0	0	0	0
	Hickory	0	0	0	0	0	0	0	0	0	0	0
	Polk	0	0	0	0	0	0	0	0	0	0	0
	Webster	0	0	0	0	0	0	0	0	0	0	0
	<b>Circuit Total</b>	<b>0</b>	<b>0</b>	<b>0</b>	<b>0</b>	<b>0</b>	<b>0</b>	<b>0</b>	<b>0</b>	<b>0</b>	<b>0</b>	<b>0</b>
31	Greene	0	0	0	0	0	0	0	0	0	0	0
	<b>Circuit Total</b>	<b>0</b>	<b>0</b>	<b>0</b>	<b>0</b>	<b>0</b>	<b>0</b>	<b>0</b>	<b>0</b>	<b>0</b>	<b>0</b>	<b>0</b>
32	Bollinger	0	0	0	0	0	0	0	0	0	0	0
	Cape Girardeau	0	0	0	0	0	0	0	0	0	0	0
	Perry	0	0	0	0	0	0	0	0	0	0	0
	<b>Circuit Total</b>	<b>0</b>	<b>0</b>	<b>0</b>	<b>0</b>	<b>0</b>	<b>0</b>	<b>0</b>	<b>0</b>	<b>0</b>	<b>0</b>	<b>0</b>
33	Mississippi	0	0	0	0	0	0	0	0	0	0	0
	Scott	0	0	0	0	0	0	0	0	0	0	0
	<b>Circuit Total</b>	<b>0</b>	<b>0</b>	<b>0</b>	<b>0</b>	<b>0</b>	<b>0</b>	<b>0</b>	<b>0</b>	<b>0</b>	<b>0</b>	<b>0</b>
34	New Madrid	0	0	0	0	0	0	0	0	0	0	0
	Pemiscot	0	0	0	0	0	0	0	0	0	0	0
	<b>Circuit Total</b>	<b>0</b>	<b>0</b>	<b>0</b>	<b>0</b>	<b>0</b>	<b>0</b>	<b>0</b>	<b>0</b>	<b>0</b>	<b>0</b>	<b>0</b>
35	Dunklin	0	0	0	0	0	0	0	0	0	0	0
	Stoddard	0	0	0	0	0	0	0	0	0	0	0
	<b>Circuit Total</b>	<b>0</b>	<b>0</b>	<b>0</b>	<b>0</b>	<b>0</b>	<b>0</b>	<b>0</b>	<b>0</b>	<b>0</b>	<b>0</b>	<b>0</b>
36	Butler	0	0	0	0	0	0	2	0	0	0	0
	Ripley	0	0	0	0	0	0	0	0	0	0	0
	<b>Circuit Total</b>	<b>0</b>	<b>0</b>	<b>0</b>	<b>0</b>	<b>0</b>	<b>0</b>	<b>2</b>	<b>0</b>	<b>0</b>	<b>0</b>	<b>0</b>
37	Carter	0	0	0	0	0	0	0	0	0	0	0
	Howell	0	0	0	0	0	0	0	0	0	0	0
	Oregon	0	0	0	0	0	0	0	0	0	0	0
	Shannon	0	0	0	0	0	0	0	0	0	0	0
	<b>Circuit Total</b>	<b>0</b>	<b>0</b>	<b>0</b>	<b>0</b>	<b>0</b>	<b>0</b>	<b>0</b>	<b>0</b>	<b>0</b>	<b>0</b>	<b>0</b>
38	Christian	0	0	0	0	0	0	0	0	0	0	0
	Taney	0	0	0	0	0	0	0	0	0	0	0
	<b>Circuit Total</b>	<b>0</b>	<b>0</b>	<b>0</b>	<b>0</b>	<b>0</b>	<b>0</b>	<b>0</b>	<b>0</b>	<b>0</b>	<b>0</b>	<b>0</b>
39	Barry	0	0	0	0	0	0	1	0	0	0	0
	Lawrence	0	0	0	0	0	0	0	0	0	0	0
	Stone	0	0	0	0	0	0	0	0	0	0	0
	<b>Circuit Total</b>	<b>0</b>	<b>0</b>	<b>0</b>	<b>0</b>	<b>0</b>	<b>0</b>	<b>1</b>	<b>0</b>	<b>0</b>	<b>0</b>	<b>0</b>
40	McDonald	0	0	0	0	0	0	0	0	1	0	0
	Newton	0	0	0	0	0	0	0	0	0	0	0
	<b>Circuit Total</b>	<b>0</b>	<b>0</b>	<b>0</b>	<b>0</b>	<b>0</b>	<b>0</b>	<b>0</b>	<b>0</b>	<b>1</b>	<b>0</b>	<b>0</b>
41	Macon	0	0	0	0	0	0	0	0	0	0	0
	Shelby	0	0	0	0	0	0	0	0	0	0	0
	<b>Circuit Total</b>	<b>0</b>	<b>0</b>	<b>0</b>	<b>0</b>	<b>0</b>	<b>0</b>	<b>0</b>	<b>0</b>	<b>0</b>	<b>0</b>	<b>0</b>
42	Crawford	0	0	0	0	0	0	0	0	0	0	0
	Dent	0	0	0	0	0	0	0	0	0	0	0
	Iron	0	0	0	0	0	0	0	0	0	0	0
	Reynolds	0	0	0	0	0	0	0	0	0	0	0
	Wayne	0	0	0	0	0	0	0	0	0	0	0
	<b>Circuit Total</b>	<b>0</b>	<b>0</b>	<b>0</b>	<b>0</b>	<b>0</b>	<b>0</b>	<b>0</b>	<b>0</b>	<b>0</b>	<b>0</b>	<b>0</b>
43	Caldwell	0	0	0	0	0	0	0	0	0	0	0
	Clinton	0	0	0	0	0	0	0	0	0	0	0
	Daviess	0	0	0	0	0	0	0	0	0	0	0
	DeKalb	0	0	0	0	0	0	0	0	0	0	0
	Livingston	0	0	0	0	0	0	0	0	0	0	0
	<b>Circuit Total</b>	<b>0</b>	<b>0</b>	<b>0</b>	<b>0</b>	<b>0</b>	<b>0</b>	<b>0</b>	<b>0</b>	<b>0</b>	<b>0</b>	<b>0</b>
44	Douglas	0	0	0	0	0	0	0	0	0	0	0
	Ozark	0	0	0	0	0	0	0	0	0	0	0
	Wright	0	0	0	0	0	0	0	0	0	0	0
	<b>Circuit Total</b>	<b>0</b>	<b>0</b>	<b>0</b>	<b>0</b>	<b>0</b>	<b>0</b>	<b>0</b>	<b>0</b>	<b>0</b>	<b>0</b>	<b>0</b>
45	Lincoln	0	0	0	0	0	0	0	0	0	22	0
	Pike	0	0	0	0	0	0	0	0	0	0	0
	<b>Circuit Total</b>	<b>0</b>	<b>0</b>	<b>0</b>	<b>0</b>	<b>0</b>	<b>0</b>	<b>0</b>	<b>0</b>	<b>0</b>	<b>22</b>	<b>0</b>
	<b>STATE TOTAL</b>	<b>1</b>	<b>79</b>	<b>1,871</b>	<b>1,344</b>	<b>0</b>	<b>24</b>	<b>119</b>	<b>1</b>	<b>1</b>	<b>1,575</b>	<b>3</b>

Table 31

## Associate Court, FY 2012

## Miscellaneous Civil Cases Filed by Case Type

Cir No.	County	Registration Foreign Judgment	Replevin	Revival of Judgment	Contempt	Examination Judgment Debtor	Out of State Witness	Grandparent Visitation	Tax Action Other	JIS Other	Total Cases Filed
25	Maries	0	0	0	0	0	0	1	0	1	2
	Phelps	1	1	2	0	0	0	0	0	2	9
	Pulaski	7	5	0	0	0	0	0	0	1	14
	Texas	1	2	0	0	0	0	1	0	1	5
	<b>Circuit Total</b>	<b>9</b>	<b>8</b>	<b>2</b>	<b>0</b>	<b>0</b>	<b>0</b>	<b>2</b>	<b>0</b>	<b>5</b>	<b>30</b>
26	Camden	6	5	0	0	0	0	0	0	1	12
	Laclede	6	2	0	0	0	0	0	0	0	8
	Miller	0	6	0	0	0	0	0	0	2	8
	Moniteau	1	0	0	0	0	0	0	0	0	1
	Morgan	0	3	0	0	0	0	0	0	0	3
	<b>Circuit Total</b>	<b>13</b>	<b>16</b>	<b>0</b>	<b>0</b>	<b>0</b>	<b>0</b>	<b>0</b>	<b>0</b>	<b>3</b>	<b>32</b>
27	Bates	2	0	0	0	0	0	0	0	2	4
	Henry	2	1	0	0	0	0	0	0	12	15
	St. Clair	0	1	0	0	0	0	0	0	0	1
	<b>Circuit Total</b>	<b>4</b>	<b>2</b>	<b>0</b>	<b>0</b>	<b>0</b>	<b>0</b>	<b>0</b>	<b>0</b>	<b>14</b>	<b>20</b>
28	Barton	2	1	0	0	0	0	0	0	2	5
	Cedar	2	2	0	0	0	0	0	0	5	9
	Dade	1	0	0	0	0	0	0	0	2	3
	Vernon	1	1	0	0	0	0	0	0	0	2
	<b>Circuit Total</b>	<b>6</b>	<b>4</b>	<b>0</b>	<b>0</b>	<b>0</b>	<b>0</b>	<b>0</b>	<b>0</b>	<b>9</b>	<b>19</b>
29	Jasper	25	8	0	0	0	0	0	1	10	46
	<b>Circuit Total</b>	<b>25</b>	<b>8</b>	<b>0</b>	<b>0</b>	<b>0</b>	<b>0</b>	<b>0</b>	<b>1</b>	<b>10</b>	<b>46</b>
30	Benton	2	1	0	0	0	0	0	0	0	3
	Dallas	0	1	0	0	0	0	0	0	1	2
	Hickory	0	1	0	0	0	0	0	0	0	1
	Polk	1	3	0	0	0	1	1	0	2	8
	Webster	4	7	0	0	0	0	0	0	1	12
	<b>Circuit Total</b>	<b>7</b>	<b>13</b>	<b>0</b>	<b>0</b>	<b>0</b>	<b>1</b>	<b>1</b>	<b>0</b>	<b>4</b>	<b>26</b>
31	Greene	29	18	0	0	0	0	0	0	50	97
	<b>Circuit Total</b>	<b>29</b>	<b>18</b>	<b>0</b>	<b>0</b>	<b>0</b>	<b>0</b>	<b>0</b>	<b>0</b>	<b>50</b>	<b>97</b>
32	Bollinger	0	1	0	0	0	0	0	0	2	3
	Cape Girardeau	4	9	0	0	0	2	4	0	12	31
	Perry	0	1	0	0	0	0	0	0	1	2
	<b>Circuit Total</b>	<b>4</b>	<b>11</b>	<b>0</b>	<b>0</b>	<b>0</b>	<b>2</b>	<b>4</b>	<b>0</b>	<b>15</b>	<b>36</b>
33	Mississippi	2	0	0	0	0	0	0	0	4	6
	Scott	2	3	0	0	0	0	0	0	0	5
	<b>Circuit Total</b>	<b>4</b>	<b>3</b>	<b>0</b>	<b>0</b>	<b>0</b>	<b>0</b>	<b>0</b>	<b>0</b>	<b>4</b>	<b>11</b>
34	New Madrid	1	1	0	0	0	0	0	0	1	3
	Pemiscot	3	0	0	0	0	0	0	0	0	3
	<b>Circuit Total</b>	<b>4</b>	<b>1</b>	<b>0</b>	<b>0</b>	<b>0</b>	<b>0</b>	<b>0</b>	<b>0</b>	<b>1</b>	<b>6</b>
35	Dunklin	0	4	0	0	0	0	0	0	6	10
	Stoddard	2	3	0	0	0	0	0	0	1	6
	<b>Circuit Total</b>	<b>2</b>	<b>7</b>	<b>0</b>	<b>0</b>	<b>0</b>	<b>0</b>	<b>0</b>	<b>0</b>	<b>7</b>	<b>16</b>
36	Butler	2	8	0	0	0	0	1	0	15	28
	Ripley	0	2	0	0	0	0	0	0	1	3
	<b>Circuit Total</b>	<b>2</b>	<b>10</b>	<b>0</b>	<b>0</b>	<b>0</b>	<b>0</b>	<b>1</b>	<b>0</b>	<b>16</b>	<b>31</b>
37	Carter	0	2	0	0	0	0	0	0	49	51
	Howell	1	3	0	0	0	0	3	0	2	9
	Oregon	2	0	0	0	0	0	0	0	2	4
	Shannon	1	0	0	0	0	0	0	0	1	2
	<b>Circuit Total</b>	<b>4</b>	<b>5</b>	<b>0</b>	<b>0</b>	<b>0</b>	<b>0</b>	<b>3</b>	<b>0</b>	<b>54</b>	<b>66</b>
38	Christian	0	4	0	0	0	0	0	0	12	16
	Taney	6	6	0	0	0	0	0	0	38	50
	<b>Circuit Total</b>	<b>6</b>	<b>10</b>	<b>0</b>	<b>0</b>	<b>0</b>	<b>0</b>	<b>0</b>	<b>0</b>	<b>50</b>	<b>66</b>
39	Barry	8	6	1	0	0	0	0	0	5	21
	Lawrence	0	2	0	0	0	0	0	0	5	7
	Stone	3	4	0	0	0	0	0	0	7	14
	<b>Circuit Total</b>	<b>11</b>	<b>12</b>	<b>1</b>	<b>0</b>	<b>0</b>	<b>0</b>	<b>0</b>	<b>0</b>	<b>17</b>	<b>42</b>
40	McDonald	4	7	0	0	0	0	0	0	7	19
	Newton	10	7	0	0	0	0	0	0	29	46
	<b>Circuit Total</b>	<b>14</b>	<b>14</b>	<b>0</b>	<b>0</b>	<b>0</b>	<b>0</b>	<b>0</b>	<b>0</b>	<b>36</b>	<b>65</b>
41	Macon	1	3	0	0	0	0	0	0	4	8
	Shelby	0	0	0	0	0	0	0	0	9	9
	<b>Circuit Total</b>	<b>1</b>	<b>3</b>	<b>0</b>	<b>0</b>	<b>0</b>	<b>0</b>	<b>0</b>	<b>0</b>	<b>13</b>	<b>17</b>
42	Crawford	1	4	0	0	0	0	0	0	1	6
	Dent	0	1	0	0	0	0	0	0	0	1
	Iron	1	1	0	0	0	0	0	0	3	5
	Reynolds	0	1	0	0	0	0	0	0	0	1
	Wayne	0	3	0	0	0	0	0	0	3	6
	<b>Circuit Total</b>	<b>2</b>	<b>10</b>	<b>0</b>	<b>0</b>	<b>0</b>	<b>0</b>	<b>0</b>	<b>0</b>	<b>7</b>	<b>19</b>
43	Caldwell	2	0	0	0	0	0	0	0	0	2
	Clinton	0	2	0	0	0	0	0	0	0	2
	Daviess	1	1	0	0	0	0	0	0	0	2
	DeKalb	1	2	0	0	0	0	1	0	1	5
	Livingston	0	0	0	0	0	0	0	0	1	1
	<b>Circuit Total</b>	<b>4</b>	<b>5</b>	<b>0</b>	<b>0</b>	<b>0</b>	<b>0</b>	<b>1</b>	<b>0</b>	<b>2</b>	<b>12</b>
44	Douglas	2	2	0	0	0	0	0	0	0	4
	Ozark	1	1	0	0	0	0	0	0	0	2
	Wright	0	3	0	0	0	0	0	0	4	7
	<b>Circuit Total</b>	<b>3</b>	<b>6</b>	<b>0</b>	<b>0</b>	<b>0</b>	<b>0</b>	<b>0</b>	<b>0</b>	<b>4</b>	<b>13</b>
45	Lincoln	3	7	5	0	0	0	0	0	6	43
	Pike	0	3	0	0	0	0	0	0	2	5
	<b>Circuit Total</b>	<b>3</b>	<b>10</b>	<b>5</b>	<b>0</b>	<b>0</b>	<b>0</b>	<b>0</b>	<b>0</b>	<b>8</b>	<b>48</b>
	<b>STATE TOTAL</b>	<b>990</b>	<b>927</b>	<b>20</b>	<b>0</b>	<b>1</b>	<b>3</b>	<b>18</b>	<b>4</b>	<b>884</b>	<b>7,865</b>

**Table 32**  
**Associate Court, FY 2012**  
**Extraordinary Remedy/Small Claims Filed by Case Type**

Cir. No.	County	Declaratory Judgment	Habeas Corpus	Injunction	Other Extraordinary Remedies	Temporary Restraining Order	Show Cause to Enforce Jury Svc	Small Claims	Conceal Carry Appeal	Pet Revoc Conceal Carry	Total Cases Filed
1	Clark	0	0	0	0	0	0	31	0	0	31
	Schulyer	0	0	0	0	0	0	12	0	0	12
	Scotland	0	0	0	0	0	0	12	0	0	12
	<b>Circuit Total</b>	<b>0</b>	<b>0</b>	<b>0</b>	<b>0</b>	<b>0</b>	<b>0</b>	<b>55</b>	<b>0</b>	<b>0</b>	<b>55</b>
2	Adair	1	0	0	0	0	0	47	0	0	48
	Knox	0	0	0	0	0	0	12	0	0	12
	Lewis	1	0	0	0	0	0	24	0	0	25
	<b>Circuit Total</b>	<b>2</b>	<b>0</b>	<b>0</b>	<b>0</b>	<b>0</b>	<b>0</b>	<b>83</b>	<b>0</b>	<b>0</b>	<b>85</b>
3	Grundy	0	0	0	0	0	0	19	0	0	19
	Harrison	10	0	1	1	0	0	8	1	0	21
	Mercer	1	0	0	0	0	0	7	1	0	9
	Putnam	1	0	0	0	0	0	11	0	0	12
	<b>Circuit Total</b>	<b>12</b>	<b>0</b>	<b>1</b>	<b>1</b>	<b>0</b>	<b>0</b>	<b>45</b>	<b>2</b>	<b>0</b>	<b>61</b>
4	Atchison	0	0	0	0	0	0	10	0	0	10
	Gentry	1	0	0	0	0	0	15	0	0	16
	Holt	0	0	0	0	0	0	5	0	0	5
	Nodaway	0	0	0	0	0	0	48	0	0	48
	Worth	0	0	0	2	0	0	2	0	0	4
	<b>Circuit Total</b>	<b>1</b>	<b>0</b>	<b>0</b>	<b>2</b>	<b>0</b>	<b>0</b>	<b>80</b>	<b>0</b>	<b>0</b>	<b>83</b>
5	Andrew	0	0	0	0	0	0	30	0	0	30
	Buchanan	0	0	0	0	0	0	191	0	0	191
	<b>Circuit Total</b>	<b>0</b>	<b>0</b>	<b>0</b>	<b>0</b>	<b>0</b>	<b>0</b>	<b>221</b>	<b>0</b>	<b>0</b>	<b>221</b>
6	Platte	1	0	0	0	0	0	160	1	0	162
	<b>Circuit Total</b>	<b>1</b>	<b>0</b>	<b>0</b>	<b>0</b>	<b>0</b>	<b>0</b>	<b>160</b>	<b>1</b>	<b>0</b>	<b>162</b>
7	Clay	20	0	0	0	0	0	363	0	0	383
	<b>Circuit Total</b>	<b>20</b>	<b>0</b>	<b>0</b>	<b>0</b>	<b>0</b>	<b>0</b>	<b>363</b>	<b>0</b>	<b>0</b>	<b>383</b>
8	Carroll	3	0	0	0	0	0	22	0	0	25
	Ray	0	0	0	0	0	0	23	0	0	23
	<b>Circuit Total</b>	<b>3</b>	<b>0</b>	<b>0</b>	<b>0</b>	<b>0</b>	<b>0</b>	<b>45</b>	<b>0</b>	<b>0</b>	<b>48</b>
9	Chariton	0	0	0	0	0	0	14	0	0	14
	Linn	0	0	0	0	0	0	25	0	0	25
	Sullivan	0	0	0	0	0	0	20	0	0	20
	<b>Circuit Total</b>	<b>0</b>	<b>0</b>	<b>0</b>	<b>0</b>	<b>0</b>	<b>0</b>	<b>59</b>	<b>0</b>	<b>0</b>	<b>59</b>
10	Marion	2	0	0	0	0	0	64	0	0	66
	Monroe	0	0	0	0	0	0	28	0	0	28
	Ralls	1	0	0	0	0	0	20	0	0	21
	<b>Circuit Total</b>	<b>3</b>	<b>0</b>	<b>0</b>	<b>0</b>	<b>0</b>	<b>0</b>	<b>112</b>	<b>0</b>	<b>0</b>	<b>115</b>
11	St. Charles	6	0	0	0	0	0	380	0	1	387
	<b>Circuit Total</b>	<b>6</b>	<b>0</b>	<b>0</b>	<b>0</b>	<b>0</b>	<b>0</b>	<b>380</b>	<b>0</b>	<b>1</b>	<b>387</b>
12	Audrain	1	0	0	0	0	0	55	0	0	56
	Montgomery	3	0	0	0	0	0	30	0	0	33
	Warren	1	0	0	0	0	0	58	1	0	60
	<b>Circuit Total</b>	<b>5</b>	<b>0</b>	<b>0</b>	<b>0</b>	<b>0</b>	<b>0</b>	<b>143</b>	<b>1</b>	<b>0</b>	<b>149</b>
13	Boone	15	0	2	0	0	0	360	0	0	377
	Callaway	3	2	0	0	0	0	74	0	0	79
	<b>Circuit Total</b>	<b>18</b>	<b>2</b>	<b>2</b>	<b>0</b>	<b>0</b>	<b>0</b>	<b>434</b>	<b>0</b>	<b>0</b>	<b>456</b>
14	Howard	2	0	0	0	0	0	29	0	0	31
	Randolph	0	0	0	0	0	0	81	0	0	81
	<b>Circuit Total</b>	<b>2</b>	<b>0</b>	<b>0</b>	<b>0</b>	<b>0</b>	<b>0</b>	<b>110</b>	<b>0</b>	<b>0</b>	<b>112</b>
15	Lafayette	0	0	0	0	0	0	48	0	0	48
	Saline	0	0	0	0	0	0	26	0	0	26
	<b>Circuit Total</b>	<b>0</b>	<b>0</b>	<b>0</b>	<b>0</b>	<b>0</b>	<b>0</b>	<b>74</b>	<b>0</b>	<b>0</b>	<b>74</b>
16	Jackson	36	0	0	0	0	0	1,105	25	0	1166
	<b>Circuit Total</b>	<b>36</b>	<b>0</b>	<b>0</b>	<b>0</b>	<b>0</b>	<b>0</b>	<b>1,105</b>	<b>25</b>	<b>0</b>	<b>1166</b>
17	Cass	21	0	0	0	0	0	85	1	0	107
	Johnson	0	0	0	1	0	0	66	2	0	69
	<b>Circuit Total</b>	<b>21</b>	<b>0</b>	<b>0</b>	<b>1</b>	<b>0</b>	<b>0</b>	<b>151</b>	<b>3</b>	<b>0</b>	<b>176</b>
18	Cooper	3	0	0	0	0	0	39	0	0	42
	Pettis	6	0	1	0	0	0	107	0	0	114
	<b>Circuit Total</b>	<b>9</b>	<b>0</b>	<b>1</b>	<b>0</b>	<b>0</b>	<b>0</b>	<b>146</b>	<b>0</b>	<b>0</b>	<b>156</b>
19	Cole	2	0	0	0	0	0	147	0	0	149
	<b>Circuit Total</b>	<b>2</b>	<b>0</b>	<b>0</b>	<b>0</b>	<b>0</b>	<b>0</b>	<b>147</b>	<b>0</b>	<b>0</b>	<b>149</b>
20	Franklin	1	0	0	0	0	0	185	2	0	188
	Gasconade	0	0	0	0	0	0	58	0	0	58
	Osage	0	0	0	0	0	0	47	0	0	47
	<b>Circuit Total</b>	<b>1</b>	<b>0</b>	<b>0</b>	<b>0</b>	<b>0</b>	<b>0</b>	<b>290</b>	<b>2</b>	<b>0</b>	<b>293</b>
21	St. Louis County	3	0	0	1	0	0	1,821	6	0	1831
	<b>Circuit Total</b>	<b>3</b>	<b>0</b>	<b>0</b>	<b>1</b>	<b>0</b>	<b>0</b>	<b>1,821</b>	<b>6</b>	<b>0</b>	<b>1831</b>
22	City of St. Louis	0	0	0	0	0	0	586	0	0	586
	<b>Circuit Total</b>	<b>0</b>	<b>0</b>	<b>0</b>	<b>0</b>	<b>0</b>	<b>0</b>	<b>586</b>	<b>0</b>	<b>0</b>	<b>586</b>
23	Jefferson	1	0	0	1	0	0	291	2	0	295
	<b>Circuit Total</b>	<b>1</b>	<b>0</b>	<b>0</b>	<b>1</b>	<b>0</b>	<b>0</b>	<b>291</b>	<b>2</b>	<b>0</b>	<b>295</b>
24	Madison	0	0	0	0	0	0	12	0	0	12
	St. Francois	3	0	0	0	0	0	223	0	0	226
	Ste. Genevieve	0	0	0	0	0	0	54	0	0	54
	Washington	0	0	0	0	0	0	80	0	0	80
	<b>Circuit Total</b>	<b>3</b>	<b>0</b>	<b>0</b>	<b>0</b>	<b>0</b>	<b>0</b>	<b>369</b>	<b>0</b>	<b>0</b>	<b>372</b>

**Table 32**  
**Associate Court, FY 2012**  
**Extraordinary Remedy/Small Claims Filed by Case Type**

Cir. No.	County	Declaratory Judgment	Habeas Corpus	Injunction	Other Extraordinary Remedies	Temporary Restraining Order	Show Cause to Enforce Jury Svc	Small Claims	Conceal Carry Appeal	Pet Revoc Conceal Carry	Total Cases Filed
25	Maries	0	0	0	0	0	0	27	0	0	27
	Phelps	8	0	0	0	0	0	90	0	0	98
	Pulaski	0	0	0	0	0	0	75	0	0	75
	Texas	6	0	1	0	0	0	92	0	0	99
	<b>Circuit Total</b>	<b>14</b>	<b>0</b>	<b>1</b>	<b>0</b>	<b>0</b>	<b>0</b>	<b>284</b>	<b>0</b>	<b>0</b>	<b>299</b>
26	Camden	5	1	1	0	0	0	84	0	0	91
	Laclede	1	0	0	0	0	0	63	0	0	64
	Miller	7	0	0	0	0	0	28	0	0	35
	Moniteau	0	0	0	0	0	0	61	0	0	61
	Morgan	9	0	0	1	0	0	25	0	0	35
	<b>Circuit Total</b>	<b>22</b>	<b>1</b>	<b>1</b>	<b>1</b>	<b>0</b>	<b>0</b>	<b>261</b>	<b>0</b>	<b>0</b>	<b>286</b>
27	Bates	0	0	0	0	0	0	25	0	0	25
	Henry	5	0	0	1	1	0	84	0	0	91
	St. Clair	1	0	0	5	0	0	17	0	0	23
	<b>Circuit Total</b>	<b>6</b>	<b>0</b>	<b>0</b>	<b>6</b>	<b>1</b>	<b>0</b>	<b>126</b>	<b>0</b>	<b>0</b>	<b>139</b>
28	Barton	2	0	0	0	0	0	26	0	0	28
	Cedar	0	0	0	0	0	0	36	0	0	36
	Dade	4	0	0	0	0	0	33	0	0	37
	Vernon	0	0	0	3	0	0	36	0	0	39
	<b>Circuit Total</b>	<b>6</b>	<b>0</b>	<b>0</b>	<b>3</b>	<b>0</b>	<b>0</b>	<b>131</b>	<b>0</b>	<b>0</b>	<b>140</b>
29	Jasper	0	0	0	0	0	0	170	0	0	170
	<b>Circuit Total</b>	<b>0</b>	<b>0</b>	<b>0</b>	<b>0</b>	<b>0</b>	<b>0</b>	<b>170</b>	<b>0</b>	<b>0</b>	<b>170</b>
30	Benton	1	0	0	0	1	0	23	0	0	25
	Dallas	0	0	0	0	0	0	12	0	0	12
	Hickory	0	0	0	0	0	0	2	0	0	2
	Polk	2	0	0	0	0	0	39	0	0	41
	Webster	0	0	0	0	0	0	44	0	0	44
	<b>Circuit Total</b>	<b>3</b>	<b>0</b>	<b>0</b>	<b>0</b>	<b>1</b>	<b>0</b>	<b>120</b>	<b>0</b>	<b>0</b>	<b>124</b>
31	Greene	42	0	0	1	0	0	451	0	0	494
	<b>Circuit Total</b>	<b>42</b>	<b>0</b>	<b>0</b>	<b>1</b>	<b>0</b>	<b>0</b>	<b>451</b>	<b>0</b>	<b>0</b>	<b>494</b>
32	Bollinger	1	0	0	0	0	0	23	0	0	24
	Cape Girardeau	2	0	0	0	0	0	181	0	1	184
	Perry	0	0	0	0	0	0	60	0	0	60
	<b>Circuit Total</b>	<b>3</b>	<b>0</b>	<b>0</b>	<b>0</b>	<b>0</b>	<b>0</b>	<b>264</b>	<b>0</b>	<b>1</b>	<b>268</b>
33	Mississippi	0	0	0	0	0	0	52	0	0	52
	Scott	0	0	0	0	0	0	111	1	0	112
	<b>Circuit Total</b>	<b>0</b>	<b>0</b>	<b>0</b>	<b>0</b>	<b>0</b>	<b>0</b>	<b>163</b>	<b>1</b>	<b>0</b>	<b>164</b>
34	New Madrid	0	0	0	0	0	0	57	0	0	57
	Pemiscot	0	0	0	0	0	0	55	0	0	55
	<b>Circuit Total</b>	<b>0</b>	<b>0</b>	<b>0</b>	<b>0</b>	<b>0</b>	<b>0</b>	<b>112</b>	<b>0</b>	<b>0</b>	<b>112</b>
35	Dunklin	0	0	0	0	0	0	144	0	0	144
	Stoddard	0	0	0	0	0	0	118	0	0	118
	<b>Circuit Total</b>	<b>0</b>	<b>0</b>	<b>0</b>	<b>0</b>	<b>0</b>	<b>0</b>	<b>262</b>	<b>0</b>	<b>0</b>	<b>262</b>
36	Butler	2	0	1	0	0	0	136	0	0	139
	Ripley	3	0	0	1	0	0	27	0	0	31
	<b>Circuit Total</b>	<b>5</b>	<b>0</b>	<b>1</b>	<b>1</b>	<b>0</b>	<b>0</b>	<b>163</b>	<b>0</b>	<b>0</b>	<b>170</b>
37	Carter	1	0	0	0	0	0	10	0	0	11
	Howell	6	0	0	0	0	0	128	0	0	134
	Oregon	0	0	0	0	0	0	21	0	0	21
	Shannon	0	0	0	0	0	0	23	0	0	23
	<b>Circuit Total</b>	<b>7</b>	<b>0</b>	<b>0</b>	<b>0</b>	<b>0</b>	<b>0</b>	<b>182</b>	<b>0</b>	<b>0</b>	<b>189</b>
38	Christian	0	0	0	0	0	0	95	0	0	95
	Taney	69	0	0	0	0	0	133	0	0	202
	<b>Circuit Total</b>	<b>69</b>	<b>0</b>	<b>0</b>	<b>0</b>	<b>0</b>	<b>0</b>	<b>228</b>	<b>0</b>	<b>0</b>	<b>297</b>
39	Barry	2	0	0	0	0	0	82	0	0	84
	Lawrence	7	0	0	0	0	0	47	1	0	55
	Stone	2	0	0	0	0	0	33	1	0	36
	<b>Circuit Total</b>	<b>11</b>	<b>0</b>	<b>0</b>	<b>0</b>	<b>0</b>	<b>0</b>	<b>162</b>	<b>2</b>	<b>0</b>	<b>175</b>
40	McDonald	0	0	1	0	0	0	53	0	0	54
	Newton	3	0	0	0	0	0	112	0	0	115
	<b>Circuit Total</b>	<b>3</b>	<b>0</b>	<b>1</b>	<b>0</b>	<b>0</b>	<b>0</b>	<b>165</b>	<b>0</b>	<b>0</b>	<b>169</b>
41	Macon	0	0	0	0	0	0	53	0	0	53
	Shelby	0	0	0	0	0	0	34	0	0	34
	<b>Circuit Total</b>	<b>0</b>	<b>0</b>	<b>0</b>	<b>0</b>	<b>0</b>	<b>0</b>	<b>87</b>	<b>0</b>	<b>0</b>	<b>87</b>
42	Crawford	0	0	0	1	0	0	34	0	0	35
	Dent	0	0	0	0	0	0	44	0	0	44
	Iron	0	0	0	0	0	0	20	0	0	20
	Reynolds	0	0	0	0	0	0	10	0	0	10
	Wayne	3	0	0	0	0	0	30	0	0	33
	<b>Circuit Total</b>	<b>3</b>	<b>0</b>	<b>0</b>	<b>1</b>	<b>0</b>	<b>0</b>	<b>138</b>	<b>0</b>	<b>0</b>	<b>142</b>
43	Caldwell	0	0	0	0	0	0	19	0	0	19
	Clinton	1	0	0	0	0	0	56	0	0	57
	Daviess	0	0	0	0	0	3	8	0	0	11
	DeKalb	1	0	0	0	0	0	15	0	0	16
	Livingston	1	0	0	0	0	0	38	0	0	39
	<b>Circuit Total</b>	<b>3</b>	<b>0</b>	<b>0</b>	<b>0</b>	<b>0</b>	<b>3</b>	<b>136</b>	<b>0</b>	<b>0</b>	<b>142</b>
44	Douglas	1	0	0	0	0	0	19	0	0	20
	Ozark	0	0	0	0	0	0	38	0	0	38
	Wright	0	0	0	0	0	0	48	0	0	48
	<b>Circuit Total</b>	<b>1</b>	<b>0</b>	<b>0</b>	<b>0</b>	<b>0</b>	<b>0</b>	<b>105</b>	<b>0</b>	<b>0</b>	<b>106</b>
45	Lincoln	3	0	0	0	0	0	118	2	0	123
	Pike	0	0	0	0	0	0	46	0	0	46
	<b>Circuit Total</b>	<b>3</b>	<b>0</b>	<b>0</b>	<b>0</b>	<b>0</b>	<b>0</b>	<b>164</b>	<b>2</b>	<b>0</b>	<b>169</b>
<b>STATE TOTAL</b>		<b>350</b>	<b>3</b>	<b>8</b>	<b>19</b>	<b>2</b>	<b>3</b>	<b>11,144</b>	<b>47</b>	<b>2</b>	<b>11,578</b>

Table 33

## Circuit Court, FY 2012

## Tort Cases Filed by Case Type

Cir. No.	County	Asbestos	Pers. Inj Vehicular	Pers. Inj Prod. Liab.	Pers. Inj Malpract.	Pers. Inj Fed Emp Liab	JIS Pers. Inj. Other	Property Damage	Wrongful Death	Employment Discrim	Public Accommod	JIS Other	Total Cases Filed
1	Clark	0	1	0	0	0	0	0	0	0	0	1	2
	Schulyer	0	0	0	0	0	2	0	0	1	0	0	3
	Scotland	0	2	0	0	0	3	0	1	0	0	0	6
	<b>Circuit Total</b>	<b>0</b>	<b>3</b>	<b>0</b>	<b>0</b>	<b>0</b>	<b>5</b>	<b>0</b>	<b>1</b>	<b>1</b>	<b>0</b>	<b>1</b>	<b>11</b>
2	Adair	0	19	0	4	0	8	2	2	1	0	0	36
	Knox	0	2	0	0	0	0	0	0	0	0	0	2
	Lewis	0	0	0	0	0	4	0	2	0	0	1	7
	<b>Circuit Total</b>	<b>0</b>	<b>21</b>	<b>0</b>	<b>4</b>	<b>0</b>	<b>12</b>	<b>2</b>	<b>4</b>	<b>1</b>	<b>0</b>	<b>1</b>	<b>45</b>
3	Grundy	0	3	0	1	0	2	0	0	1	0	0	7
	Harrison	0	0	0	0	0	0	0	0	1	0	0	1
	Mercer	0	1	0	0	0	0	1	1	0	0	0	3
	Putnam	0	0	0	0	0	1	0	1	0	0	1	3
	<b>Circuit Total</b>	<b>0</b>	<b>4</b>	<b>0</b>	<b>1</b>	<b>0</b>	<b>3</b>	<b>1</b>	<b>2</b>	<b>2</b>	<b>0</b>	<b>1</b>	<b>14</b>
4	Atchison	0	2	0	0	0	1	0	1	1	0	1	6
	Gentry	0	0	0	0	0	1	0	1	0	0	0	2
	Holt	0	1	1	0	0	1	1	0	0	0	1	5
	Nodaway	0	5	1	1	0	4	1	1	4	0	1	17
	Worth	0	0	0	0	0	0	0	0	0	0	0	0
	<b>Circuit Total</b>	<b>0</b>	<b>8</b>	<b>2</b>	<b>1</b>	<b>0</b>	<b>7</b>	<b>1</b>	<b>3</b>	<b>5</b>	<b>0</b>	<b>3</b>	<b>30</b>
5	Andrew	0	6	0	0	0	1	0	1	0	0	1	9
	Buchanan	1	52	2	17	1	22	3	7	6	1	12	124
	<b>Circuit Total</b>	<b>1</b>	<b>58</b>	<b>2</b>	<b>17</b>	<b>1</b>	<b>23</b>	<b>3</b>	<b>8</b>	<b>6</b>	<b>1</b>	<b>13</b>	<b>133</b>
6	Platte	0	41	1	2	0	36	5	3	13	0	18	119
	<b>Circuit Total</b>	<b>0</b>	<b>41</b>	<b>1</b>	<b>2</b>	<b>0</b>	<b>36</b>	<b>5</b>	<b>3</b>	<b>13</b>	<b>0</b>	<b>18</b>	<b>119</b>
7	Clay	2	116	1	21	4	73	6	22	44	0	30	319
	<b>Circuit Total</b>	<b>2</b>	<b>116</b>	<b>1</b>	<b>21</b>	<b>4</b>	<b>73</b>	<b>6</b>	<b>22</b>	<b>44</b>	<b>0</b>	<b>30</b>	<b>319</b>
8	Carroll	0	3	0	0	0	3	0	0	0	0	0	6
	Ray	0	6	0	1	0	6	2	10	2	0	4	31
	<b>Circuit Total</b>	<b>0</b>	<b>9</b>	<b>0</b>	<b>1</b>	<b>0</b>	<b>9</b>	<b>2</b>	<b>10</b>	<b>2</b>	<b>0</b>	<b>4</b>	<b>37</b>
9	Chariton	0	3	0	0	0	0	0	1	0	0	0	4
	Linn	0	3	0	0	1	1	0	2	0	0	0	7
	Sullivan	0	0	0	0	0	1	0	0	0	0	0	1
	<b>Circuit Total</b>	<b>0</b>	<b>6</b>	<b>0</b>	<b>0</b>	<b>1</b>	<b>2</b>	<b>0</b>	<b>3</b>	<b>0</b>	<b>0</b>	<b>0</b>	<b>12</b>
10	Marion	0	10	0	3	1	7	0	9	0	0	1	31
	Monroe	0	2	0	1	0	2	0	4	1	0	2	12
	Ralls	0	4	0	1	0	2	1	1	0	0	0	9
	<b>Circuit Total</b>	<b>0</b>	<b>16</b>	<b>0</b>	<b>5</b>	<b>1</b>	<b>11</b>	<b>1</b>	<b>14</b>	<b>1</b>	<b>0</b>	<b>3</b>	<b>52</b>
11	St. Charles	0	174	4	21	0	100	10	16	25	1	51	402
	<b>Circuit Total</b>	<b>0</b>	<b>174</b>	<b>4</b>	<b>21</b>	<b>0</b>	<b>100</b>	<b>10</b>	<b>16</b>	<b>25</b>	<b>1</b>	<b>51</b>	<b>402</b>
12	Audrain	0	13	0	4	0	5	0	4	1	0	3	30
	Montgomery	0	9	0	0	0	4	0	1	0	0	3	17
	Warren	0	14	0	0	0	6	4	1	1	0	0	26
	<b>Circuit Total</b>	<b>0</b>	<b>36</b>	<b>0</b>	<b>4</b>	<b>0</b>	<b>15</b>	<b>4</b>	<b>6</b>	<b>2</b>	<b>0</b>	<b>6</b>	<b>73</b>
13	Boone	0	76	2	36	0	47	10	19	19	0	21	230
	Callaway	0	17	1	2	0	9	1	8	2	0	3	43
	<b>Circuit Total</b>	<b>0</b>	<b>93</b>	<b>3</b>	<b>38</b>	<b>0</b>	<b>56</b>	<b>11</b>	<b>27</b>	<b>21</b>	<b>0</b>	<b>24</b>	<b>273</b>
14	Howard	0	5	0	1	0	3	1	1	1	0	2	14
	Randolph	0	8	0	0	2	4	3	1	0	0	0	18
	<b>Circuit Total</b>	<b>0</b>	<b>13</b>	<b>0</b>	<b>1</b>	<b>2</b>	<b>7</b>	<b>4</b>	<b>2</b>	<b>1</b>	<b>0</b>	<b>2</b>	<b>32</b>
15	Lafayette	0	10	1	3	0	7	1	4	2	0	5	33
	Saline	0	13	0	2	0	9	0	0	0	0	2	26
	<b>Circuit Total</b>	<b>0</b>	<b>23</b>	<b>1</b>	<b>5</b>	<b>0</b>	<b>16</b>	<b>1</b>	<b>4</b>	<b>2</b>	<b>0</b>	<b>7</b>	<b>59</b>
16	Jackson	18	480	13	113	13	308	38	91	211	4	237	1526
	<b>Circuit Total</b>	<b>18</b>	<b>480</b>	<b>13</b>	<b>113</b>	<b>13</b>	<b>308</b>	<b>38</b>	<b>91</b>	<b>211</b>	<b>4</b>	<b>237</b>	<b>1526</b>
17	Cass	0	51	1	3	3	27	5	13	12	0	7	122
	Johnson	0	30	2	5	0	5	9	3	4	0	9	67
	<b>Circuit Total</b>	<b>0</b>	<b>81</b>	<b>3</b>	<b>8</b>	<b>3</b>	<b>32</b>	<b>14</b>	<b>16</b>	<b>16</b>	<b>0</b>	<b>16</b>	<b>189</b>
18	Cooper	0	6	0	0	0	4	2	1	4	0	2	19
	Pettis	1	25	0	3	0	4	1	5	5	0	3	47
	<b>Circuit Total</b>	<b>1</b>	<b>31</b>	<b>0</b>	<b>3</b>	<b>0</b>	<b>8</b>	<b>3</b>	<b>6</b>	<b>9</b>	<b>0</b>	<b>5</b>	<b>66</b>
19	Cole	0	28	61	19	0	29	0	10	12	0	11	170
	<b>Circuit Total</b>	<b>0</b>	<b>28</b>	<b>61</b>	<b>19</b>	<b>0</b>	<b>29</b>	<b>0</b>	<b>10</b>	<b>12</b>	<b>0</b>	<b>11</b>	<b>170</b>
20	Franklin	0	72	1	3	0	32	4	9	2	0	12	135
	Gasconade	0	4	0	1	0	4	1	0	0	0	0	10
	Osage	0	2	0	0	0	2	2	0	0	0	1	7
	<b>Circuit Total</b>	<b>0</b>	<b>78</b>	<b>1</b>	<b>4</b>	<b>0</b>	<b>38</b>	<b>7</b>	<b>9</b>	<b>2</b>	<b>0</b>	<b>13</b>	<b>152</b>
21	St. Louis County	1	808	34	144	19	495	85	81	118	2	275	2,062
	<b>Circuit Total</b>	<b>1</b>	<b>808</b>	<b>34</b>	<b>144</b>	<b>19</b>	<b>495</b>	<b>85</b>	<b>81</b>	<b>118</b>	<b>2</b>	<b>275</b>	<b>2,062</b>
22	City of St. Louis	140	658	126	51	24	285	115	43	65	1	110	1,618
	<b>Circuit Total</b>	<b>140</b>	<b>658</b>	<b>126</b>	<b>51</b>	<b>24</b>	<b>285</b>	<b>115</b>	<b>43</b>	<b>65</b>	<b>1</b>	<b>110</b>	<b>1,618</b>
23	Jefferson	0	110	2	13	2	58	9	11	7	0	23	235
	<b>Circuit Total</b>	<b>0</b>	<b>110</b>	<b>2</b>	<b>13</b>	<b>2</b>	<b>58</b>	<b>9</b>	<b>11</b>	<b>7</b>	<b>0</b>	<b>23</b>	<b>235</b>
24	Madison	0	3	0	0	0	4	1	1	0	0	2	11
	St. Francois	0	23	1	2	0	12	3	5	0	0	6	52
	Ste. Genevieve	0	6	0	1	0	2	0	3	0	0	3	15
	Washington	0	5	0	0	0	7	0	3	1	0	2	18
	<b>Circuit Total</b>	<b>0</b>	<b>37</b>	<b>1</b>	<b>3</b>	<b>0</b>	<b>25</b>	<b>4</b>	<b>12</b>	<b>1</b>	<b>0</b>	<b>13</b>	<b>96</b>

Table 33

## Circuit Court, FY 2012

## Tort Cases Filed by Case Type

Cir. No.	County	Asbestos	Pers. Inj Vehicular	Pers. Inj Prod. Liab.	Pers. Inj Malpract.	Pers. Inj Fed Emp Liab	JIS Pers. Inj. Other	Property Damage	Wrongful Death	Employment Discrim	Public Accommod	JIS Other	Total Cases Filed
25	Maries	0	2	0	0	0	1	0	2	0	0	1	6
	Phelps	0	19	2	6	0	13	3	6	0	0	17	66
	Pulaski	0	16	1	0	0	9	2	4	1	0	5	38
	Texas	0	13	0	2	0	6	1	2	0	0	2	26
	<b>Circuit Total</b>	<b>0</b>	<b>50</b>	<b>3</b>	<b>8</b>	<b>0</b>	<b>29</b>	<b>6</b>	<b>14</b>	<b>1</b>	<b>0</b>	<b>25</b>	<b>136</b>
26	Camden	0	36	3	8	0	26	4	5	1	0	12	95
	Laclede	0	17	0	3	0	9	0	1	3	0	2	35
	Miller	0	21	0	0	0	8	1	4	0	0	6	40
	Moniteau	0	5	1	0	0	4	0	0	0	0	2	12
	Morgan	0	13	0	0	0	5	1	2	2	0	1	24
	<b>Circuit Total</b>	<b>0</b>	<b>92</b>	<b>4</b>	<b>11</b>	<b>0</b>	<b>52</b>	<b>6</b>	<b>12</b>	<b>6</b>	<b>0</b>	<b>23</b>	<b>206</b>
27	Bates	0	6	0	1	0	2	1	1	1	0	5	17
	Henry	0	18	0	3	0	5	2	7	4	0	13	52
	St. Clair	0	7	0	0	0	1	0	0	3	0	2	13
	<b>Circuit Total</b>	<b>0</b>	<b>31</b>	<b>0</b>	<b>4</b>	<b>0</b>	<b>8</b>	<b>3</b>	<b>8</b>	<b>8</b>	<b>0</b>	<b>20</b>	<b>82</b>
28	Barton	0	3	0	1	0	3	2	0	0	0	0	9
	Cedar	0	11	0	2	0	2	1	2	1	0	1	20
	Dade	0	3	0	0	0	2	1	0	2	0	1	9
	Vernon	0	8	0	2	0	2	1	4	0	0	4	21
	<b>Circuit Total</b>	<b>0</b>	<b>25</b>	<b>0</b>	<b>5</b>	<b>0</b>	<b>9</b>	<b>5</b>	<b>6</b>	<b>3</b>	<b>0</b>	<b>6</b>	<b>59</b>
29	Jasper	1	71	4	17	2	24	8	26	4	0	21	178
	<b>Circuit Total</b>	<b>1</b>	<b>71</b>	<b>4</b>	<b>17</b>	<b>2</b>	<b>24</b>	<b>8</b>	<b>26</b>	<b>4</b>	<b>0</b>	<b>21</b>	<b>178</b>
30	Benton	0	7	1	0	0	5	2	2	2	0	6	25
	Dallas	0	13	0	1	0	2	1	1	0	0	4	22
	Hickory	0	6	0	0	0	4	0	0	0	0	2	12
	Polk	0	24	0	2	0	10	0	5	0	0	7	48
	Webster	0	21	0	0	0	5	0	2	4	0	3	35
	<b>Circuit Total</b>	<b>0</b>	<b>71</b>	<b>1</b>	<b>3</b>	<b>0</b>	<b>26</b>	<b>3</b>	<b>10</b>	<b>6</b>	<b>0</b>	<b>22</b>	<b>142</b>
31	Greene	0	348	4	34	4	134	21	40	23	0	74	682
	<b>Circuit Total</b>	<b>0</b>	<b>348</b>	<b>4</b>	<b>34</b>	<b>4</b>	<b>134</b>	<b>21</b>	<b>40</b>	<b>23</b>	<b>0</b>	<b>74</b>	<b>682</b>
32	Bollinger	0	2	0	0	0	3	0	1	1	0	0	7
	Cape Girardeau	0	37	2	12	0	26	1	6	4	0	8	96
	Perry	0	3	1	0	0	3	0	2	3	0	2	14
	<b>Circuit Total</b>	<b>0</b>	<b>42</b>	<b>3</b>	<b>12</b>	<b>0</b>	<b>32</b>	<b>1</b>	<b>9</b>	<b>8</b>	<b>0</b>	<b>10</b>	<b>117</b>
33	Mississippi	0	4	0	2	0	3	2	2	2	0	0	15
	Scott	0	17	0	10	1	9	3	8	4	0	2	54
	<b>Circuit Total</b>	<b>0</b>	<b>21</b>	<b>0</b>	<b>12</b>	<b>1</b>	<b>12</b>	<b>5</b>	<b>10</b>	<b>6</b>	<b>0</b>	<b>2</b>	<b>69</b>
34	New Madrid	0	7	1	0	0	9	1	3	0	0	3	24
	Pemiscot	0	9	0	1	0	4	4	2	1	0	0	21
	<b>Circuit Total</b>	<b>0</b>	<b>16</b>	<b>1</b>	<b>1</b>	<b>0</b>	<b>13</b>	<b>5</b>	<b>5</b>	<b>1</b>	<b>0</b>	<b>3</b>	<b>45</b>
35	Dunklin	0	19	0	6	1	8	2	6	1	0	3	46
	Stoddard	0	14	2	1	0	6	1	6	2	0	4	36
	<b>Circuit Total</b>	<b>0</b>	<b>33</b>	<b>2</b>	<b>7</b>	<b>1</b>	<b>14</b>	<b>3</b>	<b>12</b>	<b>3</b>	<b>0</b>	<b>7</b>	<b>82</b>
36	Butler	0	27	1	5	1	15	0	9	1	0	7	66
	Ripley	0	5	0	1	0	0	0	1	0	0	0	7
	<b>Circuit Total</b>	<b>0</b>	<b>32</b>	<b>1</b>	<b>6</b>	<b>1</b>	<b>15</b>	<b>0</b>	<b>10</b>	<b>1</b>	<b>0</b>	<b>7</b>	<b>73</b>
37	Carter	0	2	0	1	0	0	0	1	0	0	1	5
	Howell	0	35	0	1	0	10	4	6	1	0	4	61
	Oregon	0	7	0	0	1	2	0	0	0	0	3	13
	Shannon	0	4	1	0	0	4	0	0	0	0	1	10
	<b>Circuit Total</b>	<b>0</b>	<b>48</b>	<b>1</b>	<b>2</b>	<b>1</b>	<b>16</b>	<b>4</b>	<b>7</b>	<b>1</b>	<b>0</b>	<b>9</b>	<b>89</b>
38	Christian	0	49	2	1	0	22	7	6	2	0	8	97
	Taney	0	34	0	3	0	39	4	5	3	0	5	93
	<b>Circuit Total</b>	<b>0</b>	<b>83</b>	<b>2</b>	<b>4</b>	<b>0</b>	<b>61</b>	<b>11</b>	<b>11</b>	<b>5</b>	<b>0</b>	<b>13</b>	<b>190</b>
39	Barry	0	16	1	0	0	7	1	4	0	0	4	33
	Lawrence	0	21	0	1	0	12	2	5	0	0	6	47
	Stone	0	20	0	0	0	8	5	3	0	0	7	43
	<b>Circuit Total</b>	<b>0</b>	<b>57</b>	<b>1</b>	<b>1</b>	<b>0</b>	<b>27</b>	<b>8</b>	<b>12</b>	<b>0</b>	<b>0</b>	<b>17</b>	<b>123</b>
40	McDonald	0	3	0	0	0	3	0	0	0	0	0	6
	Newton	0	23	0	5	0	8	3	3	0	0	8	50
	<b>Circuit Total</b>	<b>0</b>	<b>26</b>	<b>0</b>	<b>5</b>	<b>0</b>	<b>11</b>	<b>3</b>	<b>3</b>	<b>0</b>	<b>0</b>	<b>8</b>	<b>56</b>
41	Macon	0	7	1	0	0	2	0	1	0	0	1	12
	Shelby	0	3	0	0	0	1	0	0	0	0	0	4
	<b>Circuit Total</b>	<b>0</b>	<b>10</b>	<b>1</b>	<b>0</b>	<b>0</b>	<b>3</b>	<b>0</b>	<b>1</b>	<b>0</b>	<b>0</b>	<b>1</b>	<b>16</b>
42	Crawford	0	13	1	1	0	11	3	2	0	0	1	32
	Dent	0	2	1	0	1	4	0	1	0	0	0	9
	Iron	0	2	0	0	1	2	1	1	1	0	2	10
	Reynolds	0	2	0	0	0	3	1	1	0	0	0	7
	Wayne	0	5	0	1	0	2	1	1	0	0	0	10
	<b>Circuit Total</b>	<b>0</b>	<b>24</b>	<b>2</b>	<b>2</b>	<b>2</b>	<b>22</b>	<b>6</b>	<b>6</b>	<b>1</b>	<b>0</b>	<b>3</b>	<b>68</b>
43	Caldwell	0	2	0	0	0	3	0	2	0	0	0	7
	Clinton	0	12	0	0	1	1	0	6	3	0	6	29
	Daviess	0	4	0	0	0	0	0	0	0	0	0	4
	DeKalb	0	4	0	0	1	1	2	3	5	0	2	18
	Livingston	0	5	0	2	0	5	0	1	0	0	0	13
	<b>Circuit Total</b>	<b>0</b>	<b>27</b>	<b>0</b>	<b>2</b>	<b>2</b>	<b>10</b>	<b>2</b>	<b>12</b>	<b>8</b>	<b>0</b>	<b>8</b>	<b>71</b>
44	Douglas	0	5	0	1	0	5	1	1	0	0	1	14
	Ozark	0	3	0	0	0	3	0	1	0	0	2	9
	Wright	0	12	1	0	0	6	0	1	0	0	1	21
	<b>Circuit Total</b>	<b>0</b>	<b>20</b>	<b>1</b>	<b>1</b>	<b>0</b>	<b>14</b>	<b>1</b>	<b>3</b>	<b>0</b>	<b>0</b>	<b>4</b>	<b>44</b>
45	Lincoln	0	13	0	0	0	10	2	5	1	0	2	33
	Pike	0	4	0	1	1	7	1	2	2	0	1	19
	<b>Circuit Total</b>	<b>0</b>	<b>17</b>	<b>0</b>	<b>1</b>	<b>1</b>	<b>17</b>	<b>3</b>	<b>7</b>	<b>3</b>	<b>0</b>	<b>3</b>	<b>52</b>
	<b>STATE TOTAL</b>	<b>164</b>	<b>4,076</b>	<b>286</b>	<b>617</b>	<b>85</b>	<b>2,202</b>	<b>430</b>	<b>628</b>	<b>655</b>	<b>9</b>	<b>1,153</b>	<b>10,305</b>

**Table 34**  
**Circuit Court, FY 2011**  
**Contract Cases Filed by Case Type**

Cir. No.	County	Breach of Contract	Promissory Note	Specific Performance	Suit on Account	JIS Other	Total Cases Filed
1	Clark	0	0	0	0	0	0
	Schulyer	2	1	0	2	1	6
	Scotland	1	1	0	0	0	2
	<b>Circuit Total</b>	<b>3</b>	<b>2</b>	<b>0</b>	<b>2</b>	<b>1</b>	<b>8</b>
2	Adair	3	4	0	11	0	18
	Knox	1	1	0	1	1	4
	Lewis	2	0	1	2	1	6
	<b>Circuit Total</b>	<b>6</b>	<b>5</b>	<b>1</b>	<b>14</b>	<b>2</b>	<b>28</b>
3	Grundy	5	0	1	3	0	9
	Harrison	2	4	0	5	1	12
	Mercer	0	0	0	2	0	2
	Putnam	0	2	0	5	1	8
	<b>Circuit Total</b>	<b>7</b>	<b>6</b>	<b>1</b>	<b>15</b>	<b>2</b>	<b>31</b>
4	Atchison	3	0	0	0	2	5
	Gentry	7	0	0	9	0	16
	Holt	2	1	1	1	0	5
	Nodaway	5	2	0	1	1	9
	Worth	0	0	0	0	0	0
	<b>Circuit Total</b>	<b>17</b>	<b>3</b>	<b>1</b>	<b>11</b>	<b>3</b>	<b>35</b>
5	Andrew	5	1	0	5	0	11
	Buchanan	29	8	0	42	3	82
	<b>Circuit Total</b>	<b>34</b>	<b>9</b>	<b>0</b>	<b>47</b>	<b>3</b>	<b>93</b>
6	Platte	63	21	3	31	3	121
	<b>Circuit Total</b>	<b>63</b>	<b>21</b>	<b>3</b>	<b>31</b>	<b>3</b>	<b>121</b>
7	Clay	121	25	5	55	20	226
	<b>Circuit Total</b>	<b>121</b>	<b>25</b>	<b>5</b>	<b>55</b>	<b>20</b>	<b>226</b>
8	Carroll	1	2	0	0	0	3
	Ray	12	1	0	2	0	15
	<b>Circuit Total</b>	<b>13</b>	<b>3</b>	<b>0</b>	<b>2</b>	<b>0</b>	<b>18</b>
9	Chariton	0	0	0	1	0	1
	Linn	4	0	0	1	0	5
	Sullivan	1	1	0	1	0	3
	<b>Circuit Total</b>	<b>5</b>	<b>1</b>	<b>0</b>	<b>3</b>	<b>0</b>	<b>9</b>
10	Marion	8	6	0	11	0	25
	Monroe	5	0	0	0	3	8
	Ralls	1	0	0	2	0	3
	<b>Circuit Total</b>	<b>14</b>	<b>6</b>	<b>0</b>	<b>13</b>	<b>3</b>	<b>36</b>
11	St. Charles	176	37	4	39	29	285
	<b>Circuit Total</b>	<b>176</b>	<b>37</b>	<b>4</b>	<b>39</b>	<b>29</b>	<b>285</b>
12	Audrain	8	1	0	0	0	9
	Montgomery	5	0	0	0	1	6
	Warren	4	8	0	0	2	14
	<b>Circuit Total</b>	<b>17</b>	<b>9</b>	<b>0</b>	<b>0</b>	<b>3</b>	<b>29</b>
13	Boone	45	27	2	13	14	101
	Callaway	4	3	1	0	0	8
	<b>Circuit Total</b>	<b>49</b>	<b>30</b>	<b>3</b>	<b>13</b>	<b>14</b>	<b>109</b>
14	Howard	0	0	0	2	0	2
	Randolph	11	5	0	3	3	22
	<b>Circuit Total</b>	<b>11</b>	<b>5</b>	<b>0</b>	<b>5</b>	<b>3</b>	<b>24</b>
15	Lafayette	8	2	0	2	0	12
	Saline	3	2	0	5	2	12
	<b>Circuit Total</b>	<b>11</b>	<b>4</b>	<b>0</b>	<b>7</b>	<b>2</b>	<b>24</b>
16	Jackson	345	116	5	59	52	577
	<b>Circuit Total</b>	<b>345</b>	<b>116</b>	<b>5</b>	<b>59</b>	<b>52</b>	<b>577</b>
17	Cass	45	12	2	16	9	84
	Johnson	16	10	2	10	3	41
	<b>Circuit Total</b>	<b>61</b>	<b>22</b>	<b>4</b>	<b>26</b>	<b>12</b>	<b>125</b>
18	Cooper	6	3	1	2	0	12
	Pettis	25	8	0	244	0	277
	<b>Circuit Total</b>	<b>31</b>	<b>11</b>	<b>1</b>	<b>246</b>	<b>0</b>	<b>289</b>
19	Cole	24	1	3	8	9	45
	<b>Circuit Total</b>	<b>24</b>	<b>1</b>	<b>3</b>	<b>8</b>	<b>9</b>	<b>45</b>
20	Franklin	25	18	1	9	4	57
	Gasconade	2	1	0	1	1	5
	Osage	4	1	0	1	0	6
	<b>Circuit Total</b>	<b>31</b>	<b>20</b>	<b>1</b>	<b>11</b>	<b>5</b>	<b>68</b>
21	St. Louis County	865	235	16	136	101	1353
	<b>Circuit Total</b>	<b>865</b>	<b>235</b>	<b>16</b>	<b>136</b>	<b>101</b>	<b>1353</b>
22	City of St. Louis	236	42	4	34	20	336
	<b>Circuit Total</b>	<b>236</b>	<b>42</b>	<b>4</b>	<b>34</b>	<b>20</b>	<b>336</b>
23	Jefferson	76	13	2	19	9	119
	<b>Circuit Total</b>	<b>76</b>	<b>13</b>	<b>2</b>	<b>19</b>	<b>9</b>	<b>119</b>
24	Madison	0	0	0	0	2	2
	St. Francois	11	2	1	4	5	23
	Ste. Genevieve	7	3	0	1	2	13
	Washington	4	0	1	5	0	10
	<b>Circuit Total</b>	<b>22</b>	<b>5</b>	<b>2</b>	<b>10</b>	<b>9</b>	<b>48</b>



**Table 34**  
**Circuit Court, FY 2011**  
**Contract Cases Filed by Case Type**

Cir. No.	County	Breach of Contract	Promissory Note	Specific Performance	Suit on Account	JIS Other	Total Cases Filed
25	Maries	1	1	0	0	0	2
	Phelps	59	5	1	222	1	288
	Pulaski	14	5	0	3	5	27
	Texas	3	2	1	2	0	8
	<b>Circuit Total</b>	<b>77</b>	<b>13</b>	<b>2</b>	<b>227</b>	<b>6</b>	<b>325</b>
26	Camden	34	10	2	16	10	72
	Laclede	13	7	6	145	1	172
	Miller	15	5	1	4	2	27
	Moniteau	5	0	0	1	0	6
	Morgan	4	2	0	4	0	10
	<b>Circuit Total</b>	<b>71</b>	<b>24</b>	<b>9</b>	<b>170</b>	<b>13</b>	<b>287</b>
27	Bates	4	2	0	2	0	8
	Henry	8	5	1	3	2	19
	St. Clair	3	1	0	1	1	6
	<b>Circuit Total</b>	<b>15</b>	<b>8</b>	<b>1</b>	<b>6</b>	<b>3</b>	<b>33</b>
28	Barton	3	0	0	0	0	3
	Cedar	0	3	1	1	0	5
	Dade	0	2	0	1	1	4
	Vernon	1	1	1	2	2	7
	<b>Circuit Total</b>	<b>4</b>	<b>6</b>	<b>2</b>	<b>4</b>	<b>3</b>	<b>19</b>
29	Jasper	38	11	3	13	13	78
	<b>Circuit Total</b>	<b>38</b>	<b>11</b>	<b>3</b>	<b>13</b>	<b>13</b>	<b>78</b>
30	Benton	9	5	0	2	2	18
	Dallas	3	2	0	61	0	66
	Hickory	2	0	0	0	1	3
	Polk	15	3	1	5	2	26
	Webster	5	3	0	2	1	11
	<b>Circuit Total</b>	<b>34</b>	<b>13</b>	<b>1</b>	<b>70</b>	<b>6</b>	<b>124</b>
31	Greene	151	88	2	79	17	337
	<b>Circuit Total</b>	<b>151</b>	<b>88</b>	<b>2</b>	<b>79</b>	<b>17</b>	<b>337</b>
32	Bollinger	1	0	0	0	0	1
	Cape Girardeau	28	9	0	59	4	100
	Perry	3	0	0	7	1	11
	<b>Circuit Total</b>	<b>32</b>	<b>9</b>	<b>0</b>	<b>66</b>	<b>5</b>	<b>112</b>
33	Mississippi	1	3	1	5	0	10
	Scott	16	2	0	2	2	22
	<b>Circuit Total</b>	<b>17</b>	<b>5</b>	<b>1</b>	<b>7</b>	<b>2</b>	<b>32</b>
34	New Madrid	1	1	0	11	0	13
	Pemiscot	10	3	0	19	0	32
	<b>Circuit Total</b>	<b>11</b>	<b>4</b>	<b>0</b>	<b>30</b>	<b>0</b>	<b>45</b>
35	Dunklin	16	3	2	6	0	27
	Stoddard	4	0	0	7	2	13
	<b>Circuit Total</b>	<b>20</b>	<b>3</b>	<b>2</b>	<b>13</b>	<b>2</b>	<b>40</b>
36	Butler	17	6	0	6	1	30
	Ripley	2	2	0	3	0	7
	<b>Circuit Total</b>	<b>19</b>	<b>8</b>	<b>0</b>	<b>9</b>	<b>1</b>	<b>37</b>
37	Carter	3	1	1	0	1	6
	Howell	17	4	1	6	1	29
	Oregon	1	1	0	0	0	2
	Shannon	3	2	0	2	0	7
	<b>Circuit Total</b>	<b>24</b>	<b>8</b>	<b>2</b>	<b>8</b>	<b>2</b>	<b>44</b>
38	Christian	37	13	2	17	1	70
	Taney	48	19	2	23	5	97
	<b>Circuit Total</b>	<b>85</b>	<b>32</b>	<b>4</b>	<b>40</b>	<b>6</b>	<b>167</b>
39	Barry	19	6	0	2	1	28
	Lawrence	12	7	1	4	2	26
	Stone	70	8	0	155	7	240
	<b>Circuit Total</b>	<b>101</b>	<b>21</b>	<b>1</b>	<b>161</b>	<b>10</b>	<b>294</b>
40	McDonald	2	5	0	4	1	12
	Newton	18	10	1	14	2	45
	<b>Circuit Total</b>	<b>20</b>	<b>15</b>	<b>1</b>	<b>18</b>	<b>3</b>	<b>57</b>
41	Macon	7	2	0	0	0	9
	Shelby	1	0	0	1	0	2
	<b>Circuit Total</b>	<b>8</b>	<b>2</b>	<b>0</b>	<b>1</b>	<b>0</b>	<b>11</b>
42	Crawford	7	4	0	1	1	13
	Dent	1	1	0	42	1	45
	Iron	3	0	0	0	1	4
	Reynolds	1	1	0	1	0	3
	Wayne	3	2	1	1	0	7
	<b>Circuit Total</b>	<b>15</b>	<b>8</b>	<b>1</b>	<b>45</b>	<b>3</b>	<b>72</b>
43	Caldwell	0	3	0	3	3	9
	Clinton	8	1	1	4	2	16
	Daviess	1	3	0	1	0	5
	DeKalb	1	0	1	1	1	4
	Livingston	2	3	0	5	4	14
	<b>Circuit Total</b>	<b>12</b>	<b>10</b>	<b>2</b>	<b>14</b>	<b>10</b>	<b>48</b>
44	Douglas	5	1	0	1	0	7
	Ozark	1	0	0	3	0	4
	Wright	2	1	0	70	5	78
	<b>Circuit Total</b>	<b>8</b>	<b>2</b>	<b>0</b>	<b>74</b>	<b>5</b>	<b>89</b>
45	Lincoln	23	5	0	13	8	49
	Pike	4	3	0	2	0	9
	<b>Circuit Total</b>	<b>27</b>	<b>8</b>	<b>0</b>	<b>15</b>	<b>8</b>	<b>58</b>
<b>STATE TOTAL</b>		<b>3,027</b>	<b>929</b>	<b>90</b>	<b>1,876</b>	<b>423</b>	<b>6,345</b>

**Table 35**  
**Circuit Court, FY 2012**  
**Administrative Review Cases Filed by Case Type**

Cir. No.	County	Hearing - Refuse Breathalyzer	License Revoc/ Suspend	Limit Dr Privilege	Chapter 536 State Agency Review	TDN of DOR Decision	JIS Other	Total Cases Filed
1	Clark	1	1	0	0	0	1	3
	Schulyer	0	5	1	0	0	0	6
	Scotland	1	0	1	2	0	0	4
	<b>Circuit Total</b>	<b>2</b>	<b>6</b>	<b>2</b>	<b>2</b>	<b>0</b>	<b>1</b>	<b>13</b>
2	Adair	6	4	4	0	3	6	23
	Knox	4	0	1	0	0	0	5
	Lewis	3	1	0	0	1	0	5
	<b>Circuit Total</b>	<b>13</b>	<b>5</b>	<b>5</b>	<b>0</b>	<b>4</b>	<b>6</b>	<b>33</b>
3	Grundy	0	0	0	0	0	0	0
	Harrison	0	0	0	0	3	3	6
	Mercer	0	1	0	1	0	0	2
	Putnam	0	0	0	0	1	1	2
	<b>Circuit Total</b>	<b>0</b>	<b>1</b>	<b>0</b>	<b>1</b>	<b>4</b>	<b>4</b>	<b>10</b>
4	Atchison	0	1	0	0	0	1	2
	Gentry	0	0	0	0	0	0	0
	Holt	0	0	0	0	1	0	1
	Nodaway	0	1	2	0	2	1	6
	Worth	0	0	0	0	0	0	0
	<b>Circuit Total</b>	<b>0</b>	<b>2</b>	<b>2</b>	<b>0</b>	<b>3</b>	<b>2</b>	<b>9</b>
5	Andrew	0	0	0	1	0	2	3
	Buchanan	0	0	1	2	0	3	6
	<b>Circuit Total</b>	<b>0</b>	<b>0</b>	<b>1</b>	<b>3</b>	<b>0</b>	<b>5</b>	<b>9</b>
6	Platte	48	8	11	3	21	10	101
	<b>Circuit Total</b>	<b>48</b>	<b>8</b>	<b>11</b>	<b>3</b>	<b>21</b>	<b>10</b>	<b>101</b>
7	Clay	0	0	0	6	41	5	52
	<b>Circuit Total</b>	<b>0</b>	<b>0</b>	<b>0</b>	<b>6</b>	<b>41</b>	<b>5</b>	<b>52</b>
8	Carroll	0	0	0	1	0	0	1
	Ray	1	0	0	0	4	1	6
	<b>Circuit Total</b>	<b>1</b>	<b>0</b>	<b>0</b>	<b>1</b>	<b>4</b>	<b>1</b>	<b>7</b>
9	Chariton	0	0	0	0	0	2	2
	Linn	0	1	0	0	0	1	2
	Sullivan	2	0	0	0	2	2	6
	<b>Circuit Total</b>	<b>2</b>	<b>1</b>	<b>0</b>	<b>0</b>	<b>2</b>	<b>5</b>	<b>10</b>
10	Marion	0	0	0	0	0	4	4
	Monroe	0	0	1	0	1	2	4
	Ralls	0	0	0	1	0	0	1
	<b>Circuit Total</b>	<b>0</b>	<b>0</b>	<b>1</b>	<b>1</b>	<b>1</b>	<b>6</b>	<b>9</b>
11	St. Charles	0	32	30	5	62	26	155
	<b>Circuit Total</b>	<b>0</b>	<b>32</b>	<b>30</b>	<b>5</b>	<b>62</b>	<b>26</b>	<b>155</b>
12	Audrain	0	0	0	0	0	0	0
	Montgomery	0	0	0	0	1	1	2
	Warren	0	0	0	1	3	3	7
	<b>Circuit Total</b>	<b>0</b>	<b>0</b>	<b>0</b>	<b>1</b>	<b>4</b>	<b>4</b>	<b>9</b>
13	Boone	1	0	1	3	3	0	8
	Callaway	0	0	1	2	3	3	9
	<b>Circuit Total</b>	<b>1</b>	<b>0</b>	<b>2</b>	<b>5</b>	<b>6</b>	<b>3</b>	<b>17</b>
14	Howard	0	0	0	0	1	1	2
	Randolph	1	9	2	0	0	0	12
	<b>Circuit Total</b>	<b>1</b>	<b>9</b>	<b>2</b>	<b>0</b>	<b>1</b>	<b>1</b>	<b>14</b>
15	Lafayette	21	6	2	0	1	3	33
	Saline	8	5	2	0	1	1	17
	<b>Circuit Total</b>	<b>29</b>	<b>11</b>	<b>4</b>	<b>0</b>	<b>2</b>	<b>4</b>	<b>50</b>
16	Jackson	12	16	10	11	67	31	147
	<b>Circuit Total</b>	<b>12</b>	<b>16</b>	<b>10</b>	<b>11</b>	<b>67</b>	<b>31</b>	<b>147</b>
17	Cass	0	4	1	3	14	9	31
	Johnson	27	1	1	0	1	8	38
	<b>Circuit Total</b>	<b>27</b>	<b>5</b>	<b>2</b>	<b>3</b>	<b>15</b>	<b>17</b>	<b>69</b>
18	Cooper	0	0	0	0	0	0	0
	Pettis	0	3	0	1	0	6	10
	<b>Circuit Total</b>	<b>0</b>	<b>3</b>	<b>0</b>	<b>1</b>	<b>0</b>	<b>6</b>	<b>10</b>
19	Cole	0	1	5	35	1	14	56
	<b>Circuit Total</b>	<b>0</b>	<b>1</b>	<b>5</b>	<b>35</b>	<b>1</b>	<b>14</b>	<b>56</b>
20	Franklin	1	1	0	4	5	12	23
	Gasconade	1	0	0	1	1	0	3
	Osage	0	1	0	0	0	1	2
	<b>Circuit Total</b>	<b>2</b>	<b>2</b>	<b>0</b>	<b>5</b>	<b>6</b>	<b>13</b>	<b>28</b>
21	St. Louis County	0	0	0	28	0	1	29
	<b>Circuit Total</b>	<b>0</b>	<b>0</b>	<b>0</b>	<b>28</b>	<b>0</b>	<b>1</b>	<b>29</b>
22	City of St. Louis	53	31	1	32	9	25	151
	<b>Circuit Total</b>	<b>53</b>	<b>31</b>	<b>1</b>	<b>32</b>	<b>9</b>	<b>25</b>	<b>151</b>
23	Jefferson	403	58	20	5	60	19	565
	<b>Circuit Total</b>	<b>403</b>	<b>58</b>	<b>20</b>	<b>5</b>	<b>60</b>	<b>19</b>	<b>565</b>
24	Madison	7	0	1	0	1	0	9
	St. Francois	2	1	0	1	0	13	17
	Ste. Genevieve	4	2	1	0	0	7	14
	Washington	2	0	1	0	0	7	10
	<b>Circuit Total</b>	<b>15</b>	<b>3</b>	<b>3</b>	<b>1</b>	<b>1</b>	<b>27</b>	<b>50</b>

**Table 35**  
**Circuit Court, FY 2012**  
**Administrative Review Cases Filed by Case Type**

Cir. No.	County	Hearing - Refuse Breathalyzer	License Revoc/ Suspend	Limit Dr Privilege	Chapter 536 State Agency Review	TDN of DOR Decision	JIS Other	Total Cases Filed
25	Maries	0	0	0	0	0	0	0
	Phelps	1	2	0	0	4	2	9
	Pulaski	3	1	0	0	1	0	7
	Texas	0	0	1	0	0	2	3
	<b>Circuit Total</b>	<b>4</b>	<b>3</b>	<b>3</b>	<b>0</b>	<b>5</b>	<b>4</b>	<b>19</b>
26	Camden	32	20	0	0	11	2	65
	Laclede	5	4	1	0	0	6	16
	Miller	12	5	0	0	12	4	33
	Moniteau	1	0	1	1	0	1	4
	Morgan	3	6	0	0	2	2	13
	<b>Circuit Total</b>	<b>53</b>	<b>35</b>	<b>2</b>	<b>1</b>	<b>25</b>	<b>15</b>	<b>131</b>
27	Bates	0	0	1	0	6	2	9
	Henry	0	0	0	0	0	4	4
	St. Clair	0	1	0	0	0	0	1
	<b>Circuit Total</b>	<b>0</b>	<b>1</b>	<b>1</b>	<b>0</b>	<b>6</b>	<b>6</b>	<b>14</b>
28	Barton	1	1	0	1	1	2	6
	Cedar	0	0	1	0	0	0	1
	Dade	0	0	0	0	0	1	1
	Vernon	5	1	4	0	0	1	11
	<b>Circuit Total</b>	<b>6</b>	<b>2</b>	<b>5</b>	<b>1</b>	<b>1</b>	<b>4</b>	<b>19</b>
29	Jasper	39	4	2	0	42	5	92
	<b>Circuit Total</b>	<b>39</b>	<b>4</b>	<b>2</b>	<b>0</b>	<b>42</b>	<b>5</b>	<b>92</b>
30	Benton	0	0	0	3	0	0	3
	Dallas	3	0	0	0	1	1	5
	Hickory	1	0	0	0	0	2	3
	Folk	4	1	2	0	0	3	10
	Webster	1	3	1	0	2	3	10
	<b>Circuit Total</b>	<b>9</b>	<b>4</b>	<b>3</b>	<b>3</b>	<b>3</b>	<b>9</b>	<b>31</b>
31	Greene	226	45	105	16	12	42	446
	<b>Circuit Total</b>	<b>226</b>	<b>45</b>	<b>105</b>	<b>16</b>	<b>12</b>	<b>42</b>	<b>446</b>
32	Bollinger	0	1	0	0	0	2	3
	Cape Girardeau	0	12	3	4	8	13	40
	Perry	0	0	2	0	0	3	5
	<b>Circuit Total</b>	<b>0</b>	<b>13</b>	<b>5</b>	<b>4</b>	<b>8</b>	<b>18</b>	<b>48</b>
33	Mississippi	0	0	0	0	0	3	3
	Scott	0	3	0	2	1	5	11
	<b>Circuit Total</b>	<b>0</b>	<b>3</b>	<b>0</b>	<b>2</b>	<b>1</b>	<b>8</b>	<b>14</b>
34	New Madrid	3	1	0	0	1	3	8
	Pemiscot	1	4	4	1	0	5	15
	<b>Circuit Total</b>	<b>4</b>	<b>5</b>	<b>4</b>	<b>1</b>	<b>1</b>	<b>8</b>	<b>23</b>
35	Dunklin	4	1	10	1	2	13	31
	Stoddard	10	3	6	1	17	0	37
	<b>Circuit Total</b>	<b>14</b>	<b>4</b>	<b>16</b>	<b>2</b>	<b>19</b>	<b>13</b>	<b>68</b>
36	Butler	2	0	1	0	1	12	16
	Ripley	5	1	2	1	4	1	14
	<b>Circuit Total</b>	<b>7</b>	<b>1</b>	<b>3</b>	<b>1</b>	<b>5</b>	<b>13</b>	<b>30</b>
37	Carter	1	5	1	0	4	5	16
	Howell	0	2	0	4	1	8	15
	Oregon	2	1	0	1	0	1	5
	Shannon	0	0	0	0	0	1	1
	<b>Circuit Total</b>	<b>3</b>	<b>8</b>	<b>1</b>	<b>5</b>	<b>5</b>	<b>15</b>	<b>37</b>
38	Christian	0	1	0	2	0	5	8
	Taney	0	0	0	0	0	6	6
	<b>Circuit Total</b>	<b>0</b>	<b>1</b>	<b>0</b>	<b>2</b>	<b>0</b>	<b>11</b>	<b>14</b>
39	Barry	7	2	1	0	1	6	17
	Lawrence	6	0	1	4	0	5	16
	Stone	1	2	0	0	0	4	7
	<b>Circuit Total</b>	<b>14</b>	<b>4</b>	<b>2</b>	<b>4</b>	<b>1</b>	<b>15</b>	<b>40</b>
40	McDonald	0	3	0	0	0	1	4
	Newton	4	6	3	1	3	2	19
	<b>Circuit Total</b>	<b>4</b>	<b>9</b>	<b>3</b>	<b>1</b>	<b>3</b>	<b>3</b>	<b>23</b>
41	Macon	4	2	3	0	0	2	11
	Shelby	1	0	0	0	2	0	3
	<b>Circuit Total</b>	<b>5</b>	<b>2</b>	<b>3</b>	<b>0</b>	<b>2</b>	<b>2</b>	<b>14</b>
42	Crawford	0	0	0	1	0	4	5
	Dent	1	0	0	3	0	2	6
	Iron	0	0	0	0	2	1	3
	Reynolds	0	0	0	0	0	1	1
	Wayne	1	0	0	0	1	2	4
	<b>Circuit Total</b>	<b>2</b>	<b>0</b>	<b>0</b>	<b>4</b>	<b>3</b>	<b>10</b>	<b>19</b>
43	Caldwell	0	2	0	0	2	0	4
	Clinton	0	0	0	0	1	5	6
	Daviess	0	0	0	0	1	0	1
	DeKalb	0	1	0	0	0	1	2
	Livingston	1	1	0	0	1	4	7
	<b>Circuit Total</b>	<b>1</b>	<b>4</b>	<b>0</b>	<b>0</b>	<b>5</b>	<b>10</b>	<b>20</b>
44	Douglas	1	0	0	0	1	1	3
	Ozark	0	0	0	0	0	2	2
	Wright	0	0	1	0	1	3	5
	<b>Circuit Total</b>	<b>1</b>	<b>0</b>	<b>1</b>	<b>0</b>	<b>2</b>	<b>6</b>	<b>10</b>
45	Lincoln	0	6	2	0	4	8	20
	Pike	0	1	0	0	0	0	1
	<b>Circuit Total</b>	<b>0</b>	<b>7</b>	<b>2</b>	<b>0</b>	<b>4</b>	<b>8</b>	<b>21</b>
<b>STATE TOTAL</b>		<b>1,001</b>	<b>349</b>	<b>262</b>	<b>196</b>	<b>467</b>	<b>461</b>	<b>2,736</b>

**Table 36**  
**Circuit Court, FY 2012**  
**Real Estate Cases Filed by Case Type**

Cir. No.	County	Application-Enforce	Emin. Domain/Condemn./		Exception	Fore-Closure	Partition	Quiet Title	Rent and Possession	Unlawful Detainer	Landlord Complaint	JIS Other	Total Cases Filed
		Mechanic's Lien	State	Other									
1	Clark	0	0	0	0	0	0	2	0	0	0	0	2
	Schulyer	0	0	0	0	0	0	1	0	0	0	1	2
	Scotland	0	0	0	0	0	2	1	0	0	0	0	3
	<b>Circuit Total</b>	<b>0</b>	<b>0</b>	<b>0</b>	<b>0</b>	<b>0</b>	<b>2</b>	<b>4</b>	<b>0</b>	<b>0</b>	<b>0</b>	<b>1</b>	<b>7</b>
2	Adair	0	0	0	0	0	1	4	1	0	0	1	7
	Knox	0	0	0	0	0	0	2	0	0	0	0	2
	Lewis	0	0	0	0	0	0	0	0	0	0	2	2
	<b>Circuit Total</b>	<b>0</b>	<b>0</b>	<b>0</b>	<b>0</b>	<b>0</b>	<b>1</b>	<b>6</b>	<b>1</b>	<b>0</b>	<b>0</b>	<b>3</b>	<b>11</b>
3	Grundy	0	0	0	0	0	2	0	0	0	0	0	2
	Harrison	0	0	0	0	0	0	1	0	0	0	1	2
	Mercer	0	0	0	0	0	3	0	0	0	0	0	3
	Putnam	0	0	0	0	0	1	1	1	0	0	1	4
	<b>Circuit Total</b>	<b>0</b>	<b>0</b>	<b>0</b>	<b>0</b>	<b>0</b>	<b>6</b>	<b>2</b>	<b>1</b>	<b>0</b>	<b>0</b>	<b>2</b>	<b>11</b>
4	Atchison	0	0	0	0	0	0	1	0	0	0	0	1
	Gentry	0	0	0	0	0	0	0	0	1	0	0	1
	Holt	0	0	0	0	1	1	1	0	0	0	0	3
	Nodaway	0	0	0	0	0	0	0	1	0	0	0	1
	Worth	0	0	0	0	0	0	0	0	0	0	0	0
	<b>Circuit Total</b>	<b>0</b>	<b>0</b>	<b>0</b>	<b>0</b>	<b>1</b>	<b>1</b>	<b>2</b>	<b>1</b>	<b>1</b>	<b>0</b>	<b>0</b>	<b>6</b>
5	Andrew	0	0	0	0	1	1	2	0	0	0	0	4
	Buchanan	0	0	1	0	1	2	20	0	0	0	3	27
	<b>Circuit Total</b>	<b>0</b>	<b>0</b>	<b>1</b>	<b>0</b>	<b>2</b>	<b>3</b>	<b>22</b>	<b>0</b>	<b>0</b>	<b>0</b>	<b>3</b>	<b>31</b>
6	Platte	0	0	1	0	2	4	13	8	1	0	5	34
	<b>Circuit Total</b>	<b>0</b>	<b>0</b>	<b>1</b>	<b>0</b>	<b>2</b>	<b>4</b>	<b>13</b>	<b>8</b>	<b>1</b>	<b>0</b>	<b>5</b>	<b>34</b>
7	Clay	4	3	3	0	9	2	31	2	0	0	22	76
	<b>Circuit Total</b>	<b>4</b>	<b>3</b>	<b>3</b>	<b>0</b>	<b>9</b>	<b>2</b>	<b>31</b>	<b>2</b>	<b>0</b>	<b>0</b>	<b>22</b>	<b>76</b>
8	Carroll	0	0	0	0	0	3	2	0	0	0	0	5
	Ray	0	0	0	0	3	2	6	0	0	0	3	14
	<b>Circuit Total</b>	<b>0</b>	<b>0</b>	<b>0</b>	<b>0</b>	<b>3</b>	<b>5</b>	<b>8</b>	<b>0</b>	<b>0</b>	<b>0</b>	<b>3</b>	<b>19</b>
9	Chariton	0	0	0	0	0	0	1	0	0	0	1	2
	Linn	1	0	0	0	0	2	0	0	1	0	1	5
	Sullivan	0	0	0	0	0	2	0	0	0	0	0	2
	<b>Circuit Total</b>	<b>1</b>	<b>0</b>	<b>0</b>	<b>0</b>	<b>0</b>	<b>4</b>	<b>1</b>	<b>0</b>	<b>1</b>	<b>0</b>	<b>2</b>	<b>9</b>
10	Marion	0	0	0	0	0	3	3	0	1	0	4	11
	Monroe	0	0	0	0	1	2	1	0	0	0	0	4
	Ralls	0	0	0	0	0	1	1	0	0	0	1	3
	<b>Circuit Total</b>	<b>0</b>	<b>0</b>	<b>0</b>	<b>0</b>	<b>1</b>	<b>6</b>	<b>5</b>	<b>0</b>	<b>1</b>	<b>0</b>	<b>5</b>	<b>18</b>
11	St. Charles	5	2	9	10	53	9	57	5	5	1	30	186
	<b>Circuit Total</b>	<b>5</b>	<b>2</b>	<b>9</b>	<b>10</b>	<b>53</b>	<b>9</b>	<b>57</b>	<b>5</b>	<b>5</b>	<b>1</b>	<b>30</b>	<b>186</b>
12	Audrain	0	0	0	0	1	0	3	0	0	0	3	7
	Montgomery	0	0	0	0	0	0	2	0	0	0	3	5
	Warren	1	0	0	0	1	2	12	0	0	0	3	19
	<b>Circuit Total</b>	<b>1</b>	<b>0</b>	<b>0</b>	<b>0</b>	<b>2</b>	<b>2</b>	<b>17</b>	<b>0</b>	<b>0</b>	<b>0</b>	<b>9</b>	<b>31</b>
13	Boone	6	1	9	3	0	0	11	1	0	0	5	36
	Callaway	0	0	0	0	4	2	3	1	0	0	1	11
	<b>Circuit Total</b>	<b>6</b>	<b>1</b>	<b>9</b>	<b>3</b>	<b>4</b>	<b>2</b>	<b>14</b>	<b>2</b>	<b>0</b>	<b>0</b>	<b>6</b>	<b>47</b>
14	Howard	0	0	0	0	0	0	1	0	0	0	0	1
	Randolph	1	0	0	0	0	3	3	0	0	0	0	7
	<b>Circuit Total</b>	<b>1</b>	<b>0</b>	<b>0</b>	<b>0</b>	<b>0</b>	<b>3</b>	<b>4</b>	<b>0</b>	<b>0</b>	<b>0</b>	<b>0</b>	<b>8</b>
15	Lafayette	0	0	0	0	0	3	4	0	0	0	4	11
	Saline	0	0	0	0	1	3	2	0	2	0	2	10
	<b>Circuit Total</b>	<b>0</b>	<b>0</b>	<b>0</b>	<b>0</b>	<b>1</b>	<b>6</b>	<b>6</b>	<b>0</b>	<b>2</b>	<b>0</b>	<b>6</b>	<b>21</b>
16	Jackson	10	1	5	2	22	14	100	14	0	0	88	256
	<b>Circuit Total</b>	<b>10</b>	<b>1</b>	<b>5</b>	<b>2</b>	<b>22</b>	<b>14</b>	<b>100</b>	<b>14</b>	<b>0</b>	<b>0</b>	<b>88</b>	<b>256</b>
17	Cass	0	0	6	0	1	3	16	1	0	0	16	43
	Johnson	0	1	0	0	1	3	7	98	40	0	1	151
	<b>Circuit Total</b>	<b>0</b>	<b>1</b>	<b>6</b>	<b>0</b>	<b>2</b>	<b>6</b>	<b>23</b>	<b>99</b>	<b>40</b>	<b>0</b>	<b>17</b>	<b>194</b>
18	Cooper	0	0	0	0	0	0	1	0	0	0	5	6
	Pettis	0	0	0	0	0	3	5	0	0	0	5	13
	<b>Circuit Total</b>	<b>0</b>	<b>0</b>	<b>0</b>	<b>0</b>	<b>0</b>	<b>3</b>	<b>6</b>	<b>0</b>	<b>0</b>	<b>0</b>	<b>10</b>	<b>19</b>
19	Cole	2	0	1	5	0	3	4	0	1	0	2	18
	<b>Circuit Total</b>	<b>2</b>	<b>0</b>	<b>1</b>	<b>5</b>	<b>0</b>	<b>3</b>	<b>4</b>	<b>0</b>	<b>1</b>	<b>0</b>	<b>2</b>	<b>18</b>
20	Franklin	0	0	1	2	1	3	12	0	0	1	14	34
	Gasconade	0	0	0	0	0	3	2	0	0	0	0	5
	Osage	0	1	0	0	0	0	0	0	0	0	0	1
	<b>Circuit Total</b>	<b>0</b>	<b>1</b>	<b>1</b>	<b>2</b>	<b>1</b>	<b>6</b>	<b>14</b>	<b>0</b>	<b>0</b>	<b>1</b>	<b>14</b>	<b>40</b>
21	St. Louis County	14	1	17	41	41	16	202	8	0	2	60	402
	<b>Circuit Total</b>	<b>14</b>	<b>1</b>	<b>17</b>	<b>41</b>	<b>41</b>	<b>16</b>	<b>202</b>	<b>8</b>	<b>0</b>	<b>2</b>	<b>60</b>	<b>402</b>
22	City of St. Louis	7	0	1	1	28	7	100	0	1	0	18	163
	<b>Circuit Total</b>	<b>7</b>	<b>0</b>	<b>1</b>	<b>1</b>	<b>28</b>	<b>7</b>	<b>100</b>	<b>0</b>	<b>1</b>	<b>0</b>	<b>18</b>	<b>163</b>
23	Jefferson	6	1	5	0	5	9	50	1	1	0	25	103
	<b>Circuit Total</b>	<b>6</b>	<b>1</b>	<b>5</b>	<b>0</b>	<b>5</b>	<b>9</b>	<b>50</b>	<b>1</b>	<b>1</b>	<b>0</b>	<b>25</b>	<b>103</b>
24	Madison	0	0	0	0	0	0	4	0	0	0	2	6
	St. Francois	7	1	0	1	0	1	10	1	0	0	5	26
	Ste. Genevieve	1	0	2	0	0	2	5	1	0	0	2	13
	Washington	0	0	0	0	1	1	5	2	0	0	6	15
	<b>Circuit Total</b>	<b>8</b>	<b>1</b>	<b>2</b>	<b>1</b>	<b>1</b>	<b>4</b>	<b>24</b>	<b>4</b>	<b>0</b>	<b>0</b>	<b>15</b>	<b>60</b>

**Table 36**  
**Circuit Court, FY 2012**  
**Real Estate Cases Filed by Case Type**

Cir. No.	County	Application-Enforce	Emin. Domain/Condemn./			Fore-Closure	Partition	Quiet Title	Rent and Possession	Unlawful Detainer	Landlord Complaint	JIS Other	Total Cases Filed
		Mechanic's Lien	State	Other	Exception								
25	Maries	0	0	0	0	0	0	1	0	1	0	4	6
	Phelps	0	0	0	0	0	1	4	0	0	0	2	7
	Pulaski	2	0	0	0	2	1	5	1	0	0	5	16
	Texas	2	0	2	0	1	3	10	0	0	0	5	23
	Circuit Total	4	0	2	0	3	5	20	1	1	0	16	52
26	Camden	3	0	1	0	2	1	23	0	1	0	17	48
	Laclede	0	1	1	0	0	2	3	0	0	0	8	15
	Miller	1	0	1	0	0	3	7	1	0	1	1	15
	Moniteau	0	0	0	0	0	0	0	0	0	0	1	1
	Morgan	0	0	0	0	0	5	8	0	1	0	10	24
	Circuit Total	4	1	3	0	2	11	41	1	2	1	37	103
27	Bates	0	0	0	0	0	4	1	0	0	0	1	6
	Henry	0	0	0	0	2	4	1	0	0	0	0	7
	St. Clair	0	0	0	0	1	1	1	1	0	0	0	4
	Circuit Total	0	0	0	0	3	9	3	1	0	0	1	17
28	Barton	0	0	0	0	0	0	2	0	0	0	0	2
	Cedar	0	0	0	0	0	1	2	0	0	0	1	4
	Dade	0	0	0	0	1	0	1	0	0	0	1	3
	Vernon	0	0	0	0	0	1	7	0	0	0	2	10
	Circuit Total	0	0	0	0	1	2	12	0	0	0	4	19
29	Jasper	4	0	0	0	1	7	33	0	0	0	7	52
	Circuit Total	4	0	0	0	1	7	33	0	0	0	7	52
30	Benton	0	0	0	0	0	1	10	0	0	0	7	18
	Dallas	0	0	1	0	0	1	4	0	0	0	4	10
	Hickory	0	0	0	0	1	3	4	0	0	0	4	12
	Polk	0	0	0	0	3	2	3	0	0	0	4	12
	Webster	1	0	0	0	0	0	8	1	0	0	2	12
	Circuit Total	1	0	1	0	4	7	29	1	0	0	21	64
31	Greene	3	0	1	0	6	16	41	0	0	1	13	81
	Circuit Total	3	0	1	0	6	16	41	0	0	1	13	81
32	Bollinger	0	0	0	3	0	3	4	0	0	0	2	12
	Cape Girardeau	1	0	2	3	0	2	12	1	0	0	7	28
	Perry	0	0	0	0	0	0	6	0	0	0	1	7
	Circuit Total	1	0	2	6	0	5	22	1	0	0	10	47
33	Mississippi	0	0	0	0	0	1	6	0	0	0	2	9
	Scott	0	0	1	0	1	2	10	0	0	0	1	15
	Circuit Total	0	0	1	0	1	3	16	0	0	0	3	24
34	New Madrid	1	0	0	0	0	1	5	0	0	0	1	8
	Pemiscot	0	0	0	0	0	0	4	1	0	0	0	5
	Circuit Total	1	0	0	0	0	1	9	1	0	0	1	13
35	Dunklin	0	0	0	0	1	2	5	0	0	0	1	9
	Stoddard	0	0	0	0	0	5	3	0	0	0	2	10
	Circuit Total	0	0	0	0	1	7	8	0	0	0	3	19
36	Butler	1	1	1	4	0	2	13	0	1	0	6	29
	Ripley	0	0	0	0	0	2	4	0	0	0	4	10
	Circuit Total	1	1	1	4	0	4	17	0	1	0	10	39
37	Carter	0	0	0	0	0	1	2	0	0	0	0	3
	Howell	0	0	0	0	1	2	12	0	0	0	3	18
	Oregon	0	0	0	0	1	2	3	0	2	0	3	11
	Shannon	0	0	0	0	0	1	6	0	0	0	3	10
	Circuit Total	0	0	0	0	2	6	23	0	2	0	9	42
38	Christian	0	0	1	0	2	1	7	0	0	0	7	18
	Taney	4	0	2	0	1	0	31	9	1	0	11	59
	Circuit Total	4	0	3	0	3	1	38	9	1	0	18	77
39	Barry	0	0	2	0	1	5	13	0	2	0	7	30
	Lawrence	0	0	0	0	2	1	7	0	1	0	6	17
	Stone	2	0	0	0	0	1	14	1	1	0	11	30
	Circuit Total	2	0	2	0	3	7	34	1	4	0	24	77
40	McDonald	0	0	0	0	1	1	17	0	2	0	8	29
	Newton	0	0	0	0	4	3	9	0	1	0	10	27
	Circuit Total	0	0	0	0	5	4	26	0	3	0	18	56
41	Macon	2	0	0	0	0	0	4	0	0	0	4	10
	Shelby	0	0	0	0	0	0	1	0	0	0	0	1
	Circuit Total	2	0	0	0	0	0	5	0	0	0	4	11
42	Crawford	0	0	1	0	1	1	5	0	0	0	2	10
	Dent	2	0	0	0	1	0	7	0	0	0	1	11
	Iron	0	0	0	0	0	0	3	0	0	0	1	4
	Reynolds	0	0	0	0	0	0	4	0	2	0	1	7
	Wayne	0	0	0	0	0	1	4	0	2	0	3	10
	Circuit Total	2	0	1	0	2	2	23	0	4	0	8	42
43	Caldwell	0	0	1	0	0	2	2	0	0	0	0	5
	Clinton	0	0	1	0	1	0	3	0	0	0	2	7
	Daviess	0	0	0	0	0	2	3	0	0	0	0	5
	DeKalb	0	0	1	0	0	1	2	0	0	0	3	7
	Livingston	0	0	0	0	0	2	1	0	0	0	2	5
	Circuit Total	0	0	3	0	1	7	11	0	0	0	7	29
44	Douglas	0	0	0	0	0	1	3	0	0	0	0	4
	Ozark	0	0	0	0	0	2	9	0	0	0	1	12
	Wright	0	0	0	0	0	1	8	0	0	0	1	10
	Circuit Total	0	0	0	0	0	4	20	0	0	0	2	26
45	Lincoln	2	1	0	1	2	2	10	0	1	0	5	24
	Pike	0	0	0	0	1	1	2	0	0	0	3	7
	Circuit Total	2	1	0	1	3	3	12	0	1	0	8	31
STATE TOTAL		96	15	81	76	219	235	1,158	162	73	6	570	2,691

**Table 37**  
**Circuit Court, FY 2012**  
**Extraordinary Remedy Cases Filed by Case Type**

Cir. No.	County	Declaratory Judgment	Habeas Corpus	Injunction	Temporary Restraining Order	Show Cause to Enforce Jury Service	JIS Other	Total Cases Filed
1	Clark	1	0	0	0	0	3	4
	Schulyer	0	0	0	0	0	0	0
	Scotland	1	0	0	0	0	0	1
	<b>Circuit Total</b>	<b>2</b>	<b>0</b>	<b>0</b>	<b>0</b>	<b>0</b>	<b>3</b>	<b>5</b>
2	Adair	2	1	1	0	0	0	4
	Knox	0	0	1	0	0	0	1
	Lewis	1	0	0	0	0	1	2
	<b>Circuit Total</b>	<b>3</b>	<b>1</b>	<b>2</b>	<b>0</b>	<b>0</b>	<b>1</b>	<b>7</b>
3	Grundy	2	0	0	1	0	0	3
	Harrison	0	0	0	0	0	2	2
	Mercer	0	1	0	0	0	0	1
	Putnam	0	0	0	0	0	0	0
	<b>Circuit Total</b>	<b>2</b>	<b>1</b>	<b>0</b>	<b>1</b>	<b>0</b>	<b>2</b>	<b>6</b>
4	Atchison	1	0	0	0	0	1	2
	Gentry	0	0	0	0	0	0	0
	Holt	2	1	1	0	0	0	4
	Nodaway	3	0	1	0	0	0	4
	Worth	0	0	0	0	0	0	0
	<b>Circuit Total</b>	<b>6</b>	<b>1</b>	<b>2</b>	<b>0</b>	<b>0</b>	<b>1</b>	<b>10</b>
5	Andrew	2	0	0	0	0	0	2
	Buchanan	11	9	3	0	3	3	29
	<b>Circuit Total</b>	<b>13</b>	<b>9</b>	<b>3</b>	<b>0</b>	<b>3</b>	<b>3</b>	<b>31</b>
6	Platte	11	1	2	2	0	1	17
	<b>Circuit Total</b>	<b>11</b>	<b>1</b>	<b>2</b>	<b>2</b>	<b>0</b>	<b>1</b>	<b>17</b>
7	Clay	13	4	8	1	1	6	33
	<b>Circuit Total</b>	<b>13</b>	<b>4</b>	<b>8</b>	<b>1</b>	<b>1</b>	<b>6</b>	<b>33</b>
8	Carroll	1	0	1	0	0	0	2
	Ray	8	0	1	0	0	1	10
	<b>Circuit Total</b>	<b>9</b>	<b>0</b>	<b>2</b>	<b>0</b>	<b>0</b>	<b>1</b>	<b>12</b>
9	Chariton	0	0	0	0	0	0	0
	Linn	0	0	0	0	0	1	1
	Sullivan	2	0	0	0	0	0	2
	<b>Circuit Total</b>	<b>2</b>	<b>0</b>	<b>0</b>	<b>0</b>	<b>0</b>	<b>1</b>	<b>3</b>
10	Marion	4	0	1	0	0	5	10
	Monroe	0	0	0	0	0	0	0
	Ralls	2	0	0	0	0	0	2
	<b>Circuit Total</b>	<b>6</b>	<b>0</b>	<b>1</b>	<b>0</b>	<b>0</b>	<b>5</b>	<b>12</b>
11	St. Charles	44	0	12	14	0	1	71
	<b>Circuit Total</b>	<b>44</b>	<b>0</b>	<b>12</b>	<b>14</b>	<b>0</b>	<b>1</b>	<b>71</b>
12	Audrain	2	2	1	0	0	3	8
	Montgomery	0	0	0	0	0	0	0
	Warren	1	1	0	0	0	5	7
	<b>Circuit Total</b>	<b>3</b>	<b>3</b>	<b>1</b>	<b>0</b>	<b>0</b>	<b>8</b>	<b>15</b>
13	Boone	14	0	13	6	21	5	59
	Callaway	5	3	3	0	9	1	21
	<b>Circuit Total</b>	<b>19</b>	<b>3</b>	<b>16</b>	<b>6</b>	<b>30</b>	<b>6</b>	<b>80</b>
14	Howard	2	0	2	0	0	0	4
	Randolph	6	5	1	1	0	0	13
	<b>Circuit Total</b>	<b>8</b>	<b>5</b>	<b>3</b>	<b>1</b>	<b>0</b>	<b>0</b>	<b>17</b>
15	Lafayette	1	0	0	0	0	1	2
	Saline	1	0	2	1	0	4	8
	<b>Circuit Total</b>	<b>2</b>	<b>0</b>	<b>2</b>	<b>1</b>	<b>0</b>	<b>5</b>	<b>10</b>
16	Jackson	70	7	35	19	0	24	155
	<b>Circuit Total</b>	<b>70</b>	<b>7</b>	<b>35</b>	<b>19</b>	<b>0</b>	<b>24</b>	<b>155</b>
17	Cass	12	2	4	0	0	3	21
	Johnson	4	2	1	3	0	4	14
	<b>Circuit Total</b>	<b>16</b>	<b>4</b>	<b>5</b>	<b>3</b>	<b>0</b>	<b>7</b>	<b>35</b>
18	Cooper	1	2	0	0	0	0	3
	Pettis	3	0	1	1	0	2	7
	<b>Circuit Total</b>	<b>4</b>	<b>2</b>	<b>1</b>	<b>1</b>	<b>0</b>	<b>2</b>	<b>10</b>
19	Cole	115	102	15	5	0	37	274
	<b>Circuit Total</b>	<b>115</b>	<b>102</b>	<b>15</b>	<b>5</b>	<b>0</b>	<b>37</b>	<b>274</b>
20	Franklin	4	1	14	2	0	6	27
	Gasconade	2	1	0	1	0	0	4
	Osage	2	0	0	1	0	0	3
	<b>Circuit Total</b>	<b>8</b>	<b>2</b>	<b>14</b>	<b>4</b>	<b>0</b>	<b>6</b>	<b>34</b>
21	St. Louis County	169	23	97	69	0	43	401
	<b>Circuit Total</b>	<b>169</b>	<b>23</b>	<b>97</b>	<b>69</b>	<b>0</b>	<b>43</b>	<b>401</b>
22	City of St. Louis	60	0	34	23	2,368	26	2,511
	<b>Circuit Total</b>	<b>60</b>	<b>0</b>	<b>34</b>	<b>23</b>	<b>2,368</b>	<b>26</b>	<b>2,511</b>
23	Jefferson	21	0	4	6	0	9	40
	<b>Circuit Total</b>	<b>21</b>	<b>0</b>	<b>4</b>	<b>6</b>	<b>0</b>	<b>9</b>	<b>40</b>
24	Madison	0	0	0	1	0	0	1
	St. Francois	5	17	9	1	0	2	34
	Ste. Genevieve	1	4	2	0	0	1	8
	Washington	3	17	2	0	0	1	23
	<b>Circuit Total</b>	<b>9</b>	<b>38</b>	<b>13</b>	<b>2</b>	<b>0</b>	<b>4</b>	<b>66</b>

**Table 37**  
**Circuit Court, FY 2012**  
**Extraordinary Remedy Cases Filed by Case Type**

Cir. No.	County	Declaratory Judgment	Habeas Corpus	Injunction	Temporary Restraining Order	Show Cause to Enforce Jury Service	JIS Other	Total Cases Filed
25	Maries	0	0	1	0	0	1	2
	Phelps	3	0	2	1	0	2	8
	Pulaski	4	0	2	1	0	0	7
	Texas	1	24	4	0	0	3	32
	<b>Circuit Total</b>	<b>8</b>	<b>24</b>	<b>9</b>	<b>2</b>	<b>0</b>	<b>6</b>	<b>49</b>
26	Camden	17	0	5	2	0	12	36
	Laclede	4	0	1	0	0	1	6
	Miller	3	0	7	0	0	1	11
	Moniteau	3	3	0	0	0	2	8
	Morgan	4	1	2	2	0	0	9
	<b>Circuit Total</b>	<b>31</b>	<b>4</b>	<b>15</b>	<b>4</b>	<b>0</b>	<b>16</b>	<b>70</b>
27	Bates	1	2	0	0	0	2	5
	Henry	2	3	0	0	0	1	6
	St. Clair	1	0	0	0	0	0	1
	<b>Circuit Total</b>	<b>4</b>	<b>5</b>	<b>0</b>	<b>0</b>	<b>0</b>	<b>3</b>	<b>12</b>
28	Barton	0	0	0	0	0	1	1
	Cedar	2	0	2	1	0	0	5
	Dade	0	0	0	1	0	0	1
	Vernon	1	0	4	0	0	7	12
	<b>Circuit Total</b>	<b>3</b>	<b>0</b>	<b>6</b>	<b>2</b>	<b>0</b>	<b>8</b>	<b>19</b>
29	Jasper	11	1	13	7	0	2	34
	<b>Circuit Total</b>	<b>11</b>	<b>1</b>	<b>13</b>	<b>7</b>	<b>0</b>	<b>2</b>	<b>34</b>
30	Benton	2	0	0	1	0	4	7
	Dallas	1	0	0	0	0	3	4
	Hickory	1	0	0	0	0	1	2
	Polk	3	0	1	1	0	0	5
	Webster	9	0	2	0	0	0	11
	<b>Circuit Total</b>	<b>16</b>	<b>0</b>	<b>3</b>	<b>2</b>	<b>0</b>	<b>8</b>	<b>29</b>
31	Greene	26	4	16	4	0	16	66
	<b>Circuit Total</b>	<b>26</b>	<b>4</b>	<b>16</b>	<b>4</b>	<b>0</b>	<b>16</b>	<b>66</b>
32	Bollinger	1	0	2	0	0	0	3
	Cape Girardeau	9	0	7	0	0	4	20
	Perry	1	0	2	0	0	0	3
	<b>Circuit Total</b>	<b>11</b>	<b>0</b>	<b>11</b>	<b>0</b>	<b>0</b>	<b>4</b>	<b>26</b>
33	Mississippi	3	15	0	0	0	4	22
	Scott	5	0	1	0	0	5	11
	<b>Circuit Total</b>	<b>8</b>	<b>15</b>	<b>1</b>	<b>0</b>	<b>0</b>	<b>9</b>	<b>33</b>
34	New Madrid	4	1	2	0	0	0	7
	Pemiscot	1	0	0	0	0	0	1
	<b>Circuit Total</b>	<b>5</b>	<b>1</b>	<b>2</b>	<b>0</b>	<b>0</b>	<b>0</b>	<b>8</b>
35	Dunklin	2	1	2	0	0	0	5
	Stoddard	4	0	1	0	0	5	10
	<b>Circuit Total</b>	<b>6</b>	<b>1</b>	<b>3</b>	<b>0</b>	<b>0</b>	<b>5</b>	<b>15</b>
36	Butler	6	1	0	0	0	3	10
	Ripley	3	0	0	0	0	7	10
	<b>Circuit Total</b>	<b>9</b>	<b>1</b>	<b>0</b>	<b>0</b>	<b>0</b>	<b>10</b>	<b>20</b>
37	Carter	1	0	1	0	0	0	2
	Howell	6	0	3	0	0	7	16
	Oregon	1	0	0	0	0	2	3
	Shannon	2	0	1	0	0	0	3
	<b>Circuit Total</b>	<b>10</b>	<b>0</b>	<b>5</b>	<b>0</b>	<b>0</b>	<b>9</b>	<b>24</b>
38	Christian	3	3	0	0	0	3	9
	Taney	14	1	6	8	0	1	30
	<b>Circuit Total</b>	<b>17</b>	<b>4</b>	<b>6</b>	<b>8</b>	<b>0</b>	<b>4</b>	<b>39</b>
39	Barry	3	2	3	1	0	1	10
	Lawrence	2	0	1	2	0	1	6
	Stone	4	0	5	5	0	0	14
	<b>Circuit Total</b>	<b>9</b>	<b>2</b>	<b>9</b>	<b>8</b>	<b>0</b>	<b>2</b>	<b>30</b>
40	McDonald	2	0	1	1	0	0	4
	Newton	9	0	1	0	0	2	12
	<b>Circuit Total</b>	<b>11</b>	<b>0</b>	<b>2</b>	<b>1</b>	<b>0</b>	<b>2</b>	<b>16</b>
41	Macon	2	0	0	0	0	0	2
	Shelby	1	0	0	0	0	0	1
	<b>Circuit Total</b>	<b>3</b>	<b>0</b>	<b>0</b>	<b>0</b>	<b>0</b>	<b>0</b>	<b>3</b>
42	Crawford	3	2	2	0	0	1	8
	Dent	2	0	1	0	0	0	3
	Iron	0	0	3	1	0	1	5
	Reynolds	0	0	0	0	0	0	0
	Wayne	5	0	0	1	0	1	7
	<b>Circuit Total</b>	<b>10</b>	<b>2</b>	<b>6</b>	<b>2</b>	<b>0</b>	<b>3</b>	<b>23</b>
43	Caldwell	0	0	0	1	0	0	1
	Clinton	1	1	0	0	0	0	2
	Daviess	1	0	0	1	1	0	3
	DeKalb	3	9	0	0	0	0	12
	Livingston	4	3	0	0	0	1	8
	<b>Circuit Total</b>	<b>9</b>	<b>13</b>	<b>0</b>	<b>2</b>	<b>1</b>	<b>1</b>	<b>26</b>
44	Douglas	0	0	0	0	0	1	1
	Ozark	1	0	1	0	0	0	2
	Wright	4	0	0	1	0	0	5
	<b>Circuit Total</b>	<b>5</b>	<b>0</b>	<b>1</b>	<b>1</b>	<b>0</b>	<b>1</b>	<b>8</b>
45	Lincoln	7	1	4	0	0	1	13
	Pike	2	9	1	0	0	0	12
	<b>Circuit Total</b>	<b>9</b>	<b>10</b>	<b>5</b>	<b>0</b>	<b>0</b>	<b>1</b>	<b>25</b>
<b>STATE TOTAL</b>		<b>836</b>	<b>293</b>	<b>385</b>	<b>201</b>	<b>2,403</b>	<b>312</b>	<b>4,430</b>

Table 38

## Circuit Court, FY 2012

## Miscellaneous Civil Cases - Tax Actions - Filed by Case Type

Cir. No.	County	Deliquent City Tax	Deliquent County Tax	Deliquent Sales Tax	Deliquent State Tax	Personal Property Tax	JIS Tax Actions Other	Subtotal Misc - Civil Tax Cases Filed
1	Clark	0	0	0	0	0	0	0
	Schulyer	0	0	0	0	0	0	0
	Scotland	0	0	0	0	0	0	0
	<b>Circuit Total</b>	<b>0</b>	<b>0</b>	<b>0</b>	<b>0</b>	<b>0</b>	<b>0</b>	<b>0</b>
2	Adair	0	0	0	0	0	0	0
	Knox	0	0	0	0	0	0	0
	Lewis	0	0	0	0	0	0	0
	<b>Circuit Total</b>	<b>0</b>	<b>0</b>	<b>0</b>	<b>0</b>	<b>0</b>	<b>0</b>	<b>0</b>
3	Grundy	0	0	0	0	0	0	0
	Harrison	0	0	0	0	0	0	0
	Mercer	0	0	0	0	0	0	0
	Putnam	0	0	0	0	0	0	0
	<b>Circuit Total</b>	<b>0</b>	<b>0</b>	<b>0</b>	<b>0</b>	<b>0</b>	<b>0</b>	<b>0</b>
4	Atchison	0	0	0	0	0	0	0
	Gentry	0	0	0	0	0	0	0
	Holt	0	0	0	0	0	0	0
	Nodaway	0	0	0	0	0	0	0
	Worth	0	0	0	0	0	0	0
	<b>Circuit Total</b>	<b>0</b>	<b>0</b>	<b>0</b>	<b>0</b>	<b>0</b>	<b>0</b>	<b>0</b>
5	Andrew	0	0	0	0	0	0	0
	Buchanan	0	0	0	0	0	0	0
	<b>Circuit Total</b>	<b>0</b>	<b>0</b>	<b>0</b>	<b>0</b>	<b>0</b>	<b>0</b>	<b>0</b>
6	Platte	1	0	0	0	1	1	3
	<b>Circuit Total</b>	<b>1</b>	<b>0</b>	<b>0</b>	<b>0</b>	<b>1</b>	<b>1</b>	<b>3</b>
7	Clay	3	3	0	0	0	0	6
	<b>Circuit Total</b>	<b>3</b>	<b>3</b>	<b>0</b>	<b>0</b>	<b>0</b>	<b>0</b>	<b>6</b>
8	Carroll	0	0	0	0	0	0	0
	Ray	0	0	0	0	0	0	0
	<b>Circuit Total</b>	<b>0</b>	<b>0</b>	<b>0</b>	<b>0</b>	<b>0</b>	<b>0</b>	<b>0</b>
9	Chariton	0	0	0	0	0	0	0
	Linn	0	0	0	0	0	0	0
	Sullivan	0	0	0	0	0	0	0
	<b>Circuit Total</b>	<b>0</b>	<b>0</b>	<b>0</b>	<b>0</b>	<b>0</b>	<b>0</b>	<b>0</b>
10	Marion	0	0	0	0	0	0	0
	Monroe	0	0	0	0	0	0	0
	Ralls	0	0	0	0	0	0	0
	<b>Circuit Total</b>	<b>0</b>	<b>0</b>	<b>0</b>	<b>0</b>	<b>0</b>	<b>0</b>	<b>0</b>
11	St. Charles	0	0	0	0	0	1	1
	<b>Circuit Total</b>	<b>0</b>	<b>0</b>	<b>0</b>	<b>0</b>	<b>0</b>	<b>1</b>	<b>1</b>
12	Audrain	0	0	0	0	0	0	0
	Montgomery	0	0	0	0	0	0	0
	Warren	0	0	0	0	0	0	0
	<b>Circuit Total</b>	<b>0</b>	<b>0</b>	<b>0</b>	<b>0</b>	<b>0</b>	<b>0</b>	<b>0</b>
13	Boone	0	0	0	0	0	0	0
	Callaway	0	0	0	0	0	0	0
	<b>Circuit Total</b>	<b>0</b>	<b>0</b>	<b>0</b>	<b>0</b>	<b>0</b>	<b>0</b>	<b>0</b>
14	Howard	0	0	0	0	0	0	0
	Randolph	0	0	0	0	0	0	0
	<b>Circuit Total</b>	<b>0</b>	<b>0</b>	<b>0</b>	<b>0</b>	<b>0</b>	<b>0</b>	<b>0</b>
15	Lafayette	0	0	0	0	0	0	0
	Saline	0	0	0	0	0	0	0
	<b>Circuit Total</b>	<b>0</b>	<b>0</b>	<b>0</b>	<b>0</b>	<b>0</b>	<b>0</b>	<b>0</b>
16	Jackson	3	0	0	0	0	7	10
	<b>Circuit Total</b>	<b>3</b>	<b>0</b>	<b>0</b>	<b>0</b>	<b>0</b>	<b>7</b>	<b>10</b>
17	Cass	0	0	0	0	0	0	0
	Johnson	0	0	0	0	0	0	0
	<b>Circuit Total</b>	<b>0</b>	<b>0</b>	<b>0</b>	<b>0</b>	<b>0</b>	<b>0</b>	<b>0</b>
18	Cooper	0	0	0	0	0	0	0
	Pettis	0	0	0	0	0	0	0
	<b>Circuit Total</b>	<b>0</b>	<b>0</b>	<b>0</b>	<b>0</b>	<b>0</b>	<b>0</b>	<b>0</b>
19	Cole	0	0	0	0	0	2	2
	<b>Circuit Total</b>	<b>0</b>	<b>0</b>	<b>0</b>	<b>0</b>	<b>0</b>	<b>2</b>	<b>2</b>
20	Franklin	0	0	0	0	0	0	0
	Gasconade	0	0	0	0	0	0	0
	Osage	0	0	0	0	0	0	0
	<b>Circuit Total</b>	<b>0</b>	<b>0</b>	<b>0</b>	<b>0</b>	<b>0</b>	<b>0</b>	<b>0</b>
21	St. Louis County	0	1	0	0	53	5	59
	<b>Circuit Total</b>	<b>0</b>	<b>1</b>	<b>0</b>	<b>0</b>	<b>53</b>	<b>5</b>	<b>59</b>
22	City of St. Louis	0	0	0	0	0	2	2
	<b>Circuit Total</b>	<b>0</b>	<b>0</b>	<b>0</b>	<b>0</b>	<b>0</b>	<b>2</b>	<b>2</b>
23	Jefferson	0	0	0	0	1	0	1
	<b>Circuit Total</b>	<b>0</b>	<b>0</b>	<b>0</b>	<b>0</b>	<b>1</b>	<b>0</b>	<b>1</b>
24	Madison	0	0	0	0	0	0	0
	St. Francois	0	0	0	0	0	0	0
	Ste. Genevieve	0	0	0	0	0	0	0
	Washington	0	0	0	0	0	0	0
	<b>Circuit Total</b>	<b>0</b>	<b>0</b>	<b>0</b>	<b>0</b>	<b>0</b>	<b>0</b>	<b>0</b>



Table 38

Circuit Court, FY 2012

## Miscellaneous Civil Cases - Tax Actions - Filed by Case Type

Cir. No.	County	Deliquent City Tax	Deliquent County Tax	Deliquent Sales Tax	Deliquent State Tax	Personal Property Tax	Tax Actions Other	Subtotal Misc - Civil Tax Cases Filed
25	Maries	0	0	0	0	0	0	0
	Phelps	0	0	0	0	0	0	0
	Pulaski	0	0	0	0	0	0	0
	Texas	0	0	0	0	0	0	0
	<b>Circuit Total</b>	<b>0</b>	<b>0</b>	<b>0</b>	<b>0</b>	<b>0</b>	<b>0</b>	<b>0</b>
26	Camden	0	0	0	0	0	0	0
	Laclede	0	0	0	0	0	0	0
	Miller	0	0	0	0	0	0	0
	Moniteau	0	0	0	0	0	0	0
	Morgan	0	0	0	0	0	0	0
	<b>Circuit Total</b>	<b>0</b>	<b>0</b>	<b>0</b>	<b>0</b>	<b>0</b>	<b>0</b>	<b>0</b>
27	Bates	0	0	0	0	0	0	0
	Henry	0	0	0	0	0	0	0
	St. Clair	0	0	0	0	0	0	0
	<b>Circuit Total</b>	<b>0</b>	<b>0</b>	<b>0</b>	<b>0</b>	<b>0</b>	<b>0</b>	<b>0</b>
28	Barton	0	0	0	0	0	0	0
	Cedar	0	0	0	0	0	0	0
	Dade	0	0	0	0	0	0	0
	Vernon	0	0	0	0	0	0	0
	<b>Circuit Total</b>	<b>0</b>	<b>0</b>	<b>0</b>	<b>0</b>	<b>0</b>	<b>0</b>	<b>0</b>
29	Jasper	0	0	0	0	0	2	2
	<b>Circuit Total</b>	<b>0</b>	<b>0</b>	<b>0</b>	<b>0</b>	<b>0</b>	<b>2</b>	<b>2</b>
30	Benton	0	0	0	0	0	0	0
	Dallas	0	0	0	0	0	0	0
	Hickory	0	0	0	0	0	0	0
	Polk	0	0	0	0	0	0	0
	Webster	0	0	0	0	0	0	0
	<b>Circuit Total</b>	<b>0</b>	<b>0</b>	<b>0</b>	<b>0</b>	<b>0</b>	<b>0</b>	<b>0</b>
31	Greene	0	0	0	0	0	0	0
	<b>Circuit Total</b>	<b>0</b>	<b>0</b>	<b>0</b>	<b>0</b>	<b>0</b>	<b>0</b>	<b>0</b>
32	Bollinger	0	0	0	0	0	0	0
	Cape Girardeau	0	0	0	0	0	1	1
	Perry	0	0	0	0	0	0	0
	<b>Circuit Total</b>	<b>0</b>	<b>0</b>	<b>0</b>	<b>0</b>	<b>0</b>	<b>1</b>	<b>1</b>
33	Mississippi	0	0	0	0	0	0	0
	Scott	0	0	0	0	0	0	0
	<b>Circuit Total</b>	<b>0</b>	<b>0</b>	<b>0</b>	<b>0</b>	<b>0</b>	<b>0</b>	<b>0</b>
34	New Madrid	0	0	0	0	0	0	0
	Pemiscot	0	0	0	0	1	0	1
	<b>Circuit Total</b>	<b>0</b>	<b>0</b>	<b>0</b>	<b>0</b>	<b>1</b>	<b>0</b>	<b>1</b>
35	Dunklin	0	0	0	0	0	0	0
	Stoddard	0	0	0	0	0	0	0
	<b>Circuit Total</b>	<b>0</b>	<b>0</b>	<b>0</b>	<b>0</b>	<b>0</b>	<b>0</b>	<b>0</b>
36	Butler	0	0	0	0	0	0	0
	Ripley	0	0	0	0	0	0	0
	<b>Circuit Total</b>	<b>0</b>	<b>0</b>	<b>0</b>	<b>0</b>	<b>0</b>	<b>0</b>	<b>0</b>
37	Carter	0	0	0	0	0	0	0
	Howell	0	0	0	0	0	0	0
	Oregon	0	0	0	0	0	0	0
	Shannon	0	0	0	0	0	0	0
	<b>Circuit Total</b>	<b>0</b>	<b>0</b>	<b>0</b>	<b>0</b>	<b>0</b>	<b>0</b>	<b>0</b>
38	Christian	0	0	0	0	0	1	1
	Taney	0	0	0	0	0	1	1
	<b>Circuit Total</b>	<b>0</b>	<b>0</b>	<b>0</b>	<b>0</b>	<b>0</b>	<b>2</b>	<b>2</b>
39	Barry	0	0	0	0	0	0	0
	Lawrence	0	0	0	0	0	1	1
	Stone	0	0	0	0	0	0	0
	<b>Circuit Total</b>	<b>0</b>	<b>0</b>	<b>0</b>	<b>0</b>	<b>0</b>	<b>1</b>	<b>1</b>
40	McDonald	0	0	0	0	0	0	0
	Newton	0	0	0	0	0	2	2
	<b>Circuit Total</b>	<b>0</b>	<b>0</b>	<b>0</b>	<b>0</b>	<b>0</b>	<b>2</b>	<b>2</b>
41	Macon	0	0	0	0	1	0	1
	Shelby	0	0	0	0	0	0	0
	<b>Circuit Total</b>	<b>0</b>	<b>0</b>	<b>0</b>	<b>0</b>	<b>1</b>	<b>0</b>	<b>1</b>
42	Crawford	0	0	0	0	0	0	0
	Dent	0	0	0	0	0	0	0
	Iron	0	0	0	0	0	0	0
	Reynolds	0	0	0	0	0	0	0
	Wayne	0	0	0	0	0	0	0
	<b>Circuit Total</b>	<b>0</b>	<b>0</b>	<b>0</b>	<b>0</b>	<b>0</b>	<b>0</b>	<b>0</b>
43	Caldwell	0	0	0	0	0	1	1
	Clinton	0	0	0	0	0	0	0
	Daviess	0	0	0	0	0	0	0
	DeKalb	0	0	0	0	0	0	0
	Livingston	0	0	0	0	0	0	0
	<b>Circuit Total</b>	<b>0</b>	<b>0</b>	<b>0</b>	<b>0</b>	<b>0</b>	<b>1</b>	<b>1</b>
44	Douglas	0	0	0	0	0	0	0
	Ozark	0	0	0	0	0	0	0
	Wright	0	0	0	0	0	0	0
	<b>Circuit Total</b>	<b>0</b>	<b>0</b>	<b>0</b>	<b>0</b>	<b>0</b>	<b>0</b>	<b>0</b>
45	Lincoln	0	0	0	0	0	0	0
	Pike	0	0	0	0	0	0	0
	<b>Circuit Total</b>	<b>0</b>	<b>0</b>	<b>0</b>	<b>0</b>	<b>0</b>	<b>0</b>	<b>0</b>
	<b>STATE TOTAL</b>	<b>7</b>	<b>4</b>	<b>0</b>	<b>0</b>	<b>57</b>	<b>27</b>	<b>95</b>

**Table 39**  
**Circuit Court, FY 2012**  
**Miscellaneous Civil Cases Filed by Case Type**

Cir. No.	County	CAFA Forfeiture	Common Law Lien Petition	Examination Judgment Debtor	Expunge/Correct Arrest Record	Out of State Witness	Pro Forma	Reg Foreign Judgment-Excl DR	Replevin	Revival of Judgment	Arbitration Filed
1	Clark	0	0	0	0	0	0	1	1	0	0
	Schulyer	0	0	0	0	0	0	0	0	0	0
	Scotland	0	0	0	0	1	0	0	3	0	0
	<b>Circuit Total</b>	<b>0</b>	<b>0</b>	<b>0</b>	<b>0</b>	<b>1</b>	<b>0</b>	<b>1</b>	<b>4</b>	<b>0</b>	<b>0</b>
2	Adair	0	0	0	2	0	0	1	1	0	0
	Knox	0	0	0	0	0	0	1	0	0	0
	Lewis	0	0	0	0	1	0	2	2	0	0
	<b>Circuit Total</b>	<b>0</b>	<b>0</b>	<b>0</b>	<b>2</b>	<b>1</b>	<b>0</b>	<b>4</b>	<b>3</b>	<b>0</b>	<b>0</b>
3	Grundy	3	0	0	0	0	0	3	0	0	0
	Harrison	0	0	0	0	0	0	2	0	0	0
	Mercer	1	0	0	0	0	0	1	0	0	0
	Putnam	0	0	0	0	0	0	1	0	1	0
	<b>Circuit Total</b>	<b>4</b>	<b>0</b>	<b>0</b>	<b>0</b>	<b>0</b>	<b>0</b>	<b>7</b>	<b>0</b>	<b>1</b>	<b>0</b>
4	Atchison	0	0	0	0	0	0	0	1	1	0
	Gentry	0	0	0	0	0	0	1	0	0	0
	Holt	0	0	0	0	0	0	0	1	0	0
	Nodaway	0	0	0	1	0	0	2	1	0	0
	Worth	0	0	0	0	0	0	0	0	0	0
	<b>Circuit Total</b>	<b>0</b>	<b>0</b>	<b>0</b>	<b>1</b>	<b>0</b>	<b>0</b>	<b>3</b>	<b>3</b>	<b>1</b>	<b>0</b>
5	Andrew	0	0	0	0	0	0	2	1	0	0
	Buchanan	8	0	0	0	5	0	48	3	0	0
	<b>Circuit Total</b>	<b>8</b>	<b>0</b>	<b>0</b>	<b>0</b>	<b>5</b>	<b>0</b>	<b>50</b>	<b>4</b>	<b>0</b>	<b>0</b>
6	Platte	5	0	1	3	4	0	22	2	1	0
	<b>Circuit Total</b>	<b>5</b>	<b>0</b>	<b>1</b>	<b>3</b>	<b>4</b>	<b>0</b>	<b>22</b>	<b>2</b>	<b>1</b>	<b>0</b>
7	Clay	3	0	0	0	19	0	77	9	0	0
	<b>Circuit Total</b>	<b>3</b>	<b>0</b>	<b>0</b>	<b>0</b>	<b>19</b>	<b>0</b>	<b>77</b>	<b>9</b>	<b>0</b>	<b>0</b>
8	Carroll	0	0	0	0	0	0	1	1	0	0
	Ray	0	0	0	1	0	0	1	3	0	0
	<b>Circuit Total</b>	<b>0</b>	<b>0</b>	<b>0</b>	<b>1</b>	<b>0</b>	<b>0</b>	<b>2</b>	<b>4</b>	<b>0</b>	<b>0</b>
9	Chariton	1	0	0	0	0	0	0	0	0	0
	Linn	0	0	0	3	0	0	0	0	0	0
	Sullivan	0	0	0	0	0	0	1	1	0	0
	<b>Circuit Total</b>	<b>1</b>	<b>0</b>	<b>0</b>	<b>3</b>	<b>0</b>	<b>0</b>	<b>1</b>	<b>1</b>	<b>0</b>	<b>0</b>
10	Marion	0	0	0	0	1	0	1	0	0	0
	Monroe	0	0	0	0	0	0	1	2	0	0
	Ralls	0	0	0	0	1	0	0	0	0	0
	<b>Circuit Total</b>	<b>0</b>	<b>0</b>	<b>0</b>	<b>0</b>	<b>2</b>	<b>0</b>	<b>2</b>	<b>2</b>	<b>0</b>	<b>0</b>
11	St. Charles	31	0	0	5	8	0	18	15	0	0
	<b>Circuit Total</b>	<b>31</b>	<b>0</b>	<b>0</b>	<b>5</b>	<b>8</b>	<b>0</b>	<b>18</b>	<b>15</b>	<b>0</b>	<b>0</b>
12	Audrain	9	0	0	1	1	1	4	2	0	0
	Montgomery	2	0	0	0	0	0	1	2	0	0
	Warren	5	0	0	1	2	0	3	1	0	0
	<b>Circuit Total</b>	<b>16</b>	<b>0</b>	<b>0</b>	<b>2</b>	<b>3</b>	<b>1</b>	<b>8</b>	<b>5</b>	<b>0</b>	<b>0</b>
13	Boone	3	0	0	2	1	1	5	2	0	0
	Callaway	0	0	0	0	0	0	3	3	0	0
	<b>Circuit Total</b>	<b>3</b>	<b>0</b>	<b>0</b>	<b>2</b>	<b>1</b>	<b>1</b>	<b>8</b>	<b>5</b>	<b>0</b>	<b>0</b>
14	Howard	0	0	0	0	0	0	1	2	1	0
	Randolph	15	0	0	1	0	0	0	2	0	0
	<b>Circuit Total</b>	<b>15</b>	<b>0</b>	<b>0</b>	<b>1</b>	<b>0</b>	<b>0</b>	<b>1</b>	<b>4</b>	<b>1</b>	<b>0</b>
15	Lafayette	3	0	1	1	0	0	5	4	0	0
	Saline	2	0	0	0	0	0	0	2	0	1
	<b>Circuit Total</b>	<b>5</b>	<b>0</b>	<b>1</b>	<b>1</b>	<b>0</b>	<b>0</b>	<b>5</b>	<b>6</b>	<b>0</b>	<b>1</b>
16	Jackson	51	0	0	0	69	2	116	85	0	0
	<b>Circuit Total</b>	<b>51</b>	<b>0</b>	<b>0</b>	<b>0</b>	<b>69</b>	<b>2</b>	<b>116</b>	<b>85</b>	<b>0</b>	<b>0</b>
17	Cass	3	0	0	3	3	0	16	6	0	0
	Johnson	0	0	0	2	0	0	7	2	0	0
	<b>Circuit Total</b>	<b>3</b>	<b>0</b>	<b>0</b>	<b>5</b>	<b>3</b>	<b>0</b>	<b>23</b>	<b>8</b>	<b>0</b>	<b>0</b>
18	Cooper	2	0	0	0	2	0	0	1	0	0
	Pettis	6	0	0	0	0	1	0	1	0	0
	<b>Circuit Total</b>	<b>8</b>	<b>0</b>	<b>0</b>	<b>0</b>	<b>2</b>	<b>1</b>	<b>0</b>	<b>2</b>	<b>0</b>	<b>0</b>
19	Cole	24	0	0	5	2	1	9	0	0	0
	<b>Circuit Total</b>	<b>24</b>	<b>0</b>	<b>0</b>	<b>5</b>	<b>2</b>	<b>1</b>	<b>9</b>	<b>0</b>	<b>0</b>	<b>0</b>
20	Franklin	12	0	0	1	1	0	1	13	1	0
	Gasconade	0	0	0	0	0	1	0	2	0	0
	Osage	0	0	0	0	0	0	0	0	0	0
	<b>Circuit Total</b>	<b>12</b>	<b>0</b>	<b>0</b>	<b>1</b>	<b>1</b>	<b>1</b>	<b>1</b>	<b>15</b>	<b>1</b>	<b>0</b>
21	St. Louis County	112	0	1	155	1	1	74	29	0	0
	<b>Circuit Total</b>	<b>112</b>	<b>0</b>	<b>1</b>	<b>155</b>	<b>1</b>	<b>1</b>	<b>74</b>	<b>29</b>	<b>0</b>	<b>0</b>
22	City of St. Louis	0	0	0	107	137	8	20	8	0	1
	<b>Circuit Total</b>	<b>0</b>	<b>0</b>	<b>0</b>	<b>107</b>	<b>137</b>	<b>8</b>	<b>20</b>	<b>8</b>	<b>0</b>	<b>1</b>
23	Jefferson	23	0	0	52	2	0	6	22	0	0
	<b>Circuit Total</b>	<b>23</b>	<b>0</b>	<b>0</b>	<b>52</b>	<b>2</b>	<b>0</b>	<b>6</b>	<b>22</b>	<b>0</b>	<b>0</b>
24	Madison	0	0	0	0	0	0	1	1	0	0
	St. Francois	8	0	0	3	2	0	0	10	0	0
	Ste. Genevieve	4	0	0	1	0	0	0	0	0	0
	Washington	0	0	0	0	0	0	4	24	0	0
	<b>Circuit Total</b>	<b>12</b>	<b>0</b>	<b>0</b>	<b>4</b>	<b>2</b>	<b>0</b>	<b>5</b>	<b>35</b>	<b>0</b>	<b>0</b>

**Table 39**  
**Circuit Court, FY 2012**  
**Miscellaneous Civil Cases Filed by Case Type**

Cir No.	County	Small Claims Certified to Circuit	Small Claims Trial De Novo	Supreme Ct. Rules 24.035 & 29.15	Trial de Novo	Will Contest	Action Agst Garnishee	Contempt	Establishment Charters	JIS Other	Total Cases Filed
1	Clark	0	1	3	2	0	0	1	0	3	12
	Schulyer	0	2	0	0	0	0	0	0	4	6
	Scotland	0	0	2	1	0	0	0	0	2	9
	<b>Circuit Total</b>	<b>0</b>	<b>3</b>	<b>5</b>	<b>3</b>	<b>0</b>	<b>0</b>	<b>1</b>	<b>0</b>	<b>9</b>	<b>27</b>
2	Adair	0	3	6	0	0	0	0	0	4	17
	Knox	0	1	0	0	0	0	0	0	0	2
	Lewis	0	0	1	1	0	0	1	0	2	10
	<b>Circuit Total</b>	<b>0</b>	<b>4</b>	<b>7</b>	<b>1</b>	<b>0</b>	<b>0</b>	<b>1</b>	<b>0</b>	<b>6</b>	<b>29</b>
3	Grundy	0	0	3	1	0	0	1	0	4	15
	Harrison	0	0	3	0	0	0	0	0	4	9
	Mercer	0	0	1	0	0	0	0	0	1	4
	Putnam	0	1	0	0	1	0	0	0	1	5
	<b>Circuit Total</b>	<b>0</b>	<b>1</b>	<b>7</b>	<b>1</b>	<b>1</b>	<b>0</b>	<b>1</b>	<b>0</b>	<b>10</b>	<b>33</b>
4	Atchison	0	0	1	0	0	0	0	0	4	7
	Gentry	0	3	0	0	0	0	0	0	1	5
	Holt	0	0	0	0	0	0	0	0	2	3
	Nodaway	0	3	4	1	0	0	0	0	0	12
	Worth	0	0	0	0	0	0	0	0	0	0
	<b>Circuit Total</b>	<b>0</b>	<b>6</b>	<b>5</b>	<b>1</b>	<b>0</b>	<b>0</b>	<b>0</b>	<b>0</b>	<b>7</b>	<b>27</b>
5	Andrew	0	3	2	1	0	0	0	0	7	16
	Buchanan	0	9	26	7	3	1	0	0	24	134
	<b>Circuit Total</b>	<b>0</b>	<b>12</b>	<b>28</b>	<b>8</b>	<b>3</b>	<b>1</b>	<b>0</b>	<b>0</b>	<b>31</b>	<b>150</b>
6	Platte	0	4	16	13	0	0	1	0	14	89
	<b>Circuit Total</b>	<b>0</b>	<b>4</b>	<b>16</b>	<b>13</b>	<b>0</b>	<b>0</b>	<b>1</b>	<b>0</b>	<b>14</b>	<b>89</b>
7	Clay	0	9	31	22	0	279	1	0	45	501
	<b>Circuit Total</b>	<b>0</b>	<b>9</b>	<b>31</b>	<b>22</b>	<b>0</b>	<b>279</b>	<b>1</b>	<b>0</b>	<b>45</b>	<b>501</b>
8	Carroll	0	1	1	0	0	0	0	0	17	21
	Ray	0	0	7	0	0	0	0	0	9	21
	<b>Circuit Total</b>	<b>0</b>	<b>1</b>	<b>8</b>	<b>0</b>	<b>0</b>	<b>0</b>	<b>0</b>	<b>0</b>	<b>26</b>	<b>42</b>
9	Chariton	0	1	0	0	0	0	0	0	3	5
	Linn	0	0	2	0	0	0	0	0	3	8
	Sullivan	0	0	2	0	0	0	0	0	3	7
	<b>Circuit Total</b>	<b>0</b>	<b>1</b>	<b>4</b>	<b>0</b>	<b>0</b>	<b>0</b>	<b>0</b>	<b>0</b>	<b>9</b>	<b>20</b>
10	Marion	0	2	5	0	0	0	2	0	7	18
	Monroe	0	0	2	0	0	0	0	0	1	6
	Ralls	0	0	0	0	0	0	0	0	0	1
	<b>Circuit Total</b>	<b>0</b>	<b>2</b>	<b>7</b>	<b>0</b>	<b>0</b>	<b>0</b>	<b>2</b>	<b>0</b>	<b>8</b>	<b>25</b>
11	St. Charles	3	38	43	6	1	0	0	0	64	233
	<b>Circuit Total</b>	<b>3</b>	<b>38</b>	<b>43</b>	<b>6</b>	<b>1</b>	<b>0</b>	<b>0</b>	<b>0</b>	<b>64</b>	<b>233</b>
12	Audrain	0	2	6	0	0	0	0	0	8	34
	Montgomery	0	0	5	1	0	0	0	0	3	14
	Warren	0	2	11	0	0	0	0	0	7	32
	<b>Circuit Total</b>	<b>0</b>	<b>4</b>	<b>22</b>	<b>1</b>	<b>0</b>	<b>0</b>	<b>0</b>	<b>0</b>	<b>18</b>	<b>80</b>
13	Boone	0	14	32	6	0	0	0	0	68	134
	Callaway	0	5	7	1	0	0	0	0	16	35
	<b>Circuit Total</b>	<b>0</b>	<b>19</b>	<b>39</b>	<b>7</b>	<b>0</b>	<b>0</b>	<b>0</b>	<b>0</b>	<b>84</b>	<b>169</b>
14	Howard	0	1	1	1	0	0	0	0	3	10
	Randolph	0	4	8	1	0	0	0	0	15	46
	<b>Circuit Total</b>	<b>0</b>	<b>5</b>	<b>9</b>	<b>2</b>	<b>0</b>	<b>0</b>	<b>0</b>	<b>0</b>	<b>18</b>	<b>56</b>
15	Lafayette	0	3	19	1	0	0	0	0	8	45
	Saline	0	0	8	3	0	0	0	0	3	19
	<b>Circuit Total</b>	<b>0</b>	<b>3</b>	<b>27</b>	<b>4</b>	<b>0</b>	<b>0</b>	<b>0</b>	<b>0</b>	<b>11</b>	<b>64</b>
16	Jackson	0	47	130	64	3	0	0	0	202	779
	<b>Circuit Total</b>	<b>0</b>	<b>47</b>	<b>130</b>	<b>64</b>	<b>3</b>	<b>0</b>	<b>0</b>	<b>0</b>	<b>202</b>	<b>779</b>
17	Cass	0	8	15	6	2	0	0	0	18	80
	Johnson	0	3	3	5	1	0	0	0	12	35
	<b>Circuit Total</b>	<b>0</b>	<b>11</b>	<b>18</b>	<b>11</b>	<b>3</b>	<b>0</b>	<b>0</b>	<b>0</b>	<b>30</b>	<b>115</b>
18	Cooper	0	1	1	0	0	0	0	0	7	14
	Pettis	0	3	4	5	1	0	0	0	12	33
	<b>Circuit Total</b>	<b>0</b>	<b>4</b>	<b>5</b>	<b>5</b>	<b>1</b>	<b>0</b>	<b>0</b>	<b>0</b>	<b>19</b>	<b>47</b>
19	Cole	0	3	7	3	0	2	0	0	162	220
	<b>Circuit Total</b>	<b>0</b>	<b>3</b>	<b>7</b>	<b>3</b>	<b>0</b>	<b>2</b>	<b>0</b>	<b>0</b>	<b>162</b>	<b>220</b>
20	Franklin	0	9	5	3	0	0	1	0	21	68
	Gasconade	0	0	0	0	0	0	0	0	4	7
	Osage	0	2	0	0	0	0	0	0	4	6
	<b>Circuit Total</b>	<b>0</b>	<b>11</b>	<b>5</b>	<b>3</b>	<b>0</b>	<b>0</b>	<b>1</b>	<b>0</b>	<b>29</b>	<b>81</b>
21	St. Louis County	12	137	104	56	11	0	0	0	436	1,188
	<b>Circuit Total</b>	<b>12</b>	<b>137</b>	<b>104</b>	<b>56</b>	<b>11</b>	<b>0</b>	<b>0</b>	<b>0</b>	<b>436</b>	<b>1,188</b>
22	City of St. Louis	0	52	198	63	0	3	1	0	99	699
	<b>Circuit Total</b>	<b>0</b>	<b>52</b>	<b>198</b>	<b>63</b>	<b>0</b>	<b>3</b>	<b>1</b>	<b>0</b>	<b>99</b>	<b>699</b>
23	Jefferson	0	16	25	12	0	1	0	0	58	218
	<b>Circuit Total</b>	<b>0</b>	<b>16</b>	<b>25</b>	<b>12</b>	<b>0</b>	<b>1</b>	<b>0</b>	<b>0</b>	<b>58</b>	<b>218</b>
24	Madison	0	1	0	2	0	0	0	0	4	9
	St. Francois	0	7	28	1	0	0	0	0	18	77
	Ste. Genevieve	0	1	7	2	0	0	0	0	10	25
	Washington	0	4	2	2	0	0	0	0	8	44
	<b>Circuit Total</b>	<b>0</b>	<b>13</b>	<b>37</b>	<b>7</b>	<b>0</b>	<b>0</b>	<b>0</b>	<b>0</b>	<b>40</b>	<b>155</b>

**Table 39**  
**Circuit Court, FY 2012**  
**Miscellaneous Civil Cases Filed by Case Type**

Cir. No.	County	CAFA Forfeiture	Common Law Lien Petition	Examination Judgment Debtor	Expunge/Correct Arrest Record	Out of State Witness	Pro Forma	Reg Foreign Judgment-Excl DR	Replevin	Judgment	Arbitration Filed
25	Maries	0	0	0	0	0	0	0	0	0	0
	Phelps	0	0	0	2	0	1	3	0	0	0
	Pulaski	1	0	0	0	1	1	3	4	0	0
	Texas	0	0	0	1	0	0	1	3	0	0
	<b>Circuit Total</b>	<b>1</b>	<b>0</b>	<b>0</b>	<b>3</b>	<b>1</b>	<b>2</b>	<b>7</b>	<b>7</b>	<b>0</b>	<b>0</b>
26	Camden	12	0	0	2	1	0	3	6	0	0
	Laclede	1	0	0	0	1	0	1	1	0	0
	Miller	0	0	0	0	0	0	2	3	0	0
	Moniteau	3	0	0	0	0	0	1	1	0	0
	Morgan	2	0	0	0	0	0	8	3	0	0
	<b>Circuit Total</b>	<b>18</b>	<b>0</b>	<b>0</b>	<b>2</b>	<b>2</b>	<b>0</b>	<b>15</b>	<b>14</b>	<b>0</b>	<b>0</b>
27	Bates	0	0	0	0	0	0	2	2	0	0
	Henry	2	0	0	0	0	0	3	2	0	0
	St. Clair	4	0	0	0	0	0	1	1	0	0
	<b>Circuit Total</b>	<b>6</b>	<b>0</b>	<b>0</b>	<b>0</b>	<b>0</b>	<b>0</b>	<b>6</b>	<b>5</b>	<b>0</b>	<b>0</b>
28	Barton	0	0	0	1	0	0	1	2	0	0
	Cedar	0	0	0	0	0	0	0	1	0	0
	Dade	1	0	0	0	0	0	1	0	0	0
	Vernon	0	0	0	0	0	0	0	2	0	0
	<b>Circuit Total</b>	<b>1</b>	<b>0</b>	<b>0</b>	<b>1</b>	<b>0</b>	<b>0</b>	<b>2</b>	<b>5</b>	<b>0</b>	<b>0</b>
29	Jasper	14	0	0	2	6	1	15	9	0	0
	<b>Circuit Total</b>	<b>14</b>	<b>0</b>	<b>0</b>	<b>2</b>	<b>6</b>	<b>1</b>	<b>15</b>	<b>9</b>	<b>0</b>	<b>0</b>
30	Benton	0	0	0	0	0	0	3	0	0	0
	Dallas	1	0	0	0	0	0	2	1	0	0
	Hickory	0	0	0	0	1	0	2	1	0	0
	Polk	2	0	0	0	0	0	1	1	0	0
	Webster	0	0	0	0	0	0	4	2	0	0
	<b>Circuit Total</b>	<b>3</b>	<b>0</b>	<b>0</b>	<b>0</b>	<b>1</b>	<b>0</b>	<b>12</b>	<b>5</b>	<b>0</b>	<b>0</b>
31	Greene	23	0	0	2	0	0	71	6	0	1
	<b>Circuit Total</b>	<b>23</b>	<b>0</b>	<b>0</b>	<b>2</b>	<b>0</b>	<b>0</b>	<b>71</b>	<b>6</b>	<b>0</b>	<b>1</b>
32	Bollinger	0	0	0	0	0	0	2	0	0	0
	Cape Girardeau	3	0	0	1	5	0	3	1	0	0
	Perry	0	0	0	0	0	0	1	1	0	0
	<b>Circuit Total</b>	<b>3</b>	<b>0</b>	<b>0</b>	<b>1</b>	<b>5</b>	<b>0</b>	<b>6</b>	<b>2</b>	<b>0</b>	<b>0</b>
33	Mississippi	1	0	0	0	3	0	0	1	0	0
	Scott	10	0	0	1	0	0	3	3	0	0
	<b>Circuit Total</b>	<b>11</b>	<b>0</b>	<b>0</b>	<b>1</b>	<b>3</b>	<b>0</b>	<b>3</b>	<b>4</b>	<b>0</b>	<b>0</b>
34	New Madrid	1	0	0	0	0	0	2	1	0	0
	Pemiscot	2	0	0	0	0	0	2	1	0	0
	<b>Circuit Total</b>	<b>3</b>	<b>0</b>	<b>0</b>	<b>0</b>	<b>0</b>	<b>0</b>	<b>4</b>	<b>2</b>	<b>0</b>	<b>0</b>
35	Dunklin	0	0	0	2	1	0	8	2	0	0
	Stoddard	0	0	0	0	0	0	0	1	0	0
	<b>Circuit Total</b>	<b>0</b>	<b>0</b>	<b>0</b>	<b>2</b>	<b>1</b>	<b>0</b>	<b>8</b>	<b>3</b>	<b>0</b>	<b>0</b>
36	Butler	0	0	0	1	0	0	0	7	0	0
	Ripley	3	0	0	0	0	0	0	2	0	0
	<b>Circuit Total</b>	<b>3</b>	<b>0</b>	<b>0</b>	<b>1</b>	<b>0</b>	<b>0</b>	<b>0</b>	<b>9</b>	<b>0</b>	<b>0</b>
37	Carter	1	0	0	0	0	0	0	2	0	0
	Howell	4	0	0	0	2	0	2	12	0	0
	Oregon	0	0	0	0	0	0	1	1	0	0
	Shannon	0	0	0	0	0	0	0	0	0	0
	<b>Circuit Total</b>	<b>5</b>	<b>0</b>	<b>0</b>	<b>0</b>	<b>2</b>	<b>0</b>	<b>3</b>	<b>15</b>	<b>0</b>	<b>0</b>
38	Christian	12	0	0	0	1	0	18	3	0	0
	Taney	14	0	0	5	4	0	0	4	0	0
	<b>Circuit Total</b>	<b>26</b>	<b>0</b>	<b>0</b>	<b>5</b>	<b>5</b>	<b>0</b>	<b>18</b>	<b>7</b>	<b>0</b>	<b>0</b>
39	Barry	9	0	0	2	0	1	8	2	0	0
	Lawrence	2	0	0	0	1	0	4	3	0	0
	Stone	2	0	0	1	1	0	15	6	0	0
	<b>Circuit Total</b>	<b>13</b>	<b>0</b>	<b>0</b>	<b>3</b>	<b>2</b>	<b>1</b>	<b>27</b>	<b>11</b>	<b>0</b>	<b>0</b>
40	McDonald	4	0	0	3	1	0	2	2	0	0
	Newton	8	0	0	0	2	1	5	5	0	0
	<b>Circuit Total</b>	<b>12</b>	<b>0</b>	<b>0</b>	<b>3</b>	<b>3</b>	<b>1</b>	<b>7</b>	<b>7</b>	<b>0</b>	<b>0</b>
41	Macon	0	0	0	0	0	0	0	0	0	0
	Shelby	0	0	0	0	0	0	1	0	0	0
	<b>Circuit Total</b>	<b>0</b>	<b>0</b>	<b>0</b>	<b>0</b>	<b>0</b>	<b>0</b>	<b>1</b>	<b>0</b>	<b>0</b>	<b>0</b>
42	Crawford	2	0	0	2	0	0	0	2	0	0
	Dent	0	0	0	1	0	0	0	1	0	0
	Iron	0	0	0	0	0	0	1	0	0	0
	Reynolds	2	0	0	2	0	0	0	0	0	0
	Wayne	0	0	0	0	0	0	2	2	0	0
	<b>Circuit Total</b>	<b>4</b>	<b>0</b>	<b>0</b>	<b>5</b>	<b>0</b>	<b>0</b>	<b>3</b>	<b>5</b>	<b>0</b>	<b>0</b>
43	Caldwell	0	0	0	1	4	1	0	2	0	0
	Clinton	0	0	0	0	0	0	2	0	0	0
	Daviess	0	0	0	0	0	0	1	0	0	0
	DeKalb	0	0	0	0	0	0	1	1	0	0
	Livingston	1	0	0	0	0	0	2	0	0	0
	<b>Circuit Total</b>	<b>1</b>	<b>0</b>	<b>0</b>	<b>1</b>	<b>4</b>	<b>1</b>	<b>6</b>	<b>3</b>	<b>0</b>	<b>0</b>
44	Douglas	2	0	0	1	0	0	2	2	0	0
	Ozark	0	0	0	0	0	0	1	1	0	0
	Wright	1	0	0	1	0	0	1	3	0	0
	<b>Circuit Total</b>	<b>3</b>	<b>0</b>	<b>0</b>	<b>2</b>	<b>0</b>	<b>0</b>	<b>4</b>	<b>6</b>	<b>0</b>	<b>0</b>
45	Lincoln	2	0	0	2	0	0	1	6	0	0
	Pike	2	0	0	0	0	0	4	3	0	0
	<b>Circuit Total</b>	<b>4</b>	<b>0</b>	<b>0</b>	<b>2</b>	<b>0</b>	<b>0</b>	<b>5</b>	<b>9</b>	<b>0</b>	<b>0</b>
<b>STATE TOTAL</b>		<b>490</b>	<b>0</b>	<b>3</b>	<b>386</b>	<b>298</b>	<b>22</b>	<b>686</b>	<b>405</b>	<b>5</b>	<b>3</b>

**Table 39**  
**Circuit Court, FY 2012**  
**Miscellaneous Civil Cases Filed by Case Type**

Cir No.	County	Small Claims Certified to Circuit	Small Claims Trial De Novo	Supreme Ct. Rules 24.035 & 29.15	Trial de Novo	Will Contest	Action Agst Garnishee	Contempt	Establishment Charters	JIS Other	Total Cases Filed
25	Maries	0	1	1	1	0	0	0	0	0	3
	Phelps	0	2	4	2	0	0	0	0	17	31
	Pulaski	1	8	5	3	0	0	0	0	6	33
	Texas	0	3	4	1	0	0	0	0	0	13
	<b>Circuit Total</b>	<b>1</b>	<b>14</b>	<b>14</b>	<b>7</b>	<b>0</b>	<b>0</b>	<b>0</b>	<b>0</b>	<b>23</b>	<b>80</b>
26	Camden	0	1	0	1	0	0	0	0	26	52
	Laclede	0	0	6	5	0	0	0	0	9	24
	Miller	0	0	3	1	0	0	0	0	8	17
	Moniteau	0	0	0	1	0	0	0	0	0	6
	Morgan	0	1	2	2	0	0	0	0	3	21
	<b>Circuit Total</b>	<b>0</b>	<b>2</b>	<b>11</b>	<b>10</b>	<b>0</b>	<b>0</b>	<b>0</b>	<b>0</b>	<b>46</b>	<b>120</b>
27	Bates	0	1	2	0	0	0	0	0	10	17
	Henry	0	3	4	2	0	0	2	0	10	28
	St. Clair	0	1	1	0	0	0	0	0	1	9
	<b>Circuit Total</b>	<b>0</b>	<b>5</b>	<b>7</b>	<b>2</b>	<b>0</b>	<b>0</b>	<b>2</b>	<b>0</b>	<b>21</b>	<b>54</b>
28	Barton	0	1	0	0	0	0	0	0	6	11
	Cedar	0	3	1	0	0	0	0	0	3	8
	Dade	0	0	0	0	0	0	0	0	4	6
	Vernon	0	3	3	4	0	0	0	0	3	15
	<b>Circuit Total</b>	<b>0</b>	<b>7</b>	<b>4</b>	<b>4</b>	<b>0</b>	<b>0</b>	<b>0</b>	<b>0</b>	<b>16</b>	<b>40</b>
29	Jasper	0	1	11	21	0	0	0	0	28	110
	<b>Circuit Total</b>	<b>0</b>	<b>1</b>	<b>11</b>	<b>21</b>	<b>0</b>	<b>0</b>	<b>0</b>	<b>0</b>	<b>28</b>	<b>110</b>
30	Benton	0	4	1	0	0	0	0	0	2	10
	Dallas	0	0	0	0	0	0	0	0	7	11
	Hickory	0	0	1	0	0	0	0	0	1	6
	Polk	0	1	3	0	1	0	0	0	5	14
	Webster	0	0	1	1	0	0	0	0	5	13
	<b>Circuit Total</b>	<b>0</b>	<b>5</b>	<b>6</b>	<b>1</b>	<b>1</b>	<b>0</b>	<b>0</b>	<b>0</b>	<b>20</b>	<b>54</b>
31	Greene	0	37	48	9	0	0	0	0	83	280
	<b>Circuit Total</b>	<b>0</b>	<b>37</b>	<b>48</b>	<b>9</b>	<b>0</b>	<b>0</b>	<b>0</b>	<b>0</b>	<b>83</b>	<b>280</b>
32	Bollinger	0	0	0	1	0	0	0	0	2	5
	Cape Girardeau	0	12	11	4	1	0	2	0	22	66
	Perry	0	0	2	0	0	0	0	0	3	7
	<b>Circuit Total</b>	<b>0</b>	<b>12</b>	<b>13</b>	<b>5</b>	<b>1</b>	<b>0</b>	<b>2</b>	<b>0</b>	<b>27</b>	<b>78</b>
33	Mississippi	0	3	2	0	0	0	0	0	5	15
	Scott	0	8	7	1	0	0	0	0	13	46
	<b>Circuit Total</b>	<b>0</b>	<b>11</b>	<b>9</b>	<b>1</b>	<b>0</b>	<b>0</b>	<b>0</b>	<b>0</b>	<b>18</b>	<b>61</b>
34	New Madrid	0	1	6	3	0	0	0	0	10	24
	Pemiscot	0	5	6	2	0	0	0	0	14	33
	<b>Circuit Total</b>	<b>0</b>	<b>6</b>	<b>12</b>	<b>5</b>	<b>0</b>	<b>0</b>	<b>0</b>	<b>0</b>	<b>24</b>	<b>57</b>
35	Dunklin	0	2	19	2	0	0	0	0	3	39
	Stoddard	0	1	3	1	0	0	0	0	24	30
	<b>Circuit Total</b>	<b>0</b>	<b>3</b>	<b>22</b>	<b>3</b>	<b>0</b>	<b>0</b>	<b>0</b>	<b>0</b>	<b>27</b>	<b>69</b>
36	Butler	0	6	3	8	0	0	0	0	26	51
	Ripley	0	1	0	0	0	0	2	0	1	9
	<b>Circuit Total</b>	<b>0</b>	<b>7</b>	<b>3</b>	<b>8</b>	<b>0</b>	<b>0</b>	<b>2</b>	<b>0</b>	<b>27</b>	<b>60</b>
37	Carter	0	0	0	0	0	0	0	0	4	7
	Howell	2	3	2	0	1	0	0	0	7	35
	Oregon	0	1	1	0	0	0	0	0	2	6
	Shannon	0	0	0	0	0	0	0	0	1	1
	<b>Circuit Total</b>	<b>2</b>	<b>4</b>	<b>3</b>	<b>0</b>	<b>1</b>	<b>0</b>	<b>0</b>	<b>0</b>	<b>14</b>	<b>49</b>
38	Christian	0	2	11	8	0	0	0	0	15	71
	Taney	0	9	6	0	0	0	1	0	34	78
	<b>Circuit Total</b>	<b>0</b>	<b>11</b>	<b>17</b>	<b>8</b>	<b>0</b>	<b>0</b>	<b>1</b>	<b>0</b>	<b>49</b>	<b>149</b>
39	Barry	0	0	2	0	0	0	0	0	5	29
	Lawrence	0	0	0	7	0	0	0	0	5	23
	Stone	0	1	2	4	0	0	0	0	6	38
	<b>Circuit Total</b>	<b>0</b>	<b>1</b>	<b>4</b>	<b>11</b>	<b>0</b>	<b>0</b>	<b>0</b>	<b>0</b>	<b>16</b>	<b>90</b>
40	McDonald	0	2	3	1	0	0	0	0	15	33
	Newton	0	7	5	3	0	0	1	0	18	57
	<b>Circuit Total</b>	<b>0</b>	<b>9</b>	<b>8</b>	<b>4</b>	<b>0</b>	<b>0</b>	<b>1</b>	<b>0</b>	<b>33</b>	<b>90</b>
41	Macon	0	0	1	0	0	0	0	0	2	4
	Shelby	0	0	0	1	0	0	0	0	0	2
	<b>Circuit Total</b>	<b>0</b>	<b>0</b>	<b>1</b>	<b>1</b>	<b>0</b>	<b>0</b>	<b>0</b>	<b>0</b>	<b>2</b>	<b>6</b>
42	Crawford	0	2	4	0	0	0	0	0	17	29
	Dent	0	0	8	1	0	0	0	0	6	17
	Iron	0	0	2	1	0	0	0	0	0	4
	Reynolds	0	0	0	0	0	0	0	0	0	4
	Wayne	0	4	1	1	0	0	3	0	4	17
	<b>Circuit Total</b>	<b>0</b>	<b>6</b>	<b>15</b>	<b>3</b>	<b>0</b>	<b>0</b>	<b>3</b>	<b>0</b>	<b>27</b>	<b>71</b>
43	Caldwell	0	0	4	0	0	0	0	0	2	15
	Clinton	0	0	2	2	0	0	0	0	7	13
	Daviess	0	2	4	0	0	0	0	0	2	9
	DeKalb	0	2	8	0	0	0	0	0	1	13
	Livingston	0	0	6	0	0	0	0	0	6	15
	<b>Circuit Total</b>	<b>0</b>	<b>4</b>	<b>24</b>	<b>2</b>	<b>0</b>	<b>0</b>	<b>0</b>	<b>0</b>	<b>18</b>	<b>65</b>
44	Douglas	0	4	2	0	0	0	0	0	3	16
	Ozark	0	3	0	0	0	0	0	0	28	33
	Wright	0	0	1	0	1	0	0	0	7	15
	<b>Circuit Total</b>	<b>0</b>	<b>7</b>	<b>3</b>	<b>0</b>	<b>1</b>	<b>0</b>	<b>0</b>	<b>0</b>	<b>38</b>	<b>64</b>
45	Lincoln	0	4	9	7	1	0	0	0	21	53
	Pike	0	0	4	0	0	0	0	0	17	30
	<b>Circuit Total</b>	<b>0</b>	<b>4</b>	<b>13</b>	<b>7</b>	<b>1</b>	<b>0</b>	<b>0</b>	<b>0</b>	<b>38</b>	<b>83</b>
<b>STATE TOTAL</b>		<b>18</b>	<b>562</b>	<b>1,035</b>	<b>405</b>	<b>28</b>	<b>286</b>	<b>20</b>	<b>0</b>	<b>2,030</b>	<b>6,777</b>

**Table 40**  
**Associate and Circuit Court, FY 2012**  
**Criminal Cases Filed by Case Type**

Cir. No.	County	Circuit Felony	Assoc Felony	Circuit Misd	Assoc Misd	Conservation	Watercraft	Civil Infraction	Circuit Traffic	Assoc Traffic	Ordinance	Municipal Cert./ TDN	Totals
1	Clark	77	79	0	695	5	0	1	5	26	52	1	941
	Schulyer	13	21	1	157	40	0	0	1	224	277	0	734
	Scotland	45	59	1	172	17	0	0	3	204	43	0	544
	<b>Circuit Total</b>	<b>135</b>	<b>159</b>	<b>2</b>	<b>1,024</b>	<b>62</b>	<b>0</b>	<b>1</b>	<b>9</b>	<b>454</b>	<b>372</b>	<b>1</b>	<b>2,219</b>
2	Adair	289	330	86	447	0	0	5	5	467	0	44	1,673
	Knox	22	35	3	106	7	0	8	0	91	10	0	282
	Lewis	81	122	12	403	10	0	1	8	554	8	0	1,199
	<b>Circuit Total</b>	<b>392</b>	<b>487</b>	<b>101</b>	<b>956</b>	<b>17</b>	<b>0</b>	<b>14</b>	<b>13</b>	<b>1,112</b>	<b>18</b>	<b>44</b>	<b>3,154</b>
3	Grundy	90	138	15	154	7	0	13	15	339	0	0	771
	Harrison	96	161	18	321	8	0	37	16	937	0	0	1,594
	Mercer	24	34	13	165	10	0	2	2	254	0	0	504
	Putnam	47	67	10	223	23	0	55	1	169	167	0	762
	<b>Circuit Total</b>	<b>257</b>	<b>400</b>	<b>56</b>	<b>863</b>	<b>48</b>	<b>0</b>	<b>107</b>	<b>34</b>	<b>1,699</b>	<b>167</b>	<b>0</b>	<b>3,631</b>
4	Atchison	37	54	4	141	32	0	1	0	459	0	2	730
	Gentry	23	40	0	116	4	0	0	0	193	0	0	376
	Holt	28	30	1	87	7	0	12	0	426	56	4	651
	Nodaway	156	185	0	384	1	0	0	0	918	6	4	1,654
	Worth	8	8	0	37	0	1	10	0	69	0	0	133
	<b>Circuit Total</b>	<b>252</b>	<b>317</b>	<b>5</b>	<b>765</b>	<b>44</b>	<b>1</b>	<b>23</b>	<b>0</b>	<b>2,065</b>	<b>62</b>	<b>10</b>	<b>3,544</b>
5	Andrew	71	137	0	275	10	0	3	0	835	730	0	2,061
	Buchanan	976	1,094	1	1,855	2	0	62	1	1,914	0	13	5,918
	<b>Circuit Total</b>	<b>1,047</b>	<b>1,231</b>	<b>1</b>	<b>2,130</b>	<b>12</b>	<b>0</b>	<b>65</b>	<b>1</b>	<b>2,749</b>	<b>730</b>	<b>13</b>	<b>7,979</b>
6	Platte	324	455	0	3,236	22	0	403	0	3,236	0	10	7,686
	<b>Circuit Total</b>	<b>324</b>	<b>455</b>	<b>0</b>	<b>3,236</b>	<b>22</b>	<b>0</b>	<b>403</b>	<b>0</b>	<b>3,236</b>	<b>0</b>	<b>10</b>	<b>7,686</b>
7	Clay	605	1,260	15	4,256	27	2	1,147	0	2,987	315	45	10,659
	<b>Circuit Total</b>	<b>605</b>	<b>1,260</b>	<b>15</b>	<b>4,256</b>	<b>27</b>	<b>2</b>	<b>1,147</b>	<b>0</b>	<b>2,987</b>	<b>315</b>	<b>45</b>	<b>10,659</b>
8	Carroll	36	54	0	97	4	0	0	4	331	6	0	532
	Ray	156	241	0	240	0	0	4	0	623	237	0	1,501
	<b>Circuit Total</b>	<b>192</b>	<b>295</b>	<b>0</b>	<b>337</b>	<b>4</b>	<b>0</b>	<b>4</b>	<b>4</b>	<b>954</b>	<b>243</b>	<b>0</b>	<b>2,033</b>
9	Chariton	62	62	0	133	32	0	52	0	167	4	0	512
	Linn	79	139	12	282	1	0	27	3	970	0	0	1,513
	Sullivan	39	69	3	123	4	0	26	0	782	146	0	1,192
	<b>Circuit Total</b>	<b>180</b>	<b>270</b>	<b>15</b>	<b>538</b>	<b>37</b>	<b>0</b>	<b>105</b>	<b>3</b>	<b>1,919</b>	<b>150</b>	<b>0</b>	<b>3,217</b>
10	Marion	213	209	30	721	12	13	1	4	1,746	0	2	2,951
	Monroe	43	50	1	149	6	6	18	0	334	7	0	614
	Ralls	71	80	12	198	37	21	0	9	1,078	61	0	1,567
	<b>Circuit Total</b>	<b>327</b>	<b>339</b>	<b>43</b>	<b>1,068</b>	<b>55</b>	<b>40</b>	<b>19</b>	<b>13</b>	<b>3,158</b>	<b>68</b>	<b>2</b>	<b>5,132</b>
11	St. Charles	1,377	1,762	2	4,635	18	6	844	0	5,898	0	96	14,638
	<b>Circuit Total</b>	<b>1,377</b>	<b>1,762</b>	<b>2</b>	<b>4,635</b>	<b>18</b>	<b>6</b>	<b>844</b>	<b>0</b>	<b>5,898</b>	<b>0</b>	<b>96</b>	<b>14,638</b>
12	Audrain	281	330	78	477	7	0	1	1	415	67	0	1,657
	Montgomery	137	152	15	319	0	0	35	0	903	189	3	1,753
	Warren	415	432	8	662	44	0	0	4	1,880	719	20	4,184
	<b>Circuit Total</b>	<b>833</b>	<b>914</b>	<b>101</b>	<b>1,458</b>	<b>51</b>	<b>0</b>	<b>36</b>	<b>5</b>	<b>3,198</b>	<b>975</b>	<b>23</b>	<b>7,594</b>
13	Boone	1,166	1,632	55	3,218	0	0	18	1	3,406	619	11	10,126
	Callaway	368	502	51	1,419	0	0	115	15	1,598	0	1	4,069
	<b>Circuit Total</b>	<b>1,534</b>	<b>2,134</b>	<b>106</b>	<b>4,637</b>	<b>0</b>	<b>0</b>	<b>133</b>	<b>16</b>	<b>5,004</b>	<b>619</b>	<b>12</b>	<b>14,195</b>
14	Howard	73	88	0	222	11	0	1	0	107	213	0	715
	Randolph	367	481	0	446	9	1	300	0	1,002	323	0	2,929
	<b>Circuit Total</b>	<b>440</b>	<b>569</b>	<b>0</b>	<b>668</b>	<b>20</b>	<b>1</b>	<b>301</b>	<b>0</b>	<b>1,109</b>	<b>536</b>	<b>0</b>	<b>3,644</b>
15	Lafayette	365	436	1	569	33	0	1	0	3,284	50	0	4,739
	Saline	245	307	0	631	41	0	11	0	1,208	0	2	2,445
	<b>Circuit Total</b>	<b>610</b>	<b>743</b>	<b>1</b>	<b>1,200</b>	<b>74</b>	<b>0</b>	<b>12</b>	<b>0</b>	<b>4,492</b>	<b>50</b>	<b>2</b>	<b>7,184</b>
16	Jackson	3,695	4,363	16	3,765	29	1	1,360	0	2,661	0	260	16,150
	<b>Circuit Total</b>	<b>3,695</b>	<b>4,363</b>	<b>16</b>	<b>3,765</b>	<b>29</b>	<b>1</b>	<b>1,360</b>	<b>0</b>	<b>2,661</b>	<b>0</b>	<b>260</b>	<b>16,150</b>
17	Cass	538	513	0	743	2	1	0	8	1,610	4,491	16	7,922
	Johnson	299	339	7	667	11	1	197	11	2,194	405	1	4,132
	<b>Circuit Total</b>	<b>837</b>	<b>852</b>	<b>7</b>	<b>1,410</b>	<b>13</b>	<b>2</b>	<b>197</b>	<b>19</b>	<b>3,804</b>	<b>4,896</b>	<b>17</b>	<b>12,054</b>
18	Cooper	231	332	0	828	58	0	0	0	1,340	1,062	1	3,852
	Pettis	421	558	0	749	13	0	2	0	1,239	0	1	2,983
	<b>Circuit Total</b>	<b>652</b>	<b>890</b>	<b>0</b>	<b>1,577</b>	<b>71</b>	<b>0</b>	<b>2</b>	<b>0</b>	<b>2,579</b>	<b>1,062</b>	<b>2</b>	<b>6,835</b>
19	Cole	602	650	0	2,630	4	0	138	0	1,231	21	1	5,277
	<b>Circuit Total</b>	<b>602</b>	<b>650</b>	<b>0</b>	<b>2,630</b>	<b>4</b>	<b>0</b>	<b>138</b>	<b>0</b>	<b>1,231</b>	<b>21</b>	<b>1</b>	<b>5,277</b>
20	Franklin	746	555	0	4,147	0	0	107	0	6,541	0	18	12,114
	Gasconade	103	123	38	372	12	0	36	3	200	0	9	896
	Osage	43	52	9	407	33	0	72	2	292	204	0	1,114
	<b>Circuit Total</b>	<b>892</b>	<b>730</b>	<b>47</b>	<b>4,926</b>	<b>45</b>	<b>0</b>	<b>215</b>	<b>5</b>	<b>7,033</b>	<b>204</b>	<b>27</b>	<b>14,124</b>
21	St. Louis County	4,700	6,303	0	10,138	1	1	2,511	1	11,863	0	1,521	37,039
	<b>Circuit Total</b>	<b>4,700</b>	<b>6,303</b>	<b>0</b>	<b>10,138</b>	<b>1</b>	<b>1</b>	<b>2,511</b>	<b>1</b>	<b>11,863</b>	<b>0</b>	<b>1,521</b>	<b>37,039</b>
22	City of St. Louis	4,077	4,547	6	2,572	0	0	2	0	0	0	66	11,270
	<b>Circuit Total</b>	<b>4,077</b>	<b>4,547</b>	<b>6</b>	<b>2,572</b>	<b>0</b>	<b>0</b>	<b>2</b>	<b>0</b>	<b>0</b>	<b>0</b>	<b>66</b>	<b>11,270</b>
23	Jefferson	1,178	1,581	0	3,363	0	0	689	0	3,085	24	0	9,920
	<b>Circuit Total</b>	<b>1,178</b>	<b>1,581</b>	<b>0</b>	<b>3,363</b>	<b>0</b>	<b>0</b>	<b>689</b>	<b>0</b>	<b>3,085</b>	<b>24</b>	<b>0</b>	<b>9,920</b>
24	Madison	115	179	0	386	0	0	15	0	536	16	0	1,247
	St. Francois	736	1,160	1	1,288	0	0	32	0	2,285	0	3	5,505
	Ste. Genevieve	141	247	3	654	37	0	56	0	2,121	0	1	3,260
	Washington	216	336	3	290	0	0	0	0	690	0	0	1,535
	<b>Circuit Total</b>	<b>1,208</b>	<b>1,922</b>	<b>7</b>	<b>2,618</b>	<b>37</b>	<b>0</b>	<b>103</b>	<b>0</b>	<b>5,632</b>	<b>16</b>	<b>4</b>	<b>11,547</b>

**Table 40**  
**Associate and Circuit Court, FY 2012**  
**Criminal Cases Filed by Case Type**

Cir. No.	County	Circuit Felony	Assoc Felony	Circuit Misd	Assoc Misd	Conservation	Watercraft	Civil Infraction	Circuit Traffic	Assoc Traffic	Ordinance	Municipal Cert./ TDN	Totals
25	Maries	61	98	7	199	2	1	2	2	338	237	0	947
	Phelps	712	841	243	1,087	7	0	502	14	2,642	906	1	6,955
	Pulaski	479	749	30	868	32	0	339	0	2,403	3	0	4,903
	Texas	240	269	5	547	9	0	0	0	916	0	3	1,989
	<b>Circuit Total</b>	<b>1,492</b>	<b>1,957</b>	<b>285</b>	<b>2,701</b>	<b>50</b>	<b>1</b>	<b>843</b>	<b>16</b>	<b>6,299</b>	<b>1,146</b>	<b>4</b>	<b>14,794</b>
26	Camden	384	554	1	2,085	0	0	0	0	0	1	1	3,026
	Laclede	337	433	3	1,142	14	0	60	0	1,215	389	0	3,593
	Miller	294	454	0	529	14	0	1	0	1,304	0	1	2,597
	Moniteau	102	138	0	419	13	0	107	0	429	0	0	1,208
	Morgan	166	296	0	401	31	4	0	0	619	0	1	1,518
	<b>Circuit Total</b>	<b>1,283</b>	<b>1,875</b>	<b>4</b>	<b>4,576</b>	<b>72</b>	<b>4</b>	<b>168</b>	<b>0</b>	<b>3,567</b>	<b>390</b>	<b>3</b>	<b>11,942</b>
27	Bates	200	300	0	655	4	0	0	0	937	0	0	2,096
	Henry	304	423	0	494	3	0	82	0	763	869	8	2,946
	St. Clair	68	111	0	438	90	3	14	0	747	379	0	1,850
	<b>Circuit Total</b>	<b>572</b>	<b>834</b>	<b>0</b>	<b>1,587</b>	<b>97</b>	<b>3</b>	<b>96</b>	<b>0</b>	<b>2,447</b>	<b>1,248</b>	<b>8</b>	<b>6,892</b>
28	Barton	67	113	0	151	49	0	107	0	375	7	4	873
	Cedar	170	245	0	375	5	0	2	0	237	55	3	1,092
	Dade	47	84	0	164	24	3	0	0	160	77	1	560
	Vernon	179	350	0	819	49	0	3	0	440	0	3	1,843
	<b>Circuit Total</b>	<b>463</b>	<b>792</b>	<b>0</b>	<b>1,509</b>	<b>127</b>	<b>3</b>	<b>112</b>	<b>0</b>	<b>1,212</b>	<b>139</b>	<b>11</b>	<b>4,368</b>
29	Jasper	829	1,801	0	1,585	0	0	0	0	2,876	794	16	7,901
	<b>Circuit Total</b>	<b>829</b>	<b>1,801</b>	<b>0</b>	<b>1,585</b>	<b>0</b>	<b>0</b>	<b>0</b>	<b>0</b>	<b>2,876</b>	<b>794</b>	<b>16</b>	<b>7,901</b>
30	Benton	140	187	29	553	107	0	3	1	933	0	0	1,953
	Dallas	99	119	0	960	37	20	387	0	1,145	605	0	3,372
	Hickory	58	78	2	199	14	4	11	0	120	0	0	486
	Polk	320	398	3	365	22	0	37	0	2,111	0	2	3,258
	Webster	252	352	0	596	9	0	268	0	1,197	48	0	2,722
	<b>Circuit Total</b>	<b>869</b>	<b>1,134</b>	<b>34</b>	<b>2,673</b>	<b>189</b>	<b>24</b>	<b>706</b>	<b>1</b>	<b>5,506</b>	<b>653</b>	<b>2</b>	<b>11,791</b>
31	Greene	1,983	2,264	0	6,788	1	1	645	0	1,885	33	52	13,652
	<b>Circuit Total</b>	<b>1,983</b>	<b>2,264</b>	<b>0</b>	<b>6,788</b>	<b>1</b>	<b>1</b>	<b>645</b>	<b>0</b>	<b>1,885</b>	<b>33</b>	<b>52</b>	<b>13,652</b>
32	Bollinger	82	118	0	266	27	0	0	0	95	139	0	727
	Cape Girardeau	559	829	5	1,346	0	0	0	0	724	466	27	3,956
	Perry	222	264	0	413	12	0	1	0	780	0	0	1,692
	<b>Circuit Total</b>	<b>863</b>	<b>1,211</b>	<b>5</b>	<b>2,025</b>	<b>39</b>	<b>0</b>	<b>1</b>	<b>0</b>	<b>1,599</b>	<b>605</b>	<b>27</b>	<b>6,375</b>
33	Mississippi	263	376	19	528	5	0	55	2	906	45	0	2,199
	Scott	605	859	20	802	3	0	31	4	775	105	4	3,208
	<b>Circuit Total</b>	<b>868</b>	<b>1,235</b>	<b>39</b>	<b>1,330</b>	<b>8</b>	<b>0</b>	<b>86</b>	<b>6</b>	<b>1,681</b>	<b>150</b>	<b>4</b>	<b>5,407</b>
34	New Madrid	357	436	10	822	17	0	0	0	875	1	2	2,520
	Pemiscot	426	534	4	997	2	0	171	5	1,499	0	7	3,645
	<b>Circuit Total</b>	<b>783</b>	<b>970</b>	<b>14</b>	<b>1,819</b>	<b>19</b>	<b>0</b>	<b>171</b>	<b>5</b>	<b>2,374</b>	<b>1</b>	<b>9</b>	<b>6,165</b>
35	Dunklin	639	771	35	786	17	0	0	2	409	23	3	2,685
	Stoddard	336	674	38	1,432	20	0	1	16	532	265	0	3,314
	<b>Circuit Total</b>	<b>975</b>	<b>1,445</b>	<b>73</b>	<b>2,218</b>	<b>37</b>	<b>0</b>	<b>1</b>	<b>18</b>	<b>941</b>	<b>288</b>	<b>3</b>	<b>5,999</b>
36	Butler	530	816	0	1,061	16	0	40	0	1,127	153	1	3,744
	Ripley	129	283	0	600	4	0	1	0	168	289	1	1,475
	<b>Circuit Total</b>	<b>659</b>	<b>1,099</b>	<b>0</b>	<b>1,661</b>	<b>20</b>	<b>0</b>	<b>41</b>	<b>0</b>	<b>1,295</b>	<b>442</b>	<b>2</b>	<b>5,219</b>
37	Carter	52	82	7	247	9	3	1	1	768	1,071	0	2,241
	Howell	495	674	76	1,317	0	0	269	62	2,165	10	41	38
	Oregon	100	139	32	302	1	0	1	17	240	169	0	18
	Shannon	55	104	20	488	14	0	103	8	245	961	1	1,999
	<b>Circuit Total</b>	<b>702</b>	<b>999</b>	<b>135</b>	<b>2,354</b>	<b>24</b>	<b>3</b>	<b>374</b>	<b>88</b>	<b>3,418</b>	<b>2,211</b>	<b>42</b>	<b>10,350</b>
38	Christian	403	552	0	1,855	4	1	137	2	604	18	2	3,578
	Taney	609	765	8	2,297	0	1	1	1	319	0	11	2
	<b>Circuit Total</b>	<b>1,012</b>	<b>1,317</b>	<b>8</b>	<b>4,152</b>	<b>4</b>	<b>1</b>	<b>138</b>	<b>3</b>	<b>923</b>	<b>18</b>	<b>13</b>	<b>7,589</b>
39	Barry	386	626	0	719	20	1	6	0	1,228	0	2	17
	Lawrence	427	626	0	1,544	0	0	188	0	0	4	1	3
	Stone	272	427	0	961	19	44	166	0	436	57	1	2
	<b>Circuit Total</b>	<b>1,085</b>	<b>1,679</b>	<b>0</b>	<b>3,224</b>	<b>39</b>	<b>45</b>	<b>360</b>	<b>0</b>	<b>1,664</b>	<b>61</b>	<b>4</b>	<b>8,161</b>
40	McDonald	170	335	1	745	127	0	80	0	480	11	2	1,951
	Newton	315	712	0	2,445	19	0	320	0	1,386	4	1	1
	<b>Circuit Total</b>	<b>485</b>	<b>1,047</b>	<b>1</b>	<b>3,190</b>	<b>146</b>	<b>0</b>	<b>400</b>	<b>0</b>	<b>1,866</b>	<b>15</b>	<b>3</b>	<b>7,153</b>
41	Macon	169	187	2	433	13	0	31	259	470	26	7	3
	Shelby	34	36	2	194	16	0	4	0	301	4	8	1
	<b>Circuit Total</b>	<b>203</b>	<b>223</b>	<b>4</b>	<b>627</b>	<b>29</b>	<b>0</b>	<b>35</b>	<b>259</b>	<b>771</b>	<b>30</b>	<b>15</b>	<b>2,196</b>
42	Crawford	479	519	97	1,037	25	1	0	18	2,194	185	0	1
	Dent	248	302	30	385	11	0	12	6	1,101	508	0	2,603
	Iron	78	114	12	175	7	0	1	5	291	0	3	2
	Reynolds	63	88	0	346	0	0	0	0	0	0	4	501
	Wayne	150	332	0	651	12	16	288	0	1,252	0	0	2,701
	<b>Circuit Total</b>	<b>1,018</b>	<b>1,355</b>	<b>139</b>	<b>2,594</b>	<b>55</b>	<b>17</b>	<b>301</b>	<b>29</b>	<b>4,838</b>	<b>693</b>	<b>7</b>	<b>11,046</b>
43	Caldwell	68	105	0	268	1	0	0	0	411	4	0	1
	Clinton	119	179	4	516	3	0	35	105	963	0	4	1,928
	Daviess	115	141	2	313	26	0	2	0	1,265	277	0	2,141
	DeKalb	87	145	2	324	11	0	25	0	248	7	0	849
	Livingston	156	206	0	318	15	0	0	0	450	615	1	1,761
	<b>Circuit Total</b>	<b>545</b>	<b>776</b>	<b>8</b>	<b>1,739</b>	<b>56</b>	<b>0</b>	<b>62</b>	<b>105</b>	<b>3,337</b>	<b>903</b>	<b>5</b>	<b>7,536</b>
44	Douglas	108	175	4	261	6	0	53	0	313	0	0	920
	Ozark	79	79	7	200	79	1	0	1	266	48	0	760
	Wright	259	288	13	311	2	0	224	0	867	0	2	1,966
	<b>Circuit Total</b>	<b>446</b>	<b>542</b>	<b>24</b>	<b>772</b>	<b>87</b>	<b>1</b>	<b>277</b>	<b>1</b>	<b>1,446</b>	<b>48</b>	<b>2</b>	<b>3,646</b>
45	Lincoln	560	614	14	786	16	0	253	15	2,009	594	11	4,872
	Pike	166	182	13	218	18	0	68	4	598	0	7	1,274
	<b>Circuit Total</b>	<b>726</b>	<b>796</b>	<b>27</b>	<b>1,004</b>	<b>34</b>	<b>0</b>	<b>321</b>	<b>19</b>	<b>2,607</b>	<b>594</b>	<b>18</b>	<b>6,146</b>
<b>STATE TOTAL</b>		<b>44,207</b>	<b>58,524</b>	<b>1,331</b>	<b>110,898</b>	<b>1,824</b>	<b>157</b>	<b>13,569</b>	<b>673</b>	<b>130,474</b>	<b>20,990</b>	<b>2,406</b>	<b>385,053</b>

\* Traffic and misdemeanor caseloads do not include traffic and conservation/watercraft cases reported to the Fine Collection Center. See Tables in FCC Section.

**Table 41**  
**Circuit Court, FY 2012**  
**Juvenile Cases Filed\* by Case Type**

Cir. No.	County	Abuse and Neglect	Adoption	Termination of Parental Rights	Status Offense	Delinquency	Jurisdiction Extended	Other Juvenile	Motions to Modify filed on Juv Cases	Total Cases Filed
1	Clark	26	4	0	2	0	0	0	0	32
	Schulyer	9	1	0	4	3	0	0	1	18
	Scotland	13	2	0	3	1	0	0	0	19
	<b>Circuit Total</b>	<b>48</b>	<b>7</b>	<b>0</b>	<b>9</b>	<b>4</b>	<b>0</b>	<b>0</b>	<b>1</b>	<b>69</b>
2	Adair	29	11	0	3	12	0	0	3	58
	Knox	5	0	0	0	1	0	0	0	6
	Lewis	5	2	0	0	11	0	0	0	18
	<b>Circuit Total</b>	<b>39</b>	<b>13</b>	<b>0</b>	<b>3</b>	<b>24</b>	<b>0</b>	<b>0</b>	<b>3</b>	<b>82</b>
3	Grundy	10	14	7	0	9	0	0	3	43
	Harrison	22	4	1	1	2	0	0	3	33
	Mercer	2	2	4	0	1	0	0	0	9
	Putnam	11	3	7	1	4	0	0	0	26
	<b>Circuit Total</b>	<b>45</b>	<b>23</b>	<b>19</b>	<b>2</b>	<b>16</b>	<b>0</b>	<b>0</b>	<b>6</b>	<b>111</b>
4	Atchison	8	2	0	2	2	0	0	3	17
	Gentry	7	2	0	2	1	0	0	0	12
	Holt	13	3	0	0	3	0	0	0	19
	Nodaway	28	6	1	2	9	0	0	2	48
	Worth	7	0	0	0	3	0	0	0	10
	<b>Circuit Total</b>	<b>63</b>	<b>13</b>	<b>1</b>	<b>6</b>	<b>18</b>	<b>0</b>	<b>0</b>	<b>5</b>	<b>106</b>
5	Andrew	2	2	0	7	9	0	0	12	32
	Buchanan	26	33	3	31	101	0	0	257	451
	<b>Circuit Total</b>	<b>28</b>	<b>35</b>	<b>3</b>	<b>38</b>	<b>110</b>	<b>0</b>	<b>0</b>	<b>269</b>	<b>483</b>
6	Platte	33	15	2	9	33	0	0	16	108
	<b>Circuit Total</b>	<b>33</b>	<b>15</b>	<b>2</b>	<b>9</b>	<b>33</b>	<b>0</b>	<b>0</b>	<b>16</b>	<b>108</b>
7	Clay	48	65	18	5	31	0	0	95	262
	<b>Circuit Total</b>	<b>48</b>	<b>65</b>	<b>18</b>	<b>5</b>	<b>31</b>	<b>0</b>	<b>0</b>	<b>95</b>	<b>262</b>
8	Carroll	1	3	3	1	6	0	0	0	14
	Ray	1	12	0	4	14	0	0	0	31
	<b>Circuit Total</b>	<b>2</b>	<b>15</b>	<b>3</b>	<b>5</b>	<b>20</b>	<b>0</b>	<b>0</b>	<b>0</b>	<b>45</b>
9	Chariton	15	2	0	6	2	0	0	2	27
	Linn	21	6	3	11	12	0	0	13	66
	Sullivan	16	3	0	10	10	0	0	7	46
	<b>Circuit Total</b>	<b>52</b>	<b>11</b>	<b>3</b>	<b>27</b>	<b>24</b>	<b>0</b>	<b>0</b>	<b>22</b>	<b>139</b>
10	Marion	34	9	0	9	12	0	0	3	67
	Monroe	11	4	0	0	8	0	0	0	23
	Ralls	10	5	0	2	3	0	0	2	22
	<b>Circuit Total</b>	<b>55</b>	<b>18</b>	<b>0</b>	<b>11</b>	<b>23</b>	<b>0</b>	<b>0</b>	<b>5</b>	<b>112</b>
11	St. Charles	176	76	3	5	182	0	0	0	442
	<b>Circuit Total</b>	<b>176</b>	<b>76</b>	<b>3</b>	<b>5</b>	<b>182</b>	<b>0</b>	<b>0</b>	<b>0</b>	<b>442</b>
12	Audrain	10	8	5	1	16	0	0	0	40
	Montgomery	25	1	3	0	4	0	0	1	34
	Warren	46	11	4	0	6	0	0	2	69
	<b>Circuit Total</b>	<b>81</b>	<b>20</b>	<b>12</b>	<b>1</b>	<b>26</b>	<b>0</b>	<b>0</b>	<b>3</b>	<b>143</b>
13	Boone	150	60	19	46	206	0	0	184	665
	Callaway	56	15	12	29	50	0	0	25	187
	<b>Circuit Total</b>	<b>206</b>	<b>75</b>	<b>31</b>	<b>75</b>	<b>256</b>	<b>0</b>	<b>0</b>	<b>209</b>	<b>852</b>
14	Howard	12	1	0	4	4	0	0	0	21
	Randolph	73	9	0	0	26	0	0	9	117
	<b>Circuit Total</b>	<b>85</b>	<b>10</b>	<b>0</b>	<b>4</b>	<b>30</b>	<b>0</b>	<b>0</b>	<b>9</b>	<b>138</b>
15	Lafayette	34	13	0	4	12	0	0	6	69
	Saline	29	9	0	1	20	0	0	3	62
	<b>Circuit Total</b>	<b>63</b>	<b>22</b>	<b>0</b>	<b>5</b>	<b>32</b>	<b>0</b>	<b>0</b>	<b>9</b>	<b>131</b>
16	Jackson	1,041	395	158	27	388	0	0	775	2,784
	<b>Circuit Total</b>	<b>1,041</b>	<b>395</b>	<b>158</b>	<b>27</b>	<b>388</b>	<b>0</b>	<b>0</b>	<b>775</b>	<b>2,784</b>
17	Cass	120	25	5	12	89	0	0	42	293
	Johnson	31	13	10	9	25	0	0	19	107
	<b>Circuit Total</b>	<b>151</b>	<b>38</b>	<b>15</b>	<b>21</b>	<b>114</b>	<b>0</b>	<b>0</b>	<b>61</b>	<b>400</b>
18	Cooper	20	6	5	0	7	0	0	2	40
	Pettis	50	23	1	0	24	0	0	3	101
	<b>Circuit Total</b>	<b>70</b>	<b>29</b>	<b>6</b>	<b>0</b>	<b>31</b>	<b>0</b>	<b>0</b>	<b>5</b>	<b>141</b>
19	Cole	126	38	1	5	44	0	0	27	241
	<b>Circuit Total</b>	<b>126</b>	<b>38</b>	<b>1</b>	<b>5</b>	<b>44</b>	<b>0</b>	<b>0</b>	<b>27</b>	<b>241</b>
20	Franklin	143	64	23	6	52	0	0	18	306
	Gasconade	21	6	0	0	5	0	0	1	33
	Osage	0	0	0	0	2	0	0	1	3
	<b>Circuit Total</b>	<b>164</b>	<b>70</b>	<b>23</b>	<b>6</b>	<b>59</b>	<b>0</b>	<b>0</b>	<b>20</b>	<b>342</b>
21	St. Louis County	593	257	124	17	437	0	0	322	1,750
	<b>Circuit Total</b>	<b>593</b>	<b>257</b>	<b>124</b>	<b>17</b>	<b>437</b>	<b>0</b>	<b>0</b>	<b>322</b>	<b>1,750</b>
22	City of St. Louis	228	64	66	2	371	0	1	108	840
	<b>Circuit Total</b>	<b>228</b>	<b>64</b>	<b>66</b>	<b>2</b>	<b>371</b>	<b>0</b>	<b>1</b>	<b>108</b>	<b>840</b>
23	Jefferson	379	82	48	12	177	0	0	139	837
	<b>Circuit Total</b>	<b>379</b>	<b>82</b>	<b>48</b>	<b>12</b>	<b>177</b>	<b>0</b>	<b>0</b>	<b>139</b>	<b>837</b>
24	Madison	17	7	16	0	8	0	0	6	54
	St. Francois	46	55	30	0	69	0	0	19	219
	Ste. Genevieve	6	9	3	0	22	0	0	4	44
	Washington	25	18	26	0	16	0	0	2	87
	<b>Circuit Total</b>	<b>94</b>	<b>89</b>	<b>75</b>	<b>0</b>	<b>115</b>	<b>0</b>	<b>0</b>	<b>31</b>	<b>404</b>



**Table 41**  
**Circuit Court, FY 2012**  
**Juvenile Cases Filed\* by Case Type**

Cir. No.	County	Abuse and Neglect	Adoption	Termination of Parental Rights	Status Offense	Delinquency	Jurisdiction Extended	Other Juvenile	Motions to Modify filed on Juv Cases	Total Cases Filed
25	Maries	6	2	2	0	5	0	0	0	15
	Phelps	42	25	11	10	6	0	0	3	97
	Pulaski	56	48	3	7	18	0	0	0	132
	Texas	11	26	3	3	8	0	0	0	51
	<b>Circuit Total</b>	<b>115</b>	<b>101</b>	<b>19</b>	<b>20</b>	<b>37</b>	<b>0</b>	<b>0</b>	<b>3</b>	<b>295</b>
26	Camden	45	18	0	4	13	0	0	5	85
	Laclede	43	30	8	11	16	0	0	2	110
	Miller	34	19	0	10	19	0	0	3	85
	Moniteau	8	3	0	0	1	0	0	0	12
	Morgan	8	10	3	1	12	0	0	0	34
	<b>Circuit Total</b>	<b>138</b>	<b>80</b>	<b>11</b>	<b>26</b>	<b>61</b>	<b>0</b>	<b>0</b>	<b>10</b>	<b>326</b>
27	Bates	18	14	0	3	13	0	0	0	48
	Henry	44	22	5	10	11	0	0	1	93
	St. Clair	20	12	0	4	1	0	0	0	37
	<b>Circuit Total</b>	<b>82</b>	<b>48</b>	<b>5</b>	<b>17</b>	<b>25</b>	<b>0</b>	<b>0</b>	<b>1</b>	<b>178</b>
28	Barton	7	7	0	2	13	0	0	6	35
	Cedar	3	4	0	5	11	0	0	7	30
	Dade	7	2	0	1	0	0	0	0	9
	Vernon	22	8	1	1	11	0	0	7	50
	<b>Circuit Total</b>	<b>39</b>	<b>21</b>	<b>1</b>	<b>8</b>	<b>35</b>	<b>0</b>	<b>0</b>	<b>20</b>	<b>124</b>
29	Jasper	299	133	0	52	252	1	0	249	986
	<b>Circuit Total</b>	<b>299</b>	<b>133</b>	<b>0</b>	<b>52</b>	<b>252</b>	<b>1</b>	<b>0</b>	<b>249</b>	<b>986</b>
30	Benton	4	4	0	0	3	0	0	0	11
	Dallas	11	10	3	0	9	0	0	2	35
	Hickory	4	3	0	0	2	0	0	0	9
	Polk	22	11	0	1	12	0	0	1	47
	Webster	20	13	4	0	8	0	0	1	46
	<b>Circuit Total</b>	<b>61</b>	<b>41</b>	<b>7</b>	<b>1</b>	<b>34</b>	<b>0</b>	<b>0</b>	<b>4</b>	<b>148</b>
31	Greene	354	211	217	0	142	0	0	48	972
	<b>Circuit Total</b>	<b>354</b>	<b>211</b>	<b>217</b>	<b>0</b>	<b>142</b>	<b>0</b>	<b>0</b>	<b>48</b>	<b>972</b>
32	Bollinger	10	10	4	0	8	0	0	2	34
	Cape Girardeau	92	39	5	0	66	2	0	25	229
	Perry	16	6	0	2	11	0	0	0	35
	<b>Circuit Total</b>	<b>118</b>	<b>55</b>	<b>9</b>	<b>2</b>	<b>85</b>	<b>2</b>	<b>0</b>	<b>27</b>	<b>298</b>
33	Mississippi	32	4	2	1	52	0	0	0	91
	Scott	42	16	7	91	67	0	0	0	223
	<b>Circuit Total</b>	<b>74</b>	<b>20</b>	<b>9</b>	<b>92</b>	<b>119</b>	<b>0</b>	<b>0</b>	<b>0</b>	<b>314</b>
34	New Madrid	32	7	0	0	23	0	0	0	62
	Pemiscot	46	11	0	1	11	0	0	0	69
	<b>Circuit Total</b>	<b>78</b>	<b>18</b>	<b>0</b>	<b>1</b>	<b>34</b>	<b>0</b>	<b>0</b>	<b>0</b>	<b>131</b>
35	Dunklin	102	16	9	0	56	0	2	16	201
	Stoddard	246	25	8	11	49	0	0	14	353
	<b>Circuit Total</b>	<b>348</b>	<b>41</b>	<b>17</b>	<b>11</b>	<b>105</b>	<b>0</b>	<b>2</b>	<b>30</b>	<b>554</b>
36	Butler	114	29	17	13	36	0	0	5	214
	Ripley	63	7	5	15	9	0	0	3	102
	<b>Circuit Total</b>	<b>177</b>	<b>36</b>	<b>22</b>	<b>28</b>	<b>45</b>	<b>0</b>	<b>0</b>	<b>8</b>	<b>316</b>
37	Carter	2	4	0	0	3	0	0	0	9
	Howell	10	20	2	0	26	0	0	0	58
	Oregon	5	4	0	0	8	0	0	0	17
	Shannon	1	0	0	0	1	0	0	0	2
	<b>Circuit Total</b>	<b>18</b>	<b>28</b>	<b>2</b>	<b>0</b>	<b>38</b>	<b>0</b>	<b>0</b>	<b>0</b>	<b>86</b>
38	Christian	54	37	1	10	33	0	0	19	154
	Taney	79	30	18	12	24	0	1	2	166
	<b>Circuit Total</b>	<b>133</b>	<b>67</b>	<b>19</b>	<b>22</b>	<b>57</b>	<b>0</b>	<b>1</b>	<b>21</b>	<b>320</b>
39	Barry	74	31	0	0	10	0	0	0	115
	Lawrence	73	24	33	1	11	0	0	5	147
	Stone	53	17	0	0	5	0	0	0	75
	<b>Circuit Total</b>	<b>200</b>	<b>72</b>	<b>33</b>	<b>1</b>	<b>26</b>	<b>0</b>	<b>0</b>	<b>5</b>	<b>337</b>
40	McDonald	32	35	1	5	25	0	0	6	104
	Newton	174	53	25	38	57	0	0	7	354
	<b>Circuit Total</b>	<b>206</b>	<b>88</b>	<b>26</b>	<b>43</b>	<b>82</b>	<b>0</b>	<b>0</b>	<b>13</b>	<b>458</b>
41	Macon	27	2	7	6	17	0	0	0	59
	Shelby	20	8	0	0	3	0	0	9	40
	<b>Circuit Total</b>	<b>47</b>	<b>10</b>	<b>7</b>	<b>6</b>	<b>20</b>	<b>0</b>	<b>0</b>	<b>9</b>	<b>99</b>
42	Crawford	31	11	0	6	4	0	0	1	53
	Dent	14	4	1	2	3	0	0	0	24
	Iron	25	6	3	0	7	0	0	0	41
	Reynolds	9	1	0	0	0	0	0	0	10
	Wayne	24	5	1	0	2	0	0	0	32
	<b>Circuit Total</b>	<b>103</b>	<b>27</b>	<b>5</b>	<b>8</b>	<b>16</b>	<b>0</b>	<b>0</b>	<b>1</b>	<b>160</b>
43	Caldwell	9	10	0	3	17	0	0	2	41
	Clinton	20	10	1	5	42	0	0	20	98
	Daviess	10	2	1	2	15	0	0	6	36
	DeKalb	19	2	0	1	23	0	0	5	50
	Livingston	15	3	2	0	24	0	0	5	49
	<b>Circuit Total</b>	<b>73</b>	<b>27</b>	<b>4</b>	<b>11</b>	<b>121</b>	<b>0</b>	<b>0</b>	<b>38</b>	<b>274</b>
44	Douglas	27	7	1	1	8	0	0	0	44
	Ozark	10	1	0	0	3	1	0	0	15
	Wright	44	13	0	5	22	0	0	0	84
	<b>Circuit Total</b>	<b>81</b>	<b>21</b>	<b>1</b>	<b>6</b>	<b>33</b>	<b>1</b>	<b>0</b>	<b>0</b>	<b>143</b>
45	Lincoln	86	15	9	8	29	0	0	0	147
	Pike	35	6	4	2	10	0	0	2	59
	<b>Circuit Total</b>	<b>121</b>	<b>21</b>	<b>13</b>	<b>10</b>	<b>39</b>	<b>0</b>	<b>0</b>	<b>2</b>	<b>206</b>
<b>STATE TOTAL</b>		<b>6,735</b>	<b>2,646</b>	<b>1,038</b>	<b>660</b>	<b>3,971</b>	<b>4</b>	<b>4</b>	<b>2,629</b>	<b>17,687</b>

\* Filings include both original petitions and motions to modify. See Appendix 2 for more information on Juvenile cases.

**Table 42**  
**Circuit Court, FY 2012**  
**Domestic Relations Cases Filed and Disposed by Case Type**

Cir. No.	County	Dissolution		Modification		Adult Abuse		Child Protection Orders		Paternity		*Other		Totals	
		F	D	F	D	F	D	F	D	F	D	F	D	F	D
1	Clark	38	39	11	10	113	110	23	22	7	7	3	6	195	194
	Schulyer	30	26	6	6	28	28	7	5	10	7	4	5	85	77
	Scotland	28	29	5	8	17	18	18	18	7	6	3	5	78	84
	<b>Circuit Total</b>	<b>96</b>	<b>94</b>	<b>22</b>	<b>24</b>	<b>158</b>	<b>156</b>	<b>48</b>	<b>45</b>	<b>24</b>	<b>20</b>	<b>10</b>	<b>16</b>	<b>358</b>	<b>355</b>
2	Adair	107	100	33	24	95	95	49	41	29	26	26	19	339	305
	Knox	14	20	7	8	18	15	8	8	4	7	3	3	54	61
	Lewis	38	42	19	24	55	51	15	13	13	4	9	10	149	144
	<b>Circuit Total</b>	<b>159</b>	<b>162</b>	<b>59</b>	<b>56</b>	<b>168</b>	<b>161</b>	<b>72</b>	<b>62</b>	<b>46</b>	<b>37</b>	<b>38</b>	<b>32</b>	<b>542</b>	<b>510</b>
3	Grundy	46	54	14	17	135	135	43	43	21	18	13	13	272	280
	Harrison	51	53	23	25	87	73	21	33	16	16	19	21	217	221
	Mercer	19	20	3	6	10	11	3	3	2	4	1	1	38	45
	Putnam	36	33	12	12	31	32	12	13	5	5	5	6	101	101
	<b>Circuit Total</b>	<b>152</b>	<b>160</b>	<b>52</b>	<b>60</b>	<b>263</b>	<b>251</b>	<b>79</b>	<b>92</b>	<b>44</b>	<b>43</b>	<b>38</b>	<b>41</b>	<b>628</b>	<b>647</b>
4	Atchison	28	25	11	9	14	14	4	4	4	5	9	8	70	65
	Gentry	33	31	7	8	35	36	12	14	8	15	3	1	98	105
	Holt	15	16	8	8	42	39	7	5	6	8	4	1	82	77
	Nodaway	96	90	31	33	87	87	22	19	23	14	15	12	274	255
	Worth	7	16	3	4	15	15	6	6	2	5	3	5	36	51
	<b>Circuit Total</b>	<b>179</b>	<b>178</b>	<b>60</b>	<b>62</b>	<b>193</b>	<b>191</b>	<b>51</b>	<b>48</b>	<b>43</b>	<b>47</b>	<b>34</b>	<b>27</b>	<b>560</b>	<b>553</b>
5	Andrew	364	355	69	53	73	66	22	23	59	69	26	18	613	584
	Buchanan	219	228	204	179	640	635	152	147	241	226	68	54	1,524	1,469
	<b>Circuit Total</b>	<b>583</b>	<b>583</b>	<b>273</b>	<b>232</b>	<b>713</b>	<b>701</b>	<b>174</b>	<b>170</b>	<b>300</b>	<b>295</b>	<b>94</b>	<b>72</b>	<b>2,137</b>	<b>2,053</b>
6	Platte	417	424	118	130	631	643	0	0	76	65	99	113	1,341	1,375
	<b>Circuit Total</b>	<b>417</b>	<b>424</b>	<b>118</b>	<b>130</b>	<b>631</b>	<b>643</b>	<b>0</b>	<b>0</b>	<b>76</b>	<b>65</b>	<b>99</b>	<b>113</b>	<b>1,341</b>	<b>1,375</b>
7	Clay	1,069	1,149	646	642	1,399	1,358	202	200	427	427	832	878	4,575	4,654
	<b>Circuit Total</b>	<b>1,069</b>	<b>1,149</b>	<b>646</b>	<b>642</b>	<b>1,399</b>	<b>1,358</b>	<b>202</b>	<b>200</b>	<b>427</b>	<b>427</b>	<b>832</b>	<b>878</b>	<b>4,575</b>	<b>4,654</b>
8	Carroll	49	57	18	16	56	58	13	13	15	13	6	4	157	161
	Ray	108	103	60	62	181	177	83	85	36	34	20	21	488	482
	<b>Circuit Total</b>	<b>157</b>	<b>160</b>	<b>78</b>	<b>78</b>	<b>237</b>	<b>235</b>	<b>96</b>	<b>98</b>	<b>51</b>	<b>47</b>	<b>26</b>	<b>25</b>	<b>645</b>	<b>643</b>
9	Chariton	25	36	13	10	18	21	6	6	11	9	1	2	74	84
	Linn	57	48	26	29	45	40	3	1	17	21	12	9	160	148
	Sullivan	37	35	12	14	37	38	16	16	9	10	12	7	123	120
	<b>Circuit Total</b>	<b>119</b>	<b>119</b>	<b>51</b>	<b>53</b>	<b>100</b>	<b>99</b>	<b>25</b>	<b>23</b>	<b>37</b>	<b>40</b>	<b>25</b>	<b>18</b>	<b>357</b>	<b>352</b>
10	Marion	156	133	94	90	354	349	130	129	52	53	92	78	878	832
	Monroe	39	36	12	15	44	38	17	16	9	7	12	8	133	120
	Ralls	38	36	28	24	79	80	38	39	14	15	11	12	208	206
	<b>Circuit Total</b>	<b>233</b>	<b>205</b>	<b>134</b>	<b>129</b>	<b>477</b>	<b>467</b>	<b>185</b>	<b>184</b>	<b>75</b>	<b>75</b>	<b>115</b>	<b>98</b>	<b>1,219</b>	<b>1,158</b>
11	St. Charles	1,419	1,424	418	421	1,709	1,746	383	378	388	377	524	489	4,841	4,835
	<b>Circuit Total</b>	<b>1,419</b>	<b>1,424</b>	<b>418</b>	<b>421</b>	<b>1,709</b>	<b>1,746</b>	<b>383</b>	<b>378</b>	<b>388</b>	<b>377</b>	<b>524</b>	<b>489</b>	<b>4,841</b>	<b>4,835</b>
12	Audrain	94	115	57	67	222	231	28	27	35	38	12	7	448	485
	Montgomery	60	53	12	15	81	83	27	30	12	19	11	8	203	208
	Warren	113	132	42	47	296	287	42	45	57	58	30	29	580	598
	<b>Circuit Total</b>	<b>267</b>	<b>300</b>	<b>111</b>	<b>129</b>	<b>599</b>	<b>601</b>	<b>97</b>	<b>102</b>	<b>104</b>	<b>115</b>	<b>53</b>	<b>44</b>	<b>1,231</b>	<b>1,291</b>
13	Boone	688	722	210	186	1,197	1,175	232	222	203	202	125	164	2,655	2,671
	Callaway	202	194	46	58	384	256	93	70	75	69	24	22	824	669
	<b>Circuit Total</b>	<b>890</b>	<b>916</b>	<b>256</b>	<b>244</b>	<b>1,581</b>	<b>1,431</b>	<b>325</b>	<b>292</b>	<b>278</b>	<b>271</b>	<b>149</b>	<b>186</b>	<b>3,479</b>	<b>3,340</b>
14	Howard	45	52	19	22	54	52	5	5	8	9	3	5	134	145
	Randolph	124	123	58	54	149	146	21	21	50	46	28	23	430	413
	<b>Circuit Total</b>	<b>169</b>	<b>175</b>	<b>77</b>	<b>76</b>	<b>203</b>	<b>198</b>	<b>26</b>	<b>26</b>	<b>58</b>	<b>55</b>	<b>31</b>	<b>28</b>	<b>564</b>	<b>558</b>
15	Lafayette	162	179	77	79	248	243	55	55	54	59	78	86	674	701
	Saline	98	92	45	42	165	155	19	18	30	31	24	21	381	359
	<b>Circuit Total</b>	<b>260</b>	<b>271</b>	<b>122</b>	<b>121</b>	<b>413</b>	<b>398</b>	<b>74</b>	<b>73</b>	<b>84</b>	<b>90</b>	<b>102</b>	<b>107</b>	<b>1,055</b>	<b>1,060</b>
16	Jackson	3,204	3,078	1,128	965	6,585	6,545	660	652	1,122	998	1,616	1,646	14,315	13,884
	<b>Circuit Total</b>	<b>3,204</b>	<b>3,078</b>	<b>1,128</b>	<b>965</b>	<b>6,585</b>	<b>6,545</b>	<b>660</b>	<b>652</b>	<b>1,122</b>	<b>998</b>	<b>1,616</b>	<b>1,646</b>	<b>14,315</b>	<b>13,884</b>
17	Cass	520	489	188	148	583	580	117	103	184	129	72	52	1,664	1,501
	Johnson	242	269	88	79	202	210	38	39	59	62	46	37	675	696
	<b>Circuit Total</b>	<b>762</b>	<b>758</b>	<b>276</b>	<b>227</b>	<b>785</b>	<b>790</b>	<b>155</b>	<b>142</b>	<b>243</b>	<b>191</b>	<b>118</b>	<b>89</b>	<b>2,339</b>	<b>2,197</b>
18	Cooper	73	71	34	33	52	55	11	11	32	29	23	25	225	224
	Pettis	276	265	134	128	351	343	52	55	59	57	48	45	920	893
	<b>Circuit Total</b>	<b>349</b>	<b>336</b>	<b>168</b>	<b>161</b>	<b>403</b>	<b>398</b>	<b>63</b>	<b>66</b>	<b>91</b>	<b>86</b>	<b>71</b>	<b>70</b>	<b>1,145</b>	<b>1,117</b>
19	Cole	416	410	140	134	740	751	183	183	157	132	88	80	1,724	1,690
	<b>Circuit Total</b>	<b>416</b>	<b>410</b>	<b>140</b>	<b>134</b>	<b>740</b>	<b>751</b>	<b>183</b>	<b>183</b>	<b>157</b>	<b>132</b>	<b>88</b>	<b>80</b>	<b>1,724</b>	<b>1,690</b>
20	Franklin	503	436	151	137	584	614	101	108	158	137	117	116	1,614	1,548
	Gasconade	61	52	18	15	104	105	21	22	25	26	18	12	247	232
	Osage	41	40	8	11	94	84	37	41	15	12	8	11	203	199
	<b>Circuit Total</b>	<b>605</b>	<b>528</b>	<b>177</b>	<b>163</b>	<b>782</b>	<b>803</b>	<b>159</b>	<b>171</b>	<b>198</b>	<b>175</b>	<b>143</b>	<b>139</b>	<b>2,064</b>	<b>1,979</b>
21	St. Louis County	3,765	3,771	742	744	4,784	4,788	1,015	964	1,769	1,494	1,157	1,076	13,232	12,837
	<b>Circuit Total</b>	<b>3,765</b>	<b>3,771</b>	<b>742</b>	<b>744</b>	<b>4,784</b>	<b>4,788</b>	<b>1,015</b>	<b>964</b>	<b>1,769</b>	<b>1,494</b>	<b>1,157</b>	<b>1,076</b>	<b>13,232</b>	<b>12,837</b>
22	City of St. Louis	737	687	303	234	3,440	3,382	363	355	1,255	1,070	2,248	1,852	8,346	7,580
	<b>Circuit Total</b>	<b>737</b>	<b>687</b>	<b>303</b>	<b>234</b>	<b>3,440</b>	<b>3,382</b>	<b>363</b>	<b>355</b>	<b>1,255</b>	<b>1,070</b>	<b>2,248</b>	<b>1,852</b>	<b>8,346</b>	<b>7,580</b>
23	Jefferson	947	986	333	333	2,057	1,726	478	472	346	299	295	305	4,456	4,121
	<b>Circuit Total</b>	<b>947</b>	<b>986</b>	<b>333</b>	<b>333</b>	<b>2,057</b>	<b>1,726</b>	<b>478</b>	<b>472</b>	<b>346</b>	<b>299</b>	<b>295</b>	<b>305</b>	<b>4,456</b>	<b>4,121</b>
24	Madison	79	72	19	15	60	56	13	15	12	15	14	15	197	188
	St. Francois	364	409	123	123	502	504	69	65	159	176	72	88	1,289	1,365
	Ste. Genevieve	68	69	32	31	70	66	9	7	27	36	32	35	238	244
	Washington	119	137	39	39	197	195	38	37	58	63	26	49	477	520
	<b>Circuit Total</b>	<b>630</b>	<b>687</b>	<b>213</b>	<b>208</b>	<b>829</b>	<b>821</b>	<b>129</b>	<b>124</b>	<b>256</b>	<b>290</b>	<b>144</b>	<b>187</b>	<b>2,201</b>	<b>2,317</b>

**Table 42**  
**Circuit Court, FY 2012**  
**Domestic Relations Cases Filed and Disposed by Case Type**

Cir. No.	County	Dissolution		Modification		Adult Abuse		Child Protection Orders		Paternity		*Other		Totals	
		29	D	6	D	57	D	14	D	10	D	5	D	F	D
25	Maries	33	29	14	6	59	57	14	14	5	10	5	5	130	121
	Phelps	270	285	62	69	330	340	102	101	74	105	47	34	885	934
	Pulaski	441	483	72	69	648	632	194	203	63	92	71	81	1,489	1,560
	Texas	118	98	46	31	218	208	85	78	35	41	9	12	511	468
	Circuit Total	862	895	194	175	1,255	1,237	395	396	177	248	132	132	3,015	3,083
26	Camden	203	200	65	76	356	348	138	130	59	60	31	37	852	851
	Laclede	220	224	82	82	364	363	115	114	93	90	65	64	939	937
	Miller	155	163	50	48	240	239	33	33	52	59	18	18	548	560
	Moniteau	66	70	20	16	40	42	19	19	30	38	3	3	178	188
	Morgan	62	69	25	22	44	42	5	5	31	32	54	51	221	221
	Circuit Total	706	726	242	244	1,044	1,034	310	301	265	279	171	173	2,738	2,757
27	Bates	79	76	27	33	136	112	40	45	37	32	28	25	347	323
	Henry	110	114	49	55	209	216	40	40	50	49	49	46	507	520
	St. Clair	57	56	18	14	104	105	19	18	20	22	14	11	232	226
	Circuit Total	246	246	94	102	449	433	99	103	107	103	91	82	1,086	1,069
28	Barton	73	63	22	23	82	84	68	61	10	8	9	8	264	247
	Cedar	79	80	15	14	121	124	39	41	20	18	17	17	291	294
	Dade	31	43	10	7	81	79	26	24	4	4	8	5	160	162
	Vernon	108	119	49	41	199	193	45	44	19	16	34	37	454	450
	Circuit Total	291	305	96	85	483	480	178	170	53	46	68	67	1,169	1,153
29	Jasper	828	783	211	174	1,198	1,205	298	290	121	111	194	155	2,850	2,718
	Circuit Total	828	783	211	174	1,198	1,205	298	290	121	111	194	155	2,850	2,718
30	Benton	77	59	26	27	85	75	7	7	26	22	14	15	235	205
	Dallas	82	91	29	28	104	102	33	28	16	9	14	12	278	270
	Hickory	20	21	13	9	54	51	16	15	6	5	10	13	119	114
	Polk	141	131	53	41	201	192	58	51	35	31	148	144	636	590
	Webster	183	184	71	64	200	197	19	17	43	32	26	23	542	517
	Circuit Total	503	486	192	169	644	617	133	118	126	99	212	207	1,810	1,696
31	Greene	1,570	1,598	472	429	2,745	2,740	715	713	344	329	622	608	6,468	6,417
	Circuit Total	1,570	1,598	472	429	2,745	2,740	715	713	344	329	622	608	6,468	6,417
32	Bollinger	62	69	17	21	89	91	24	26	18	14	14	11	224	232
	Cape Girardeau	364	359	120	120	705	712	160	156	127	135	166	135	1,642	1,617
	Perry	68	62	30	36	103	102	22	24	35	32	13	13	271	269
	Circuit Total	494	490	167	177	897	905	206	206	180	181	193	159	2,137	2,118
33	Mississippi	93	65	34	14	207	202	41	39	32	25	11	8	418	353
	Scott	264	259	87	73	281	279	93	90	99	80	36	37	860	818
	Circuit Total	357	324	121	87	488	481	134	129	131	105	47	45	1,278	1,171
34	New Madrid	96	107	37	35	125	120	12	12	33	46	19	22	322	342
	Pemiscot	87	95	108	102	318	300	28	28	58	57	24	43	623	625
	Circuit Total	183	202	145	137	443	420	40	40	91	103	43	65	945	967
35	Dunklin	220	191	57	43	325	317	31	14	93	101	76	107	802	773
	Stoddard	218	244	83	78	366	342	31	37	59	54	39	31	796	786
	Circuit Total	438	435	140	121	691	659	62	51	152	155	115	138	1,598	1,559
36	Butler	342	308	132	139	584	569	101	91	146	123	44	43	1,349	1,273
	Ripley	98	91	36	34	150	147	19	23	33	28	12	16	348	339
	Circuit Total	440	399	168	173	734	716	120	114	179	151	56	59	1,697	1,612
37	Carter	25	32	11	14	73	85	18	21	12	6	20	22	159	180
	Howell	313	308	127	132	409	399	112	110	75	52	28	28	1,064	1,029
	Oregon	52	48	17	18	122	119	17	16	15	9	11	8	234	218
	Shannon	35	36	13	12	91	80	31	23	14	12	12	3	196	166
	Circuit Total	425	424	168	176	695	683	178	170	116	79	71	61	1,653	1,593
38	Christian	422	434	162	135	379	364	30	23	83	74	110	102	1,186	1,132
	Taney	329	343	51	59	306	279	20	18	63	63	47	56	816	818
	Circuit Total	751	777	213	194	685	643	50	41	146	137	157	158	2,002	1,950
39	Barry	227	222	79	65	305	303	78	75	80	67	57	60	826	792
	Lawrence	230	222	78	70	272	233	43	37	61	59	63	59	747	680
	Stone	125	148	31	43	121	122	10	10	27	37	21	26	335	386
	Circuit Total	582	592	188	178	698	658	131	122	168	163	141	145	1,908	1,858
40	McDonald	124	120	38	36	231	229	83	78	34	15	40	39	550	517
	Newton	285	279	92	74	303	288	73	73	51	46	27	20	831	780
	Circuit Total	409	399	130	110	534	517	156	151	85	61	67	59	1,381	1,297
41	Macon	79	74	22	19	40	37	9	7	25	26	12	8	187	171
	Shelby	34	47	13	6	41	43	2	2	10	8	3	4	103	110
	Circuit Total	113	121	35	25	81	80	11	9	35	34	15	12	290	281
42	Crawford	144	144	47	51	234	233	76	81	30	44	13	19	544	572
	Dent	91	87	26	19	118	123	44	44	18	11	9	10	306	294
	Iron	37	48	18	21	88	79	21	23	19	18	5	14	188	203
	Reynolds	30	34	11	8	52	44	8	8	10	7	6	5	117	106
	Wayne	72	71	13	15	107	90	0	3	22	25	22	13	236	217
	Circuit Total	374	384	115	114	599	569	149	159	99	105	55	61	1,391	1,392
43	Caldwell	38	50	20	16	38	37	11	13	15	14	7	6	129	136
	Clinton	111	73	17	24	87	92	0	0	31	24	14	19	260	232
	Daviess	31	36	15	10	37	22	0	0	18	18	7	4	108	90
	DeKalb	37	47	10	10	33	35	6	8	14	20	5	5	105	125
	Livingston	75	85	26	36	93	99	13	15	34	46	23	21	264	302
	Circuit Total	292	291	88	96	288	285	30	36	112	122	56	55	866	885
44	Douglas	74	84	28	29	107	111	94	91	20	15	10	14	333	344
	Ozark	36	29	9	9	95	92	22	23	5	6	9	10	176	169
	Wright	127	137	25	26	173	170	30	29	20	27	14	16	389	405
	Circuit Total	237	250	62	64	375	373	146	143	45	48	33	40	898	918
45	Lincoln	227	222	77	68	519	519	113	112	92	82	62	62	1,090	1,065
	Pike	70	60	24	26	132	129	30	29	32	23	10	8	298	275
	Circuit Total	297	282	101	94	651	648	143	141	124	105	72	70	1,388	1,340
STATE TOTAL		27,997	27,970	9,302	8,750	44,955	44,023	8,733	8,525	10,333	9,503	10,664	10,169	111,922	108,940

**Table 43**  
**Probate Division, FY 2012**  
**Probate Estate Cases Filed and Disposed by Case Type**

Cir. No.		County		Decedents' Estates										Incapacitated/Disabled				Minors				TOTAL	
				Supervised				Unsupervised				Full		Limited		Full		Limited					
				With Will		Without Will		With Will		Without Will		Full		Limited		Full		Limited		F	D		
F	D	F	D	F	D	F	D	F	D	F	D	F	D	F	D	F	D	F	D				
1	Clark	5	13	2	5	1	1	0	0	5	3	0	0	4	5	0	0	17	27				
	Schulyer	3	1	3	0	0	0	0	0	4	3	0	0	0	3	0	0	10	7				
	Scotland	3	3	4	3	2	5	0	0	4	3	0	0	2	2	0	0	15	16				
	Circuit Total	11	17	9	8	3	6	0	0	13	9	0	0	6	10	0	0	42	50				
2	Adair	4	6	6	7	1	5	0	1	10	9	4	1	16	18	0	0	41	47				
	Knox	5	5	2	0	1	0	0	0	1	1	0	0	0	3	0	0	9	9				
	Lewis	7	10	4	5	2	2	1	0	6	3	0	0	10	4	0	0	30	24				
	Circuit Total	16	21	12	12	4	7	1	1	17	13	4	1	26	25	0	0	80	80				
3	Grundy	4	3	2	3	2	2	1	0	10	3	0	0	12	7	0	0	31	18				
	Harrison	3	5	5	1	0	4	0	2	16	7	0	1	12	8	6	6	42	34				
	Mercer	5	2	2	2	1	0	0	0	4	5	0	0	1	1	0	0	13	10				
	Putnam	8	3	3	2	0	0	2	0	3	2	0	0	7	5	0	0	23	12				
	Circuit Total	20	13	12	8	3	6	3	2	33	17	0	1	32	21	6	6	109	74				
4	Atchison	1	1	1	0	6	6	6	3	9	2	1	2	3	1	0	0	27	15				
	Gentry	1	1	3	4	2	0	0	0	12	10	0	0	7	2	0	0	25	17				
	Holt	0	2	3	2	1	2	0	1	1	5	0	0	2	1	0	0	7	13				
	Nodaway	17	12	10	7	0	1	1	0	18	10	1	0	4	4	2	0	53	34				
	Worth	2	1	0	0	0	1	0	0	0	1	0	0	4	1	0	0	6	4				
	Circuit Total	21	17	17	13	9	10	7	4	40	28	2	2	20	9	2	0	118	83				
5	Andrew	0	2	8	0	4	0	4	1	8	7	0	0	8	6	0	0	32	16				
	Buchanan	11	20	23	21	21	17	12	8	113	93	1	2	104	58	0	0	285	219				
	Circuit Total	11	22	31	21	25	17	16	9	121	100	1	2	112	64	0	0	317	235				
6	Platte	7	3	7	8	33	30	9	7	55	36	0	1	39	22	0	0	150	107				
	Circuit Total	7	3	7	8	33	30	9	7	55	36	0	1	39	22	0	0	150	107				
7	Clay	24	23	24	15	61	47	34	31	76	57	3	4	108	79	0	1	330	257				
	Circuit Total	24	23	24	15	61	47	34	31	76	57	3	4	108	79	0	1	330	257				
8	Carroll	7	19	4	6	1	1	0	0	13	12	0	0	6	10	5	0	36	48				
	Ray	5	6	10	11	5	8	2	3	15	12	0	1	20	19	0	0	57	60				
	Circuit Total	12	25	14	17	6	9	2	3	28	24	0	1	26	29	5	0	93	108				
9	Chariton	4	2	7	2	3	2	1	0	4	1	0	0	5	1	0	0	24	8				
	Linn	1	4	4	5	5	3	1	2	16	4	0	0	3	7	0	0	30	25				
	Sullivan	6	8	1	1	0	0	0	1	3	2	0	0	2	5	0	0	12	17				
	Circuit Total	11	14	12	8	8	5	2	3	23	7	0	0	10	13	0	0	66	50				
10	Marion	14	15	9	7	5	0	1	0	31	18	1	1	15	8	0	0	76	49				
	Monroe	6	8	4	0	1	3	0	0	10	6	0	0	10	6	0	0	31	23				
	Ralls	2	6	3	6	3	2	0	0	8	3	0	0	11	5	0	0	27	22				
	Circuit Total	22	29	16	13	9	5	1	0	49	27	1	1	36	19	0	0	134	94				
11	St. Charles	2	6	10	5	131	114	50	44	93	55	8	1	117	111	133	117	544	453				
	Circuit Total	2	6	10	5	131	114	50	44	93	55	8	1	117	111	133	117	544	453				
12	Audrain	2	3	6	3	10	11	8	5	6	7	0	0	8	14	0	0	40	43				
	Montgomery	3	13	1	3	0	1	1	0	8	4	0	0	9	10	0	0	22	31				
	Warren	6	20	2	9	8	12	0	11	11	19	0	0	16	45	1	1	44	117				
	Circuit Total	11	36	9	15	18	24	9	16	25	30	0	0	33	69	1	1	106	191				
13	Boone	2	6	13	17	44	58	19	9	55	41	2	2	68	34	0	0	203	167				
	Callaway	12	21	7	17	1	3	5	2	20	33	0	0	26	28	1	1	72	105				
	Circuit Total	14	27	20	34	45	61	24	11	75	74	2	2	94	62	1	1	275	272				
14	Howard	3	4	3	2	1	1	0	0	16	4	0	0	7	2	0	0	30	13				
	Randolph	5	6	5	5	3	3	2	3	13	4	0	1	17	11	0	0	45	33				
	Circuit Total	8	10	8	7	4	4	2	3	29	8	0	1	24	13	0	0	75	46				
15	Lafayette	17	24	11	10	3	1	3	2	14	13	0	2	22	17	0	0	70	69				
	Saline	13	10	5	5	0	2	4	1	16	14	0	0	17	9	0	0	55	41				
	Circuit Total	30	34	16	15	3	3	7	3	30	27	0	2	39	26	0	0	125	110				
16	Jackson	29	29	73	80	216	240	132	147	356	254	8	12	484	472	73	58	1,371	1,292				
	Circuit Total	29	29	73	80	216	240	132	147	356	254	8	12	484	472	73	58	1,371	1,292				
17	Cass	9	6	7	13	25	35	9	16	22	26	1	0	53	54	3	2	129	152				
	Johnson	5	13	10	12	8	10	7	6	20	7	0	2	23	23	0	0	73	73				
	Circuit Total	14	19	17	25	33	45	16	22	42	33	1	2	76	77	3	2	202	225				
18	Cooper	11	9	12	6	0	1	0	1	13	14	0	1	3	10	0	0	39	42				
	Pettis	22	19	8	10	2	3	0	2	60	50	1	0	27	14	1	0	121	98				
	Circuit Total	33	28	20	16	2	4	0	3	73	64	1	1	30	24	1	0	160	140				
19	Cole	15	8	14	6	21	7	11	3	43	27	0	0	35	22	0	0	139	73				
	Circuit Total	15	8	14	6	21	7	11	3	43	27	0	0	35	22	0	0	139	73				
20	Franklin	15	18	14	14	23	22	8	19	41	21	1	0	102	43	0	0	204	137				
	Gasconade	5	9	2	4	1	1	1	0	5	5	0	0	13	10	0	0	27	29				
	Osage	9	6	4	4	4	0	1	0	11	14	0	0	4	5	0	0	33	29				
	Circuit Total	29	33	20	22	28	23	10	19	57	40	1	0	119	58	0	0	264	195				
21	St. Louis County	12	15	36	63	639	601	204	209	231	151	4	4	251	231	0	0	1,377	1,274				
	Circuit Total	12	15	36	63	639	601	204	209	231	151	4	4	251	231	0	0	1,377	1,274				
22	City of St. Louis	4	8	30	23	93	90	68	66	106	83	6	3	93	138	0	0	400	411				
	Circuit Total	4	8	30	23	93	90	68	66	106	83	6	3	93	138	0	0	400	411				
23	Jefferson	4	1	14	17	61	22	38	11	89	52	5	0	173	76	2	0	386	179				
	Circuit Total	4	1	14	17	61	22	38	11	89	52	5	0	173	76	2	0	386	179				
24	Madison	3	2	1	2	0	1	0	0	7	6	0	0	4	8	0	0	15	19				
	St. Francois	15	16	14	17	12	9	4	8	37	28	0	0	47	51	3	6	132	135				
	Ste. Genevieve	2	8	7	10	6	4	1	1	11	14	0	0	7	10	0	0	34	47				
	Washington	0	0	2	1	5	3	2	1	21	10	0	0	7	13	0	0	37	28				
	Circuit Total	20	26	24	30	23	17	7	10	76	58	0	0	65	82	3	6	218	282				

**Table 43**  
**Probate Division, FY 2012**  
**Probate Estate Cases Filed and Disposed by Case Type**

Cir. No.	County	Decedents' Estates										Incapacitated/Disabled						Minors				TOTAL	
		Supervised				Unsupervised																	
		With Will		Without Will		With Will		Without Will		Full		Limited		Full		Limited		F	D				
F	D	F	D	F	D	F	D	F	D	F	D	F	D	F	D	F	D						
25	Maries	2	3	3	4	0	1	0	0	10	4	0	0	1	3	0	0	16	15				
	Phelps	8	3	7	10	8	7	1	4	35	29	0	0	34	28	0	0	93	81				
	Pulaski	9	7	14	5	6	6	3	4	29	17	0	0	39	44	0	0	100	83				
	Texas	8	6	9	4	2	0	2	0	15	7	0	1	36	16	0	0	72	34				
	Circuit Total	27	19	33	23	16	14	6	8	89	57	0	1	110	91	0	0	281	213				
26	Camden	17	10	8	10	18	11	7	5	14	6	0	0	17	23	0	0	81	65				
	Laclede	2	1	6	3	11	5	11	5	22	10	0	0	56	24	0	0	108	48				
	Miller	1	3	7	1	7	5	2	4	13	13	0	1	22	26	0	0	52	53				
	Moniteau	4	7	3	3	1	0	0	2	3	6	0	0	10	17	0	0	21	35				
	Morgan	8	3	10	10	3	2	3	0	13	11	0	0	9	2	0	0	46	28				
	Circuit Total	32	24	34	27	40	23	23	16	65	46	0	1	114	92	0	0	308	229				
27	Bates	11	7	10	3	3	4	2	1	19	9	0	0	15	17	0	0	60	41				
	Henry	6	4	8	10	10	14	2	3	33	30	0	0	23	12	0	0	82	73				
	St. Clair	5	1	3	2	4	2	4	2	5	9	2	0	23	10	0	0	46	26				
	Circuit Total	22	12	21	15	17	20	8	6	57	48	2	0	61	39	0	0	188	140				
28	Barton	9	3	3	2	0	0	0	1	16	13	0	0	14	8	0	0	42	27				
	Cedar	5	4	6	12	2	0	1	2	13	12	0	0	6	12	0	0	33	42				
	Dade	3	5	4	2	0	0	2	0	7	4	0	1	2	4	0	0	18	16				
	Vernon	4	5	7	8	5	4	3	3	27	32	1	1	23	26	0	0	70	79				
	Circuit Total	21	17	20	24	7	4	6	6	63	61	1	2	45	50	0	0	163	164				
29	Jasper	38	41	29	34	15	3	12	13	81	80	0	1	98	82	2	1	275	255				
	Circuit Total	38	41	29	34	15	3	12	13	81	80	0	1	98	82	2	1	275	255				
30	Benton	6	11	9	6	3	0	2	1	24	18	0	0	29	10	0	0	73	46				
	Dallas	2	5	4	3	1	0	0	1	12	7	0	0	10	2	0	0	29	18				
	Hickory	1	4	1	4	8	2	1	1	9	4	0	0	8	7	0	0	28	22				
	Polk	3	3	6	5	3	3	2	5	25	24	0	0	27	26	0	0	66	66				
	Webster	4	9	6	12	2	6	3	1	22	21	0	1	19	14	0	0	56	64				
	Circuit Total	16	32	26	30	17	11	8	9	92	74	0	1	93	59	0	0	252	216				
31	Greene	54	62	44	54	36	28	14	21	123	88	3	7	142	113	0	0	416	373				
	Circuit Total	54	62	44	54	36	28	14	21	123	88	3	7	142	113	0	0	416	373				
32	Bollinger	6	3	2	7	2	1	0	1	11	6	0	0	7	17	0	1	28	36				
	Cape Girardeau	16	12	10	19	18	14	10	3	81	34	1	0	40	25	0	0	176	107				
	Perry	4	6	8	0	5	7	2	2	19	13	0	0	11	6	0	0	49	34				
	Circuit Total	26	21	20	26	25	22	12	6	111	53	1	0	58	48	0	1	253	177				
33	Mississippi	4	3	3	0	4	2	3	0	14	7	0	0	29	15	0	0	57	27				
	Scott	6	7	8	8	7	7	1	3	49	36	0	0	71	27	17	15	159	103				
	Circuit Total	10	10	11	8	11	9	4	3	63	43	0	0	100	42	17	15	216	130				
34	New Madrid	9	9	7	7	3	7	4	3	24	19	1	0	11	10	0	0	59	55				
	Pemiscot	11	8	4	3	0	1	1	0	16	9	0	0	14	15	0	0	46	36				
	Circuit Total	20	17	11	10	3	8	5	3	40	28	1	0	25	25	0	0	105	91				
35	Dunklin	5	6	10	5	4	1	2	0	38	102	0	1	59	34	8	3	126	152				
	Stoddard	5	10	13	10	0	1	0	3	16	21	0	1	55	50	6	3	95	99				
	Circuit Total	10	16	23	15	4	2	2	3	54	123	0	2	114	84	14	6	221	251				
36	Butler	14	8	14	9	9	3	3	4	68	52	0	0	57	28	0	0	165	104				
	Ripley	4	6	6	7	0	0	0	0	23	23	0	1	20	9	0	0	53	46				
	Circuit Total	18	14	20	16	9	3	3	4	91	75	0	1	77	37	0	0	218	150				
37	Carter	1	0	0	0	2	0	1	0	5	5	0	0	3	5	0	0	12	10				
	Howell	17	15	10	15	1	0	1	0	45	33	0	0	33	21	0	0	107	84				
	Oregon	6	7	5	5	0	0	0	0	15	6	0	0	4	3	0	0	30	21				
	Shannon	3	1	1	4	0	0	0	0	5	5	0	0	4	2	0	0	13	12				
	Circuit Total	27	23	16	24	3	0	2	0	70	49	0	0	44	31	0	0	162	127				
38	Christian	14	16	12	5	5	2	1	3	18	14	0	1	48	53	0	0	98	94				
	Taney	15	3	12	7	9	2	3	1	22	19	0	0	20	14	3	0	84	46				
	Circuit Total	29	19	24	12	14	4	4	4	40	33	0	1	68	67	3	0	182	140				
39	Barry	27	26	16	12	1	2	1	1	36	29	0	0	27	26	4	4	112	100				
	Lawrence	11	19	7	8	2	5	2	3	29	28	2	2	18	32	2	2	73	99				
	Stone	4	5	6	3	16	8	2	5	10	9	0	0	19	10	0	0	57	40				
	Circuit Total	42	50	29	23	19	15	5	9	75	66	2	2	64	68	6	6	242	239				
40	McDonald	11	8	7	4	0	0	2	0	22	20	1	0	37	31	0	0	80	63				
	Newton	14	15	18	15	8	2	3	1	42	14	1	1	39	17	0	0	125	65				
	Circuit Total	25	23	25	19	8	2	5	1	64	34	2	1	76	48	0	0	205	128				
41	Macon	5	5	4	4	6	2	3	3	15	4	1	0	14	13	0	0	48	31				
	Shelby	6	7	0	3	1	3	1	0	1	3	0	0	4	3	0	0	13	19				
	Circuit Total	11	12	4	7	7	5	4	3	16	7	1	0	18	16	0	0	61	50				
42	Crawford	5	4	7	8	10	4	3	4	25	32	1	0	16	21	2	2	69	75				
	Dent	0	3	10	3	3	1	1	2	14	13	0	0	8	11	0	0	36	33				
	Iron	2	2	1	0	0	0	3	1	6	5	0	0	3	1	1	0	16	9				
	Reynolds	1	2	2	2	1	0	0	0	2	3	0	0	5	1	0	0	11	8				
	Wayne	2	6	5	8	2	3	1	0	11	8	0	0	13	13	0	0	34	38				
	Circuit Total	10	17	25	21	16	8	8	7	58	61	1	0	45	47	3	2	166	163				
43	Caldwell	0	0	2	1	1	0	1	1	5	5	0	0	3	5	0	0	12	12				
	Clinton	3	3	1	4	7	0	8	0	13	5	0	1	6	15	0	0	38	28				
	Daviess	2	3	2	2	1	2	2	0	7	6	0	1	1	4	0	0	15	18				
	DeKalb	0	4	1	1	4	4	2	6	12	6	0	1	5	4	0	0	24	26				
	Livingston	0	2	6	7	4	6	0	0	15	18	1	3	9	5	0	0	35	41				
	Circuit Total	5	12	12	15	17	12	13	7	52	40	1	6	24	33	0	0	124	125				
44	Douglas	5	8	3	5	0	1	2	0	10	5	0	0	15	5	0	0	35	24				
	Ozark	4	7	9	5	1	0	3	0	8	5												

**Table 44**  
**Probate Division, FY 2012**  
**Mental Health Petitions Filed and Disposed**

[illegible]

**Table 44**  
**Probate Division, FY 2012**  
**Mental Health Petitions Filed and Disposed**

[illegible]

**Table 45**  
**Probate Division, FY 2012**  
**Probate and Mental Health Abbreviated Matters Filed**

Cir. No.	County	Refusal of Letters			Small Estate Affidavits	Determin. of Heirship	Wills Admitted/Rejected	Required Administr.	Trust Estate	Wills Filed	Other JIS Probate	Aptn for 96 Hrs Detention			Total
		Spouse	Minor	Creditor								Alcohol/Drug Abuse	Mentally Disordered	Conditional Release	
1	Clark	0	0	2	5	1	1	0	0	3	4	0	4	0	20
	Schulyer	0	0	2	5	0	1	0	0	0	0	0	3	0	11
	Scotland	2	0	0	14	4	0	0	0	4	1	0	1	0	26
	Circuit Total	2	0	4	24	5	2	0	0	7	5	0	8	0	57
2	Adair	4	0	2	25	0	0	2	0	14	0	7	36	0	90
	Knox	6	0	0	7	0	0	0	0	1	0	0	1	0	15
	Lewis	1	1	0	16	0	2	2	0	10	0	0	4	0	36
	Circuit Total	11	1	2	48	0	2	4	0	25	0	7	41	0	141
3	Grundy	5	0	3	4	1	1	0	0	1	0	1	39	0	55
	Harrison	0	1	8	8	2	3	2	1	1	0	0	18	0	44
	Mercer	0	0	1	6	0	0	0	0	2	0	1	4	0	14
	Putnam	0	0	6	4	0	0	0	0	3	0	2	24	0	39
	Circuit Total	5	1	18	22	3	4	2	1	7	0	4	85	0	152
4	Atchison	0	0	0	19	0	9	0	1	0	0	1	2	0	32
	Gentry	0	0	1	9	3	1	1	0	2	0	3	3	0	23
	Holt	1	0	3	4	1	6	0	1	0	1	0	0	0	17
	Nodaway	2	0	6	18	1	8	2	4	0	0	0	144	0	185
	Worth	1	0	0	4	0	2	0	0	1	0	0	1	0	9
	Circuit Total	4	0	10	54	5	26	3	6	3	1	4	150	0	266
5	Andrew	4	0	2	9	3	8	0	2	1	0	1	4	0	34
	Buchanan	10	0	20	105	13	62	0	13	6	10	197	893	3	1,332
	Circuit Total	14	0	22	114	16	70	0	15	7	10	198	897	3	1,366
6	Platte	8	0	4	67	5	26	1	2	34	4	4	18	0	173
	Circuit Total	8	0	4	67	5	26	1	2	34	4	4	18	0	173
7	Clay	27	1	42	150	13	53	1	4	87	16	0	55	0	449
	Circuit Total	27	1	42	150	13	53	1	4	87	16	0	55	0	449
8	Carroll	1	0	0	31	5	2	1	0	13	2	0	10	0	65
	Ray	2	0	4	32	3	1	0	0	4	0	8	26	0	80
	Circuit Total	3	0	4	63	8	3	1	0	17	2	8	36	0	145
9	Chariton	2	1	2	9	0	6	1	1	3	1	6	15	0	47
	Linn	2	0	0	27	1	18	0	0	5	0	0	39	0	92
	Sullivan	1	0	1	4	0	0	0	0	2	0	8	10	0	26
	Circuit Total	5	1	3	40	1	24	1	1	10	1	14	64	0	165
10	Marion	8	0	19	30	1	12	4	1	15	1	7	38	0	136
	Monroe	0	0	2	14	1	7	1	0	4	0	0	2	0	31
	Ralls	4	0	5	10	1	0	0	0	3	0	1	3	0	27
	Circuit Total	12	0	26	54	3	19	5	1	22	1	8	43	0	194
11	St. Charles	82	5	73	148	15	56	2	7	57	4	0	175	0	624
	Circuit Total	82	5	73	148	15	56	2	7	57	4	0	175	0	624
12	Audrain	0	0	9	25	0	15	0	6	5	0	3	26	0	89
	Montgomery	4	0	3	13	1	4	1	0	9	1	1	4	0	41
	Warren	11	0	2	26	2	2	1	0	9	0	1	13	0	67
	Circuit Total	15	0	14	64	3	21	2	6	23	1	5	43	0	197
13	Boone	11	1	9	102	9	49	4	4	30	6	64	1095	0	1,384
	Callaway	6	0	6	47	6	4	1	3	2	14	2	79	4	174
	Circuit Total	17	1	15	149	15	53	5	7	32	20	66	1174	4	1,558
14	Howard	2	0	3	10	3	0	1	0	0	1	1	9	0	30
	Randolph	2	0	5	24	2	4	0	1	7	1	0	117	0	163
	Circuit Total	4	0	8	34	5	4	1	1	7	2	1	126	0	193
15	Lafayette	14	0	13	36	2	7	1	4	5	0	0	17	0	99
	Saline	11	0	5	27	0	0	0	0	7	2	1	39	0	92
	Circuit Total	25	0	18	63	2	7	1	4	12	2	1	56	0	191
16	Jackson	128	8	164	591	82	239	10	30	160	23	5	1139	0	2,579
	Circuit Total	128	8	164	591	82	239	10	30	160	23	5	1139	0	2,579
17	Cass	13	0	9	57	5	29	1	2	32	0	2	18	0	168
	Johnson	15	1	24	12	1	10	2	3	5	9	0	15	0	97
	Circuit Total	28	1	33	69	6	39	3	5	37	9	2	33	0	265
18	Cooper	7	0	3	26	3	5	0	0	3	0	0	9	0	56
	Pettis	8	1	12	40	1	5	3	1	5	6	0	87	0	169
	Circuit Total	15	1	15	66	4	10	3	1	8	6	0	96	0	225
19	Cole	15	0	7	67	1	12	0	1	38	5	0	233	0	379
	Circuit Total	15	0	7	67	1	12	0	1	38	5	0	233	0	379
20	Franklin	35	2	35	46	10	18	2	2	17	74	0	66	0	307
	Gasconade	5	1	6	17	1	18	2	0	3	2	0	3	0	58
	Osage	2	0	6	7	0	1	1	1	2	0	0	7	0	27
	Circuit Total	42	3	47	70	11	37	5	3	22	76	0	76	0	392
21	St. Louis County	231	8	278	802	83	517	33	86	480	36	0	1455	0	4,009
	Circuit Total	231	8	278	802	83	517	33	86	480	36	0	1455	0	4,009
22	City of St. Louis	54	4	73	172	52	32	6	31	61	21	6	853	17	1,382
	Circuit Total	54	4	73	172	52	32	6	31	61	21	6	853	17	1,382
23	Jefferson	34	1	22	157	12	37	3	8	20	1	0	125	0	420
	Circuit Total	34	1	22	157	12	37	3	8	20	1	0	125	0	420
24	Madison	2	0	9	9	4	1	0	1	1	0	0	7	0	34
	St. Francois	26	5	24	72	0	2	5	2	6	4	18	167	7	338
	Ste. Genevieve	10	0	6	19	4	2	0	1	3	1	1	6	0	53
	Washington	7	0	5	19	2	0	0	0	2	0	1	30	0	66
	Circuit Total	45	5	44	119	10	5	5	4	12	5	20	210	7	491



**Table 45**  
**Probate Division, FY 2012**  
**Probate and Mental Health Abbreviated Matters Filed**

Cir. No.	County	Refusal of Letters			Small Estate Affidavits	Determin. of Heirship	Wills Admitted/Rejected	Required Administr.	Trust Estate	Wills Filed	Other JIS Probate	Aptn for 96 Hrs Detention			Total
		Spouse	Minor	Creditor							Alcohol/Drug Abuse	Mentally Disordered	Conditional Release		
25	Maries	3	0	1	11	2	1	0	0	6	0	1	2	0	27
	Phelps	3	0	8	31	3	11	4	0	5	4	0	221	0	290
	Pulaski	5	0	16	23	1	3	1	1	4	3	10	42	0	109
	Texas	7	0	8	7	1	1	0	0	1	0	0	22	0	47
	Circuit Total	18	0	33	72	7	16	5	1	16	7	11	287	0	473
26	Camden	21	1	8	29	7	14	1	1	9	2	0	65	0	158
	Laclede	3	0	4	26	2	5	2	0	5	5	0	36	0	88
	Miller	14	0	10	28	2	1	0	0	2	1	0	13	0	71
	Moniteau	7	0	3	5	4	0	1	0	2	0	0	5	0	27
	Morgan	9	0	5	12	4	4	1	1	4	0	0	21	0	61
	Circuit Total	54	1	30	100	19	24	5	2	22	8	0	140	0	405
27	Bates	6	0	0	12	3	4	0	1	3	3	1	5	0	38
	Henry	1	1	3	25	2	10	0	0	0	5	3	34	0	84
	St. Clair	3	0	6	13	0	4	0	0	4	1	1	21	0	53
	Circuit Total	10	1	9	50	5	18	0	1	7	9	5	60	0	175
28	Barton	1	0	5	11	2	2	0	0	2	1	0	4	0	28
	Cedar	3	0	5	9	1	4	1	0	3	2	0	55	0	83
	Dade	3	0	1	4	0	2	0	1	3	0	0	3	0	17
	Vernon	9	0	8	20	1	8	2	0	0	2	2	4	0	56
	Circuit Total	16	0	19	44	4	16	3	1	8	5	2	66	0	184
29	Jasper	38	2	29	101	5	16	1	7	0	12	0	504	0	715
	Circuit Total	38	2	29	101	5	16	1	7	0	12	0	504	0	715
30	Benton	8	0	19	24	3	3	0	0	0	0	3	21	0	81
	Dallas	2	0	2	9	1	2	2	0	1	1	0	1	0	21
	Hickory	1	0	3	8	3	1	0	0	1	0	0	0	0	17
	Polk	8	1	8	27	4	10	0	0	3	3	0	184	0	248
	Webster	8	0	6	15	3	7	0	0	1	2	0	4	0	46
	Circuit Total	27	1	38	83	14	23	2	0	6	6	3	210	0	413
31	Greene	89	5	85	196	22	108	13	18	131	10	0	568	0	1,245
	Circuit Total	89	5	85	196	22	108	13	18	131	10	0	568	0	1,245
32	Bollinger	5	0	2	7	0	0	0	0	1	0	0	5	0	20
	Cape Girardeau	13	0	10	69	0	33	0	2	23	1	13	119	0	283
	Perry	5	0	7	20	0	2	1	0	5	0	2	27	0	69
	Circuit Total	23	0	19	96	0	35	1	2	29	1	15	151	0	372
33	Mississippi	6	0	7	14	1	7	1	0	0	0	3	13	0	52
	Scott	8	0	8	29	0	12	1	2	6	2	2	56	0	126
	Circuit Total	14	0	15	43	1	19	2	2	6	2	5	69	0	178
34	New Madrid	5	1	2	14	2	1	0	1	1	1	0	22	0	50
	Pemiscot	3	0	1	22	2	0	0	1	0	0	0	13	0	42
	Circuit Total	8	1	3	36	4	1	0	2	1	1	0	35	0	92
35	Dunklin	4	0	8	38	4	0	1	0	2	2	0	79	0	138
	Stoddard	8	0	11	21	0	0	0	0	4	0	11	34	0	89
	Circuit Total	12	0	19	59	4	0	1	0	6	2	11	113	0	227
36	Butler	10	1	13	35	1	0	2	0	4	0	78	80	0	224
	Ripley	6	0	2	9	0	0	0	2	0	1	1	6	0	27
	Circuit Total	16	1	15	44	1	0	2	2	4	1	79	86	0	251
37	Carter	1	0	2	5	1	1	0	0	1	0	0	10	0	21
	Howell	6	0	5	36	1	16	0	2	2	0	0	454	0	522
	Oregon	2	0	1	8	1	0	0	0	2	1	2	6	0	23
	Shannon	4	0	0	9	1	0	0	0	1	0	2	3	0	20
	Circuit Total	13	0	8	58	4	17	0	2	6	1	4	473	0	586
38	Christian	19	1	20	26	3	8	1	3	18	1	0	3	0	103
	Taney	21	0	19	53	3	18	2	3	4	13	1	19	0	156
	Circuit Total	40	1	39	79	6	26	3	6	22	14	1	22	0	259
39	Barry	3	0	8	29	11	2	0	3	4	2	0	7	0	69
	Lawrence	8	0	9	32	1	8	1	1	11	1	3	3	0	78
	Stone	2	0	0	27	1	8	2	0	3	2	0	2	0	47
	Circuit Total	13	0	17	88	13	18	3	4	18	5	3	12	0	194
40	McDonald	7	0	4	10	8	1	0	0	2	2	1	5	0	40
	Newton	17	1	33	45	4	10	5	5	8	1	0	985	0	1,114
	Circuit Total	24	1	37	55	12	11	5	5	10	3	1	990	0	1,154
41	Macon	9	0	6	25	1	3	0	0	9	0	0	43	0	96
	Shelby	6	0	2	7	0	6	0	0	3	0	0	2	0	26
	Circuit Total	15	0	8	32	1	9	0	0	12	0	0	45	0	122
42	Crawford	18	0	13	18	3	5	0	1	4	1	0	137	0	200
	Dent	12	0	7	9	0	1	5	1	4	0	0	52	0	91
	Iron	3	0	10	7	0	0	1	0	1	1	4	15	0	42
	Reynolds	3	0	1	11	2	0	0	0	0	2	1	3	0	23
	Wayne	5	0	4	10	1	0	0	0	8	1	1	15	0	45
	Circuit Total	41	0	35	55	6	6	6	2	17	5	6	222	0	401
43	Caldwell	6	0	8	7	0	2	0	0	0	0	3	6	0	32
	Clinton	1	0	6	16	1	5	0	1	0	0	0	5	0	35
	Daviess	3	0	1	6	2	1	1	0	1	0	0	7	0	22
	DeKalb	0	0	3	13	0	1	0	0	0	0	0	2	0	19
	Livingston	5	0	5	17	2	1	0	0	5	0	3	30	0	68
	Circuit Total	15	0	23	59	5	10	1	1	6	0	6	50	0	176
44	Douglas	3	0	1	11	1	1	2	0	1	1	4	6	0	31
	Ozark	1	0	3	15	0	0	1	0	3	0	0	4	0	27
	Wright	7	0	1	16	2	1	1	0	8	1	0	21	0	58
	Circuit Total	11	0	5	42	3	2	4	0	12	2	4	31	0	116
45	Lincoln	21	2	12	22	9	8	0	3	22	1	0	17	0	117
	Pike	4	0	8	19	2	2	0	1	7	0	0	11	0	54
	Circuit Total	25	2	20	41	11	10	0	4	29	1	0	28	0	171
STATE TOTAL		1,348	57	1,452	4,640	507	1,683	154	286	1,556	346	509	11,353	31	23,922

**Table 46**  
**Associate and Circuit Court, FY 2012**  
**Civil Non-Case Case Types Filed**

Cir. No.	County	Transcript Judgment	Admin Order	Admin Order Modification	Mechanics Lien	Contraband Destruction Order	Foreign/Non-Case Document	Transfer of Prob Sprvsn	Motion to Withdraw Guilty Plea	Cert of Lien-DOR Taxes	Search Warrant Invst Sbnpa	Total
1	Clark	11	26	0	2	0	0	0	1	50	37	127
	Schulyer	32	11	0	1	0	0	0	0	33	9	86
	Scotland	15	11	0	0	0	0	0	0	51	12	89
	<b>Circuit Total</b>	<b>58</b>	<b>48</b>	<b>0</b>	<b>3</b>	<b>0</b>	<b>0</b>	<b>0</b>	<b>1</b>	<b>134</b>	<b>58</b>	<b>302</b>
2	Adair	192	38	0	1	0	0	0	1	244	0	476
	Knox	27	6	0	0	0	0	0	1	41	9	84
	Lewis	73	24	0	1	0	1	0	0	127	0	226
	<b>Circuit Total</b>	<b>292</b>	<b>68</b>	<b>0</b>	<b>2</b>	<b>0</b>	<b>1</b>	<b>0</b>	<b>2</b>	<b>412</b>	<b>9</b>	<b>786</b>
3	Grundy	53	18	2	4	0	0	0	0	93	8	178
	Harrison	52	16	1	3	0	0	0	3	93	0	168
	Mercer	8	3	0	0	0	0	0	0	16	0	27
	Putnam	33	10	1	0	0	0	0	0	50	15	109
	<b>Circuit Total</b>	<b>146</b>	<b>47</b>	<b>4</b>	<b>7</b>	<b>0</b>	<b>0</b>	<b>0</b>	<b>3</b>	<b>252</b>	<b>23</b>	<b>482</b>
4	Atchison	26	3	1	0	0	0	0	0	83	0	113
	Gentry	55	10	0	1	0	0	0	0	125	0	191
	Holt	32	9	2	1	0	1	0	0	56	4	105
	Nodaway	83	22	5	3	0	0	0	0	121	0	234
	Worth	9	3	0	0	0	0	0	0	19	0	31
	<b>Circuit Total</b>	<b>205</b>	<b>47</b>	<b>8</b>	<b>5</b>	<b>0</b>	<b>1</b>	<b>0</b>	<b>0</b>	<b>404</b>	<b>4</b>	<b>674</b>
5	Andrew	139	17	0	0	0	0	0	1	134	0	291
	Buchanan	1,226	402	0	7	0	40	0	0	1,289	117	3,081
	<b>Circuit Total</b>	<b>1,365</b>	<b>419</b>	<b>0</b>	<b>7</b>	<b>0</b>	<b>40</b>	<b>0</b>	<b>1</b>	<b>1,423</b>	<b>117</b>	<b>3,372</b>
6	Platte	814	74	30	28	0	12	0	17	1,620	0	2,595
	<b>Circuit Total</b>	<b>814</b>	<b>74</b>	<b>30</b>	<b>28</b>	<b>0</b>	<b>12</b>	<b>0</b>	<b>17</b>	<b>1,620</b>	<b>0</b>	<b>2,595</b>
7	Clay	2,678	0	1	76	0	0	0	11	3,253	0	6,019
	<b>Circuit Total</b>	<b>2,678</b>	<b>0</b>	<b>1</b>	<b>76</b>	<b>0</b>	<b>0</b>	<b>0</b>	<b>11</b>	<b>3,253</b>	<b>0</b>	<b>6,019</b>
8	Carroll	72	15	0	0	0	0	0	0	128	25	240
	Ray	157	65	0	5	0	5	1	0	280	32	545
	<b>Circuit Total</b>	<b>229</b>	<b>80</b>	<b>0</b>	<b>5</b>	<b>0</b>	<b>5</b>	<b>1</b>	<b>0</b>	<b>408</b>	<b>57</b>	<b>785</b>
9	Chariton	42	18	0	0	0	1	0	2	73	32	168
	Linn	66	43	8	2	0	0	0	5	151	0	275
	Sullivan	54	8	0	2	0	0	0	0	99	7	170
	<b>Circuit Total</b>	<b>162</b>	<b>69</b>	<b>8</b>	<b>4</b>	<b>0</b>	<b>1</b>	<b>0</b>	<b>7</b>	<b>323</b>	<b>39</b>	<b>613</b>
10	Marion	260	70	4	1	0	0	0	1	275	44	655
	Monroe	63	14	0	0	0	0	0	1	79	15	172
	Ralls	65	17	0	2	0	0	0	0	66	9	159
	<b>Circuit Total</b>	<b>388</b>	<b>101</b>	<b>4</b>	<b>3</b>	<b>0</b>	<b>0</b>	<b>0</b>	<b>2</b>	<b>420</b>	<b>68</b>	<b>986</b>
11	St. Charles	2,887	557	0	57	0	4	0	0	5,734	474	9,713
	<b>Circuit Total</b>	<b>2,887</b>	<b>557</b>	<b>0</b>	<b>57</b>	<b>0</b>	<b>4</b>	<b>0</b>	<b>0</b>	<b>5,734</b>	<b>474</b>	<b>9,713</b>
12	Audrain	219	41	0	2	0	21	0	0	220	40	543
	Montgomery	112	45	0	1	0	0	0	6	152	38	354
	Warren	259	116	0	4	0	1	0	0	417	52	849
	<b>Circuit Total</b>	<b>590</b>	<b>202</b>	<b>0</b>	<b>7</b>	<b>0</b>	<b>22</b>	<b>0</b>	<b>6</b>	<b>789</b>	<b>130</b>	<b>1,746</b>
13	Boone	1,019	369	2	19	0	223	0	9	2,049	257	3,947
	Callaway	294	114	0	18	0	0	0	0	443	78	947
	<b>Circuit Total</b>	<b>1,313</b>	<b>483</b>	<b>2</b>	<b>37</b>	<b>0</b>	<b>223</b>	<b>0</b>	<b>9</b>	<b>2,492</b>	<b>335</b>	<b>4,894</b>
14	Howard	55	39	0	0	0	0	0	0	85	72	251
	Randolph	322	96	0	18	0	40	0	6	271	298	1,051
	<b>Circuit Total</b>	<b>377</b>	<b>135</b>	<b>0</b>	<b>18</b>	<b>0</b>	<b>40</b>	<b>0</b>	<b>6</b>	<b>356</b>	<b>370</b>	<b>1,302</b>
15	Lafayette	213	79	2	8	0	0	0	11	448	63	824
	Saline	163	88	28	6	0	0	0	0	282	0	567
	<b>Circuit Total</b>	<b>376</b>	<b>167</b>	<b>30</b>	<b>14</b>	<b>0</b>	<b>0</b>	<b>0</b>	<b>11</b>	<b>730</b>	<b>63</b>	<b>1,391</b>
16	Jackson	6,685	1,974	0	207	0	8,410	4	0	16,890	1,398	35,568
	<b>Circuit Total</b>	<b>6,685</b>	<b>1,974</b>	<b>0</b>	<b>207</b>	<b>0</b>	<b>8,410</b>	<b>4</b>	<b>0</b>	<b>16,890</b>	<b>1,398</b>	<b>35,568</b>
17	Cass	563	231	0	18	0	1	0	2	1,609	92	2,516
	Johnson	310	89	0	8	0	0	0	9	616	60	1,092
	<b>Circuit Total</b>	<b>873</b>	<b>320</b>	<b>0</b>	<b>26</b>	<b>0</b>	<b>1</b>	<b>0</b>	<b>11</b>	<b>2,225</b>	<b>152</b>	<b>3,608</b>
18	Cooper	125	53	0	0	0	18	0	0	199	7	402
	Pettis	411	101	0	4	0	0	0	2	529	66	1,113
	<b>Circuit Total</b>	<b>536</b>	<b>154</b>	<b>0</b>	<b>4</b>	<b>0</b>	<b>18</b>	<b>0</b>	<b>2</b>	<b>728</b>	<b>73</b>	<b>1,515</b>
19	Cole	3,927	187	1	15	0	2	0	3	862	0	4,997
	<b>Circuit Total</b>	<b>3,927</b>	<b>187</b>	<b>1</b>	<b>15</b>	<b>0</b>	<b>2</b>	<b>0</b>	<b>3</b>	<b>862</b>	<b>0</b>	<b>4,997</b>
20	Franklin	829	311	0	8	1	7	0	0	1,407	71	2,634
	Gasconade	84	37	1	0	0	0	0	0	165	32	319
	Osage	79	17	0	1	0	0	0	0	119	28	244
	<b>Circuit Total</b>	<b>992</b>	<b>365</b>	<b>1</b>	<b>9</b>	<b>1</b>	<b>7</b>	<b>0</b>	<b>0</b>	<b>1,691</b>	<b>131</b>	<b>3,197</b>
21	St. Louis County	11,657	2,699	0	203	0	16	0	0	18,030	433	33,038
	<b>Circuit Total</b>	<b>11,657</b>	<b>2,699</b>	<b>0</b>	<b>203</b>	<b>0</b>	<b>16</b>	<b>0</b>	<b>0</b>	<b>18,030</b>	<b>433</b>	<b>33,038</b>
22	City of St. Louis	5,575	1,103	4	69	4	27	0	0	9,631	376	16,789
	<b>Circuit Total</b>	<b>5,575</b>	<b>1,103</b>	<b>4</b>	<b>69</b>	<b>4</b>	<b>27</b>	<b>0</b>	<b>0</b>	<b>9,631</b>	<b>376</b>	<b>16,789</b>
23	Jefferson	2,165	515	1	43	0	6	0	0	3,061	0	5,791
	<b>Circuit Total</b>	<b>2,165</b>	<b>515</b>	<b>1</b>	<b>43</b>	<b>0</b>	<b>6</b>	<b>0</b>	<b>0</b>	<b>3,061</b>	<b>0</b>	<b>5,791</b>
24	Madison	101	0	0	2	0	0	0	0	166	0	269
	St. Francois	660	294	0	12	0	0	0	0	796	0	1,762
	Ste. Genevieve	161	39	0	2	0	1	0	2	145	0	350
	Washington	439	101	0	2	0	1	0	0	0	15	558
	<b>Circuit Total</b>	<b>1,361</b>	<b>434</b>	<b>0</b>	<b>18</b>	<b>0</b>	<b>2</b>	<b>0</b>	<b>2</b>	<b>1,107</b>	<b>15</b>	<b>2,939</b>

**Table 46**  
**Associate and Circuit Court, FY 2012**  
**Civil Non-Case Case Types Filed**

Cir. No.	County	Transcript Judgment	Admin Order	Admin Order Modification	Mechanics Lien	Contraband Destruction Order	Foreign/Non-Case Document	Transfer of Prob Sprvsn	Motion to Withdraw Guilty Plea	Cert of Lien-DOR Taxes	Search Warrant Invst Sbnpa	Total
25	Maries	47	24	1	0	0	0	0	0	74	0	146
	Phelps	254	167	1	8	0	3	0	4	500	117	1,054
	Pulaski	249	128	0	13	0	0	0	0	608	0	998
	Texas	206	51	0	2	0	0	0	4	249	0	512
	<b>Circuit Total</b>	<b>756</b>	<b>370</b>	<b>2</b>	<b>23</b>	<b>0</b>	<b>3</b>	<b>0</b>	<b>8</b>	<b>1,431</b>	<b>117</b>	<b>2,710</b>
26	Camden	491	96	0	21	0	2	0	0	773	0	1,383
	Laclede	235	145	2	6	0	2	0	2	462	70	924
	Miller	264	75	0	15	0	2	0	0	437	38	831
	Moniteau	64	25	0	0	0	3	0	0	128	21	241
	Morgan	132	15	0	0	0	1	0	0	255	53	456
	<b>Circuit Total</b>	<b>1,186</b>	<b>356</b>	<b>2</b>	<b>42</b>	<b>0</b>	<b>10</b>	<b>0</b>	<b>2</b>	<b>2,055</b>	<b>182</b>	<b>3,835</b>
27	Bates	102	32	0	2	0	0	0	2	264	0	402
	Henry	184	64	15	1	9	0	0	0	308	58	639
	St. Clair	72	23	4	1	0	0	0	0	118	12	230
	<b>Circuit Total</b>	<b>358</b>	<b>119</b>	<b>19</b>	<b>4</b>	<b>9</b>	<b>0</b>	<b>0</b>	<b>2</b>	<b>690</b>	<b>70</b>	<b>1,271</b>
28	Barton	135	25	0	4	0	3	0	0	103	0	270
	Cedar	72	39	1	3	0	1	0	0	98	19	233
	Dade	48	23	0	2	0	1	0	0	93	22	189
	Vernon	139	68	10	3	0	0	0	0	267	172	659
	<b>Circuit Total</b>	<b>394</b>	<b>155</b>	<b>11</b>	<b>12</b>	<b>0</b>	<b>5</b>	<b>0</b>	<b>0</b>	<b>561</b>	<b>213</b>	<b>1,351</b>
29	Jasper	1,051	412	63	52	0	216	0	0	1,729	61	3,584
	<b>Circuit Total</b>	<b>1,051</b>	<b>412</b>	<b>63</b>	<b>52</b>	<b>0</b>	<b>216</b>	<b>0</b>	<b>0</b>	<b>1,729</b>	<b>61</b>	<b>3,584</b>
30	Benton	151	37	0	2	0	0	0	0	238	32	460
	Dallas	124	76	3	0	0	0	0	0	174	45	422
	Hickory	59	19	0	1	0	0	0	0	160	19	258
	Polk	239	0	0	3	0	0	0	0	356	70	668
	Webster	301	75	0	5	0	1	0	0	444	0	826
	<b>Circuit Total</b>	<b>874</b>	<b>207</b>	<b>3</b>	<b>11</b>	<b>0</b>	<b>1</b>	<b>0</b>	<b>0</b>	<b>1,372</b>	<b>166</b>	<b>2,634</b>
31	Greene	2,079	852	0	55	0	20	0	6	4,187	387	7,586
	<b>Circuit Total</b>	<b>2,079</b>	<b>852</b>	<b>0</b>	<b>55</b>	<b>0</b>	<b>20</b>	<b>0</b>	<b>6</b>	<b>4,187</b>	<b>387</b>	<b>7,586</b>
32	Bollinger	120	48	1	0	0	0	0	0	94	10	273
	Cape Girardeau	928	211	44	7	0	0	0	0	1,014	87	2,291
	Perry	146	47	0	0	0	0	0	2	174	23	392
	<b>Circuit Total</b>	<b>1,194</b>	<b>306</b>	<b>45</b>	<b>7</b>	<b>0</b>	<b>0</b>	<b>0</b>	<b>2</b>	<b>1,282</b>	<b>120</b>	<b>2,956</b>
33	Mississippi	251	67	30	0	0	0	0	0	223	13	584
	Scott	635	193	65	3	10	0	0	0	528	177	1,611
	<b>Circuit Total</b>	<b>886</b>	<b>260</b>	<b>95</b>	<b>3</b>	<b>10</b>	<b>0</b>	<b>0</b>	<b>0</b>	<b>751</b>	<b>190</b>	<b>2,195</b>
34	New Madrid	186	69	29	1	0	6	0	2	197	26	516
	Pemiscot	234	130	0	1	0	0	0	1	353	0	719
	<b>Circuit Total</b>	<b>420</b>	<b>199</b>	<b>29</b>	<b>2</b>	<b>0</b>	<b>6</b>	<b>0</b>	<b>3</b>	<b>550</b>	<b>26</b>	<b>1,235</b>
35	Dunklin	157	198	43	0	0	0	0	0	476	22	896
	Stoddard	353	123	0	1	0	0	0	0	339	0	816
	<b>Circuit Total</b>	<b>510</b>	<b>321</b>	<b>43</b>	<b>1</b>	<b>0</b>	<b>0</b>	<b>0</b>	<b>0</b>	<b>815</b>	<b>22</b>	<b>1,712</b>
36	Butler	375	170	10	3	0	0	0	0	589	149	1,296
	Ripley	156	50	0	0	0	4	0	0	172	29	411
	<b>Circuit Total</b>	<b>531</b>	<b>220</b>	<b>10</b>	<b>3</b>	<b>0</b>	<b>4</b>	<b>0</b>	<b>0</b>	<b>761</b>	<b>178</b>	<b>1,707</b>
37	Carter	39	1	0	0	0	0	0	0	122	6	168
	Howell	268	97	0	2	0	0	0	1	464	47	879
	Oregon	40	25	0	0	0	4	0	0	91	15	175
	Shannon	14	0	0	0	0	0	0	0	105	4	123
	<b>Circuit Total</b>	<b>361</b>	<b>123</b>	<b>0</b>	<b>2</b>	<b>0</b>	<b>4</b>	<b>0</b>	<b>1</b>	<b>782</b>	<b>72</b>	<b>1,345</b>
38	Christian	695	219	0	7	0	0	0	0	1,236	29	2,186
	Taney	768	178	0	24	0	25	0	0	1,297	0	2,292
	<b>Circuit Total</b>	<b>1,463</b>	<b>397</b>	<b>0</b>	<b>31</b>	<b>0</b>	<b>25</b>	<b>0</b>	<b>0</b>	<b>2,533</b>	<b>29</b>	<b>4,478</b>
39	Barry	100	165	0	5	0	0	0	0	495	56	821
	Lawrence	268	137	0	3	1	0	0	2	407	79	897
	Stone	310	112	0	16	0	1	0	0	497	70	1,006
	<b>Circuit Total</b>	<b>678</b>	<b>414</b>	<b>0</b>	<b>24</b>	<b>1</b>	<b>1</b>	<b>0</b>	<b>2</b>	<b>1,399</b>	<b>205</b>	<b>2,724</b>
40	McDonald	163	58	0	3	0	0	0	0	353	44	621
	Newton	518	152	0	4	0	0	0	2	737	0	1,413
	<b>Circuit Total</b>	<b>681</b>	<b>210</b>	<b>0</b>	<b>7</b>	<b>0</b>	<b>0</b>	<b>0</b>	<b>2</b>	<b>1,090</b>	<b>44</b>	<b>2,034</b>
41	Macon	101	33	0	3	0	0	0	0	106	80	323
	Shelby	29	15	1	0	0	0	0	0	69	0	114
	<b>Circuit Total</b>	<b>130</b>	<b>48</b>	<b>1</b>	<b>3</b>	<b>0</b>	<b>0</b>	<b>0</b>	<b>0</b>	<b>175</b>	<b>80</b>	<b>437</b>
42	Crawford	176	106	0	2	0	49	0	2	296	47	678
	Dent	102	65	2	1	0	0	0	0	158	25	353
	Iron	85	40	2	0	0	0	0	0	76	8	211
	Reynolds	59	16	2	0	0	0	0	0	66	13	156
	Wayne	105	63	2	0	0	0	0	0	117	0	287
	<b>Circuit Total</b>	<b>527</b>	<b>290</b>	<b>8</b>	<b>3</b>	<b>0</b>	<b>49</b>	<b>0</b>	<b>2</b>	<b>713</b>	<b>93</b>	<b>1,685</b>
43	Caldwell	64	42	0	0	0	0	0	3	104	15	228
	Clinton	178	43	0	6	0	0	0	4	287	0	518
	Daviess	35	18	2	1	0	4	0	0	79	32	171
	DeKalb	42	24	0	4	0	0	0	0	122	67	259
	Livingston	92	34	2	2	0	0	0	1	163	46	340
	<b>Circuit Total</b>	<b>411</b>	<b>161</b>	<b>4</b>	<b>13</b>	<b>0</b>	<b>4</b>	<b>0</b>	<b>8</b>	<b>755</b>	<b>160</b>	<b>1,516</b>
44	Douglas	63	23	0	0	0	0	0	1	111	37	235
	Ozark	115	8	0	0	0	0	0	1	69	16	209
	Wright	140	59	0	1	0	7	0	2	251	51	511
	<b>Circuit Total</b>	<b>318</b>	<b>90</b>	<b>0</b>	<b>1</b>	<b>0</b>	<b>7</b>	<b>0</b>	<b>4</b>	<b>431</b>	<b>104</b>	<b>955</b>
45	Lincoln	502	159	27	27	0	0	0	0	878	0	1,593
	Pike	166	48	0	1	0	0	0	1	198	28	442
	<b>Circuit Total</b>	<b>668</b>	<b>207</b>	<b>27</b>	<b>28</b>	<b>0</b>	<b>0</b>	<b>0</b>	<b>1</b>	<b>1,076</b>	<b>28</b>	<b>2,035</b>
	<b>STATE TOTAL</b>	<b>61,127</b>	<b>15,965</b>	<b>456</b>	<b>1,194</b>	<b>25</b>	<b>9,193</b>	<b>5</b>	<b>137</b>	<b>98,113</b>	<b>6,872</b>	<b>193,087</b>

(This page intentionally left blank.)

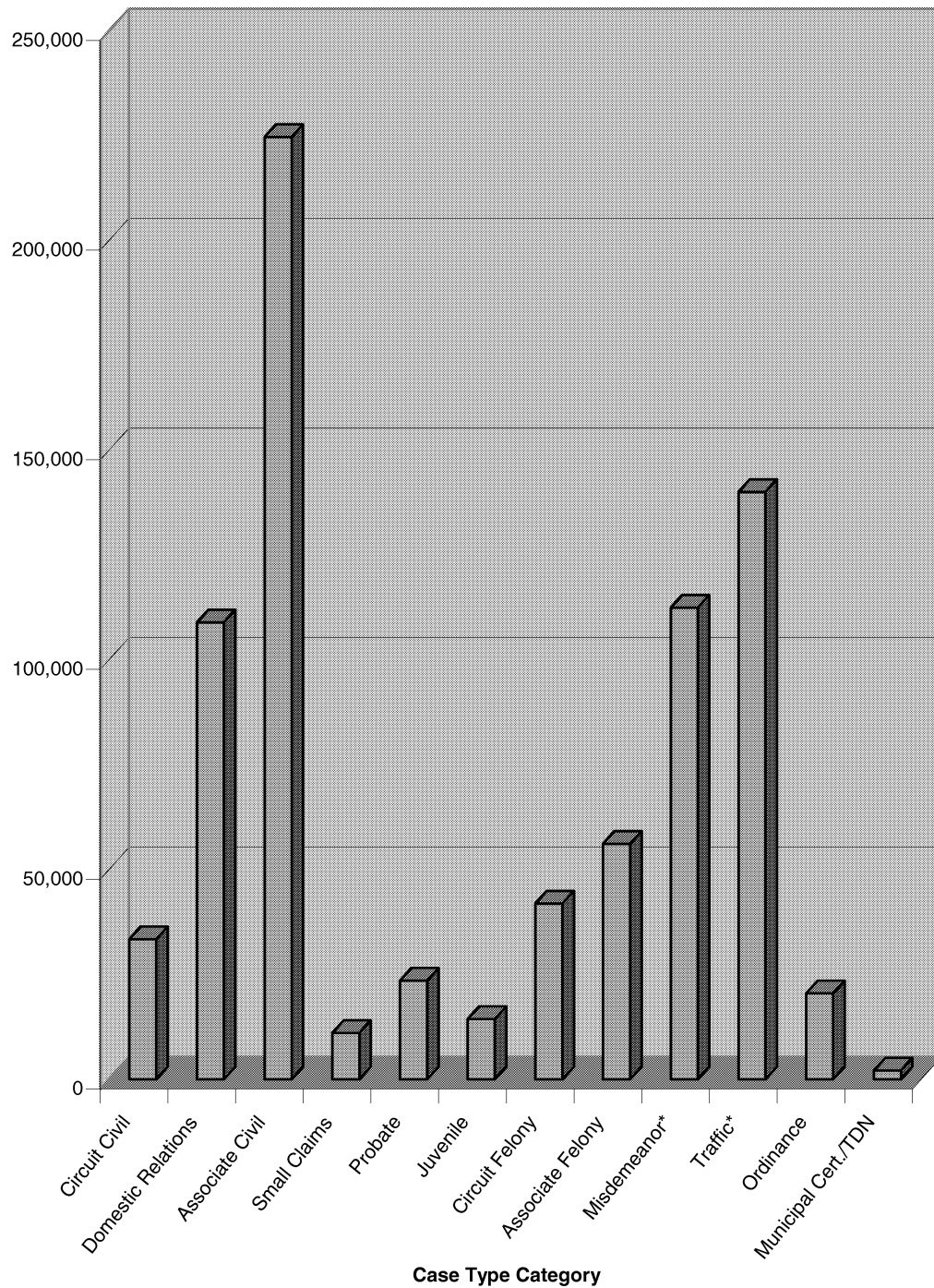
---

# CIRCUIT COURT

---

## Cases Disposed

## FY 2012 - Statewide Total Cases Disposed



\* Misdemeanor and Traffic counts do not include cases processed by the Fine Collection Center.

**Table 47**  
**Circuit Court, FY 2012**  
**Circuit Civil Cases Disposed by Manner of Disposition**

Cir. No.	County	With Trial				Without Trial								Total Cases Disposed
		By Jury		By Non-Jury		Uncontested		Dismissal		Change of Venue		Other		
		#	%	#	%	#	%	#	%	#	%	#	%	
1	Clark	0	(0)	9	(45)	2	(10)	5	(25)	0	(0)	4	(20)	20
	Schulyer	0	(0)	6	(29)	5	(24)	9	(43)	1	(5)	0	(0)	21
	Scotland	0	(0)	2	(14)	3	(21)	5	(36)	2	(14)	2	(14)	14
	<b>Circuit Total</b>	<b>0</b>	<b>(0)</b>	<b>17</b>	<b>(31)</b>	<b>10</b>	<b>(18)</b>	<b>19</b>	<b>(35)</b>	<b>3</b>	<b>(5)</b>	<b>6</b>	<b>(11)</b>	<b>55</b>
2	Adair	0	(0)	40	(36)	12	(11)	54	(49)	4	(4)	1	(1)	111
	Knox	0	(0)	4	(20)	5	(25)	9	(45)	0	(0)	2	(10)	20
	Lewis	1	(3)	2	(7)	4	(13)	16	(53)	4	(13)	3	(10)	30
	<b>Circuit Total</b>	<b>1</b>	<b>(1)</b>	<b>46</b>	<b>(29)</b>	<b>21</b>	<b>(13)</b>	<b>79</b>	<b>(49)</b>	<b>8</b>	<b>(5)</b>	<b>6</b>	<b>(4)</b>	<b>161</b>
3	Grundy	0	(0)	1	(4)	3	(11)	16	(59)	0	(0)	7	(26)	27
	Harrison	1	(4)	7	(26)	7	(26)	9	(33)	0	(0)	3	(11)	27
	Mercer	0	(0)	0	(0)	2	(15)	7	(54)	1	(8)	3	(23)	13
	Putnam	0	(0)	3	(16)	4	(21)	10	(53)	0	(0)	2	(11)	19
	<b>Circuit Total</b>	<b>1</b>	<b>(1)</b>	<b>11</b>	<b>(13)</b>	<b>16</b>	<b>(19)</b>	<b>42</b>	<b>(49)</b>	<b>1</b>	<b>(1)</b>	<b>15</b>	<b>(17)</b>	<b>86</b>
4	Atchison	0	(0)	5	(20)	6	(24)	10	(40)	3	(12)	1	(4)	25
	Gentry	1	(4)	2	(8)	11	(46)	9	(38)	0	(0)	1	(4)	24
	Holt	0	(0)	3	(15)	5	(25)	7	(35)	0	(0)	5	(25)	20
	Nodaway	1	(2)	9	(18)	7	(14)	29	(59)	1	(2)	2	(4)	49
	Worth	0	(0)	0	(0)	0	(0)	0	(0)	0	(0)	2	(100)	2
	<b>Circuit Total</b>	<b>2</b>	<b>(2)</b>	<b>19</b>	<b>(16)</b>	<b>29</b>	<b>(24)</b>	<b>55</b>	<b>(46)</b>	<b>4</b>	<b>(3)</b>	<b>11</b>	<b>(9)</b>	<b>120</b>
5	Andrew	0	(0)	3	(7)	10	(22)	21	(47)	7	(16)	4	(9)	45
	Buchanan	8	(2)	108	(26)	46	(11)	183	(44)	8	(2)	65	(16)	418
	<b>Circuit Total</b>	<b>8</b>	<b>(2)</b>	<b>111</b>	<b>(24)</b>	<b>56</b>	<b>(12)</b>	<b>204</b>	<b>(44)</b>	<b>15</b>	<b>(3)</b>	<b>69</b>	<b>(15)</b>	<b>463</b>
6	Platte	5	(1)	58	(12)	107	(23)	213	(45)	5	(1)	85	(18)	473
	<b>Circuit Total</b>	<b>5</b>	<b>(1)</b>	<b>58</b>	<b>(12)</b>	<b>107</b>	<b>(23)</b>	<b>213</b>	<b>(45)</b>	<b>5</b>	<b>(1)</b>	<b>85</b>	<b>(18)</b>	<b>473</b>
7	Clay	9	(1)	100	(9)	146	(13)	465	(41)	2	(0)	410	(36)	1,132
	<b>Circuit Total</b>	<b>9</b>	<b>(1)</b>	<b>100</b>	<b>(9)</b>	<b>146</b>	<b>(13)</b>	<b>465</b>	<b>(41)</b>	<b>2</b>	<b>(0)</b>	<b>410</b>	<b>(36)</b>	<b>1,132</b>
8	Carroll	1	(3)	3	(10)	4	(14)	9	(31)	2	(7)	10	(34)	29
	Ray	2	(2)	30	(33)	8	(9)	43	(47)	1	(1)	7	(8)	91
	<b>Circuit Total</b>	<b>3</b>	<b>(3)</b>	<b>33</b>	<b>(28)</b>	<b>12</b>	<b>(10)</b>	<b>52</b>	<b>(43)</b>	<b>3</b>	<b>(3)</b>	<b>17</b>	<b>(14)</b>	<b>120</b>
9	Chariton	0	(0)	5	(24)	3	(14)	8	(38)	1	(5)	4	(19)	21
	Linn	0	(0)	7	(26)	3	(11)	13	(48)	2	(7)	2	(7)	27
	Sullivan	0	(0)	9	(53)	0	(0)	5	(29)	1	(6)	2	(12)	17
	<b>Circuit Total</b>	<b>0</b>	<b>(0)</b>	<b>21</b>	<b>(32)</b>	<b>6</b>	<b>(9)</b>	<b>26</b>	<b>(40)</b>	<b>4</b>	<b>(6)</b>	<b>8</b>	<b>(12)</b>	<b>65</b>
10	Marion	0	(0)	33	(41)	8	(10)	34	(42)	4	(5)	2	(2)	81
	Monroe	0	(0)	5	(19)	1	(4)	12	(46)	6	(23)	2	(8)	26
	Ralls	0	(0)	3	(12)	5	(19)	17	(65)	0	(0)	1	(4)	26
	<b>Circuit Total</b>	<b>0</b>	<b>(0)</b>	<b>41</b>	<b>(31)</b>	<b>14</b>	<b>(11)</b>	<b>63</b>	<b>(47)</b>	<b>10</b>	<b>(8)</b>	<b>5</b>	<b>(4)</b>	<b>133</b>
11	St. Charles	22	(2)	262	(20)	195	(15)	722	(54)	16	(1)	115	(9)	1,332
	<b>Circuit Total</b>	<b>22</b>	<b>(2)</b>	<b>262</b>	<b>(20)</b>	<b>195</b>	<b>(15)</b>	<b>722</b>	<b>(54)</b>	<b>16</b>	<b>(1)</b>	<b>115</b>	<b>(9)</b>	<b>1,332</b>
12	Audrain	1	(1)	16	(22)	18	(25)	29	(40)	5	(7)	4	(5)	73
	Montgomery	0	(0)	4	(9)	16	(35)	21	(46)	2	(4)	3	(7)	46
	Warren	5	(4)	30	(27)	18	(16)	50	(44)	1	(1)	9	(8)	113
	<b>Circuit Total</b>	<b>6</b>	<b>(3)</b>	<b>50</b>	<b>(22)</b>	<b>52</b>	<b>(22)</b>	<b>100</b>	<b>(43)</b>	<b>8</b>	<b>(3)</b>	<b>16</b>	<b>(7)</b>	<b>232</b>
13	Boone	6	(1)	163	(28)	24	(4)	355	(61)	6	(1)	25	(4)	579
	Callaway	4	(3)	20	(15)	14	(10)	61	(45)	15	(11)	22	(16)	136
	<b>Circuit Total</b>	<b>10</b>	<b>(1)</b>	<b>183</b>	<b>(26)</b>	<b>38</b>	<b>(5)</b>	<b>416</b>	<b>(58)</b>	<b>21</b>	<b>(3)</b>	<b>47</b>	<b>(7)</b>	<b>715</b>
14	Howard	0	(0)	6	(15)	13	(32)	19	(46)	2	(5)	1	(2)	41
	Randolph	2	(2)	32	(28)	11	(10)	48	(42)	12	(10)	10	(9)	115
	<b>Circuit Total</b>	<b>2</b>	<b>(1)</b>	<b>38</b>	<b>(24)</b>	<b>24</b>	<b>(15)</b>	<b>67</b>	<b>(43)</b>	<b>14</b>	<b>(9)</b>	<b>11</b>	<b>(7)</b>	<b>156</b>
15	Lafayette	2	(1)	27	(18)	39	(26)	63	(42)	5	(3)	14	(9)	150
	Saline	2	(2)	2	(2)	15	(19)	47	(58)	4	(5)	11	(14)	81
	<b>Circuit Total</b>	<b>4</b>	<b>(2)</b>	<b>29</b>	<b>(13)</b>	<b>54</b>	<b>(23)</b>	<b>110</b>	<b>(48)</b>	<b>9</b>	<b>(4)</b>	<b>25</b>	<b>(11)</b>	<b>231</b>
16	Jackson	52	(2)	146	(4)	419	(12)	1,878	(54)	39	(1)	914	(27)	3,448
	<b>Circuit Total</b>	<b>52</b>	<b>(2)</b>	<b>146</b>	<b>(4)</b>	<b>419</b>	<b>(12)</b>	<b>1,878</b>	<b>(54)</b>	<b>39</b>	<b>(1)</b>	<b>914</b>	<b>(27)</b>	<b>3,448</b>
17	Cass	4	(1)	44	(12)	75	(21)	196	(55)	6	(2)	34	(9)	359
	Johnson	0	(0)	65	(22)	106	(36)	101	(34)	6	(2)	17	(6)	295
	<b>Circuit Total</b>	<b>4</b>	<b>(1)</b>	<b>109</b>	<b>(17)</b>	<b>181</b>	<b>(28)</b>	<b>297</b>	<b>(45)</b>	<b>12</b>	<b>(2)</b>	<b>51</b>	<b>(8)</b>	<b>654</b>
18	Cooper	2	(4)	2	(4)	4	(8)	28	(54)	3	(6)	13	(25)	52
	Pettis	8	(2)	26	(8)	156	(46)	116	(35)	12	(4)	18	(5)	336
	<b>Circuit Total</b>	<b>10</b>	<b>(3)</b>	<b>28</b>	<b>(7)</b>	<b>160</b>	<b>(41)</b>	<b>144</b>	<b>(37)</b>	<b>15</b>	<b>(4)</b>	<b>31</b>	<b>(8)</b>	<b>388</b>
19	Cole	2	(0)	422	(55)	37	(5)	267	(35)	11	(1)	33	(4)	772
	<b>Circuit Total</b>	<b>2</b>	<b>(0)</b>	<b>422</b>	<b>(55)</b>	<b>37</b>	<b>(5)</b>	<b>267</b>	<b>(35)</b>	<b>11</b>	<b>(1)</b>	<b>33</b>	<b>(4)</b>	<b>772</b>
20	Franklin	5	(2)	38	(12)	80	(26)	164	(54)	5	(2)	13	(4)	305
	Gasconade	2	(5)	7	(16)	13	(30)	19	(43)	1	(2)	2	(5)	44
	Osage	0	(0)	4	(19)	1	(5)	7	(33)	4	(19)	5	(24)	21
	<b>Circuit Total</b>	<b>7</b>	<b>(2)</b>	<b>49</b>	<b>(13)</b>	<b>94</b>	<b>(25)</b>	<b>190</b>	<b>(51)</b>	<b>10</b>	<b>(3)</b>	<b>20</b>	<b>(5)</b>	<b>370</b>
21	St. Louis County	82	(2)	811	(15)	1,152	(21)	2,960	(55)	62	(1)	303	(6)	5,370
	<b>Circuit Total</b>	<b>82</b>	<b>(2)</b>	<b>811</b>	<b>(15)</b>	<b>1,152</b>	<b>(21)</b>	<b>2,960</b>	<b>(55)</b>	<b>62</b>	<b>(1)</b>	<b>303</b>	<b>(6)</b>	<b>5,370</b>
22	City of St. Louis	57	(1)	944	(18)	211	(4)	3,872	(73)	106	(2)	141	(3)	5,331
	<b>Circuit Total</b>	<b>57</b>	<b>(1)</b>	<b>944</b>	<b>(18)</b>	<b>211</b>	<b>(4)</b>	<b>3,872</b>	<b>(73)</b>	<b>106</b>	<b>(2)</b>	<b>141</b>	<b>(3)</b>	<b>5,331</b>
23	Jefferson	15	(1)	255	(21)	142	(11)	475	(38)	11	(1)	342	(28)	1,240
	<b>Circuit Total</b>	<b>15</b>	<b>(1)</b>	<b>255</b>	<b>(21)</b>	<b>142</b>	<b>(11)</b>	<b>475</b>	<b>(38)</b>	<b>11</b>	<b>(1)</b>	<b>342</b>	<b>(28)</b>	<b>1,240</b>
24	Madison	0	(0)	20	(43)	9	(19)	14	(30)	3	(6)	1	(2)	47
	St. Francois	7	(3)	36	(13)	53	(19)	138	(51)	6	(2)	32	(12)	272
	Ste. Genevieve	1	(1)	20	(24)	14	(17)	36	(44)	5	(6)	6	(7)	82
	Washington	1	(1)	3	(3)	28	(25)	49	(44)	2	(2)	28	(25)	111
	<b>Circuit Total</b>	<b>9</b>	<b>(2)</b>	<b>79</b>	<b>(15)</b>	<b>104</b>	<b>(20)</b>	<b>237</b>	<b>(46)</b>	<b>16</b>	<b>(3)</b>	<b>67</b>	<b>(13)</b>	<b>512</b>

**Table 47**  
**Circuit Court, FY 2012**  
**Circuit Civil Cases Disposed by Manner of Disposition**

Cir. No.	COUNTY	With Trial		Without Trial						Total Cases Disposed
		By Jury	By Non-Jury	Uncontested	Dismissal	Change of Venue	Other			
		# %	# %	# %	# %	# %	# %			
25	Maries	1 (3)	1 (3)	8 (27)	15 (50)	3 (10)	2 (7)			30
	Phelps	3 (1)	18 (5)	141 (41)	154 (45)	12 (4)	12 (4)			340
	Pulaski	2 (1)	32 (19)	31 (18)	95 (56)	4 (2)	6 (4)			170
	Texas	1 (1)	4 (3)	1 (1)	47 (41)	4 (3)	59 (51)			116
	<b>Circuit Total</b>	<b>7 (1)</b>	<b>55 (8)</b>	<b>181 (28)</b>	<b>311 (47)</b>	<b>23 (4)</b>	<b>79 (12)</b>			<b>656</b>
26	Camden	4 (1)	69 (18)	53 (14)	192 (50)	10 (3)	55 (14)			383
	Laclede	4 (1)	10 (3)	120 (38)	163 (52)	7 (2)	12 (4)			316
	Miller	1 (1)	41 (27)	28 (18)	64 (42)	6 (4)	13 (8)			153
	Moniteau	1 (2)	8 (17)	9 (19)	21 (45)	5 (11)	3 (6)			47
	Morgan	2 (2)	24 (20)	14 (12)	63 (53)	3 (3)	13 (11)			119
	<b>Circuit Total</b>	<b>12 (1)</b>	<b>152 (15)</b>	<b>224 (22)</b>	<b>503 (49)</b>	<b>31 (3)</b>	<b>96 (9)</b>			<b>1,018</b>
27	Bates	2 (2)	2 (2)	5 (5)	38 (41)	1 (1)	44 (48)			92
	Henry	4 (3)	12 (10)	25 (20)	63 (52)	5 (4)	13 (11)			122
	St. Clair	0 (0)	5 (13)	13 (34)	16 (42)	3 (8)	1 (3)			38
	<b>Circuit Total</b>	<b>6 (2)</b>	<b>19 (8)</b>	<b>43 (17)</b>	<b>117 (46)</b>	<b>9 (4)</b>	<b>58 (23)</b>			<b>252</b>
28	Barton	2 (7)	2 (7)	3 (10)	15 (50)	0 (0)	8 (27)			30
	Cedar	0 (0)	11 (27)	3 (7)	23 (56)	2 (5)	2 (5)			41
	Dade	1 (4)	1 (4)	4 (14)	14 (50)	1 (4)	7 (25)			28
	Vernon	0 (0)	28 (32)	4 (5)	42 (48)	1 (1)	12 (14)			87
	<b>Circuit Total</b>	<b>3 (2)</b>	<b>42 (23)</b>	<b>14 (8)</b>	<b>94 (51)</b>	<b>4 (2)</b>	<b>29 (16)</b>			<b>186</b>
29	Jasper	6 (1)	188 (33)	49 (9)	224 (40)	10 (2)	88 (16)			565
	<b>Circuit Total</b>	<b>6 (1)</b>	<b>188 (33)</b>	<b>49 (9)</b>	<b>224 (40)</b>	<b>10 (2)</b>	<b>88 (16)</b>			<b>565</b>
30	Benton	1 (2)	2 (4)	16 (28)	21 (37)	2 (4)	15 (26)			57
	Dallas	0 (0)	9 (8)	27 (23)	64 (56)	8 (7)	7 (6)			115
	Hickory	0 (0)	3 (10)	8 (27)	14 (47)	2 (7)	3 (10)			30
	Polk	2 (2)	7 (6)	14 (12)	74 (63)	6 (5)	14 (12)			117
	Webster	1 (1)	18 (17)	11 (10)	54 (50)	6 (6)	19 (17)			109
	<b>Circuit Total</b>	<b>4 (1)</b>	<b>39 (9)</b>	<b>76 (18)</b>	<b>227 (53)</b>	<b>24 (6)</b>	<b>58 (14)</b>			<b>428</b>
31	Greene	22 (1)	217 (10)	425 (20)	1,079 (52)	21 (1)	316 (15)			2,080
	<b>Circuit Total</b>	<b>22 (1)</b>	<b>217 (10)</b>	<b>425 (20)</b>	<b>1,079 (52)</b>	<b>21 (1)</b>	<b>316 (15)</b>			<b>2,080</b>
32	Bollinger	0 (0)	10 (34)	2 (7)	12 (41)	5 (17)	0 (0)			29
	Cape Girardeau	3 (1)	57 (16)	89 (26)	146 (42)	4 (1)	48 (14)			347
	Perry	2 (4)	11 (20)	14 (25)	19 (35)	4 (7)	5 (9)			55
	<b>Circuit Total</b>	<b>5 (1)</b>	<b>78 (18)</b>	<b>105 (24)</b>	<b>177 (41)</b>	<b>13 (3)</b>	<b>53 (12)</b>			<b>431</b>
33	Mississippi	3 (5)	1 (2)	9 (14)	22 (34)	1 (2)	29 (45)			65
	Scott	2 (1)	42 (23)	18 (10)	93 (52)	7 (4)	18 (10)			180
	<b>Circuit Total</b>	<b>5 (2)</b>	<b>43 (18)</b>	<b>27 (11)</b>	<b>115 (47)</b>	<b>8 (3)</b>	<b>47 (19)</b>			<b>245</b>
34	New Madrid	3 (3)	4 (3)	22 (19)	59 (50)	4 (3)	25 (21)			117
	Pemiscot	0 (0)	6 (4)	67 (43)	74 (47)	3 (2)	6 (4)			156
	<b>Circuit Total</b>	<b>3 (1)</b>	<b>10 (4)</b>	<b>89 (33)</b>	<b>133 (49)</b>	<b>7 (3)</b>	<b>31 (11)</b>			<b>273</b>
35	Dunklin	0 (0)	14 (12)	6 (5)	52 (45)	7 (6)	36 (31)			115
	Stoddard	1 (1)	28 (19)	18 (12)	74 (51)	8 (5)	17 (12)			146
	<b>Circuit Total</b>	<b>1 (0)</b>	<b>42 (16)</b>	<b>24 (9)</b>	<b>126 (48)</b>	<b>15 (6)</b>	<b>53 (20)</b>			<b>261</b>
36	Butler	2 (1)	32 (16)	26 (13)	100 (51)	11 (6)	26 (13)			197
	Ripley	1 (1)	42 (57)	3 (4)	25 (34)	3 (4)	0 (0)			74
	<b>Circuit Total</b>	<b>3 (1)</b>	<b>74 (27)</b>	<b>29 (11)</b>	<b>125 (46)</b>	<b>14 (5)</b>	<b>26 (10)</b>			<b>271</b>
37	Carter	0 (0)	5 (12)	9 (22)	14 (34)	0 (0)	13 (32)			41
	Howell	2 (1)	14 (9)	40 (25)	97 (60)	4 (2)	6 (4)			163
	Oregon	0 (0)	6 (18)	2 (6)	19 (58)	3 (9)	3 (9)			33
	Shannon	0 (0)	5 (15)	10 (30)	14 (42)	3 (9)	1 (3)			33
	<b>Circuit Total</b>	<b>2 (1)</b>	<b>30 (11)</b>	<b>61 (23)</b>	<b>144 (53)</b>	<b>10 (4)</b>	<b>23 (9)</b>			<b>270</b>
38	Christian	1 (0)	24 (7)	51 (15)	230 (67)	3 (1)	35 (10)			344
	Taney	1 (0)	30 (6)	117 (25)	274 (59)	26 (6)	14 (3)			462
	<b>Circuit Total</b>	<b>2 (0)</b>	<b>54 (7)</b>	<b>168 (21)</b>	<b>504 (63)</b>	<b>29 (4)</b>	<b>49 (6)</b>			<b>806</b>
39	Barry	2 (1)	60 (32)	10 (5)	89 (47)	11 (6)	16 (9)			188
	Lawrence	0 (0)	10 (6)	59 (37)	80 (50)	4 (3)	7 (4)			160
	Stone	0 (0)	33 (11)	88 (30)	135 (47)	16 (6)	17 (6)			289
	<b>Circuit Total</b>	<b>2 (0)</b>	<b>103 (16)</b>	<b>157 (25)</b>	<b>304 (48)</b>	<b>31 (5)</b>	<b>40 (6)</b>			<b>637</b>
40	McDonald	2 (2)	15 (15)	33 (34)	25 (26)	1 (1)	21 (22)			97
	Newton	1 (0)	52 (22)	14 (6)	110 (47)	5 (2)	51 (22)			233
	<b>Circuit Total</b>	<b>3 (1)</b>	<b>67 (20)</b>	<b>47 (14)</b>	<b>135 (41)</b>	<b>6 (2)</b>	<b>72 (22)</b>			<b>330</b>
41	Macon	0 (0)	15 (36)	4 (10)	20 (48)	2 (5)	1 (2)			42
	Shelby	0 (0)	8 (44)	1 (6)	6 (33)	2 (11)	1 (6)			18
	<b>Circuit Total</b>	<b>0 (0)</b>	<b>23 (38)</b>	<b>5 (8)</b>	<b>26 (43)</b>	<b>4 (7)</b>	<b>2 (3)</b>			<b>60</b>
42	Crawford	0 (0)	6 (7)	3 (4)	43 (51)	1 (1)	32 (38)			85
	Dent	1 (1)	17 (25)	19 (28)	24 (35)	4 (6)	3 (4)			68
	Iron	0 (0)	12 (35)	3 (9)	14 (41)	2 (6)	3 (9)			34
	Reynolds	0 (0)	10 (34)	0 (0)	16 (55)	3 (10)	0 (0)			29
	Wayne	0 (0)	11 (21)	8 (15)	24 (45)	1 (2)	9 (17)			53
	<b>Circuit Total</b>	<b>1 (0)</b>	<b>56 (21)</b>	<b>33 (12)</b>	<b>121 (45)</b>	<b>11 (4)</b>	<b>47 (17)</b>			<b>269</b>
43	Caldwell	0 (0)	12 (29)	8 (20)	16 (39)	1 (2)	4 (10)			41
	Clinton	0 (0)	4 (5)	13 (18)	31 (42)	3 (4)	23 (31)			74
	Daviess	0 (0)	5 (14)	7 (20)	16 (46)	1 (3)	6 (17)			35
	DeKalb	0 (0)	7 (14)	1 (2)	20 (41)	4 (8)	17 (35)			49
	Livingston	0 (0)	21 (28)	3 (4)	36 (48)	2 (3)	13 (17)			75
	<b>Circuit Total</b>	<b>0 (0)</b>	<b>49 (18)</b>	<b>32 (12)</b>	<b>119 (43)</b>	<b>11 (4)</b>	<b>63 (23)</b>			<b>274</b>
44	Douglas	1 (2)	3 (6)	15 (32)	25 (53)	2 (4)	1 (2)			47
	Ozark	2 (3)	1 (1)	10 (13)	16 (21)	5 (7)	41 (55)			75
	Wright	1 (1)	50 (38)	14 (11)	56 (43)	6 (5)	4 (3)			131
	<b>Circuit Total</b>	<b>4 (2)</b>	<b>54 (21)</b>	<b>39 (15)</b>	<b>97 (38)</b>	<b>13 (5)</b>	<b>46 (18)</b>			<b>253</b>
45	Lincoln	4 (2)	37 (17)	43 (20)	124 (57)	4 (2)	7 (3)			219
	Pike	1 (1)	9 (11)	12 (15)	37 (46)	4 (5)	18 (22)			81
	<b>Circuit Total</b>	<b>5 (2)</b>	<b>46 (15)</b>	<b>55 (18)</b>	<b>161 (54)</b>	<b>8 (3)</b>	<b>25 (8)</b>			<b>300</b>
	<b>STATE TOTAL</b>	<b>407 (1)</b>	<b>5,303 (16)</b>	<b>5,163 (15)</b>	<b>17,795 (53)</b>	<b>707 (2)</b>	<b>4,049 (12)</b>			<b>33,424</b>



**Table 48**  
**Circuit Court, FY 2012**  
**Domestic Relations Cases Disposed by Manner of Disposition**

Cir. No.	County	With Trial		Without Trial								Total Cases Disposed
		By Non-Jury		Uncontested		Dismissal		Change of Venue		Other		
		#	%	#	%	#	%	#	%	#	%	
1	Clark	95	(49)	0	(0)	60	(31)	0	(0)	39	(20)	194
	Schulyer	18	(23)	36	(47)	22	(29)	0	(0)	1	(1)	77
	Scotland	21	(25)	38	(45)	23	(27)	0	(0)	2	(2)	84
	Circuit Total	134	(38)	74	(21)	105	(30)	0	(0)	42	(12)	355
2	Adair	64	(21)	135	(44)	100	(33)	4	(1)	2	(1)	305
	Knox	10	(16)	30	(49)	20	(33)	0	(0)	1	(2)	61
	Lewis	67	(47)	12	(8)	41	(28)	0	(0)	24	(17)	144
	Circuit Total	141	(28)	177	(35)	161	(32)	4	(1)	27	(5)	510
3	Grundy	19	(7)	116	(41)	104	(37)	5	(2)	36	(13)	280
	Harrison	78	(35)	47	(21)	92	(42)	0	(0)	4	(2)	221
	Mercer	26	(58)	3	(7)	11	(24)	0	(0)	5	(11)	45
	Putnam	15	(15)	33	(33)	34	(34)	0	(0)	19	(19)	101
	Circuit Total	138	(21)	199	(31)	241	(37)	5	(1)	64	(10)	647
4	Atchison	18	(28)	33	(51)	13	(20)	0	(0)	1	(2)	65
	Gentry	16	(15)	48	(46)	40	(38)	0	(0)	1	(1)	105
	Holt	10	(13)	21	(27)	41	(53)	1	(1)	4	(5)	77
	Nodaway	67	(26)	99	(39)	84	(33)	4	(2)	1	(0)	255
	Worth	1	(2)	12	(24)	21	(41)	1	(2)	16	(31)	51
	Circuit Total	112	(20)	213	(39)	199	(36)	6	(1)	23	(4)	553
5	Andrew	23	(4)	417	(71)	115	(20)	19	(3)	10	(2)	584
	Buchanan	511	(35)	175	(12)	751	(51)	0	(0)	32	(2)	1,469
	Circuit Total	534	(26)	592	(29)	866	(42)	19	(1)	42	(2)	2,053
6	Platte	154	(11)	653	(47)	502	(37)	1	(0)	65	(5)	1,375
	Circuit Total	154	(11)	653	(47)	502	(37)	1	(0)	65	(5)	1,375
7	Clay	1,339	(29)	971	(21)	1,835	(39)	7	(0)	502	(11)	4,654
	Circuit Total	1,339	(29)	971	(21)	1,835	(39)	7	(0)	502	(11)	4,654
8	Carroll	32	(20)	69	(43)	55	(34)	1	(1)	4	(2)	161
	Ray	214	(44)	17	(4)	239	(50)	1	(0)	11	(2)	482
	Circuit Total	246	(38)	86	(13)	294	(46)	2	(0)	15	(2)	643
9	Chariton	28	(33)	37	(44)	18	(21)	0	(0)	1	(1)	84
	Linn	69	(47)	35	(24)	25	(17)	1	(1)	18	(12)	148
	Sullivan	59	(49)	5	(4)	49	(41)	2	(2)	5	(4)	120
	Circuit Total	156	(44)	77	(22)	92	(26)	3	(1)	24	(7)	352
10	Marion	277	(33)	223	(27)	309	(37)	2	(0)	21	(3)	832
	Monroe	48	(40)	42	(35)	24	(20)	1	(1)	5	(4)	120
	Ralls	55	(27)	80	(39)	67	(33)	1	(0)	3	(1)	206
	Circuit Total	380	(33)	345	(30)	400	(35)	4	(0)	29	(3)	1,158
11	St. Charles	270	(6)	2,790	(58)	1,670	(35)	20	(0)	85	(2)	4,835
	Circuit Total	270	(6)	2,790	(58)	1,670	(35)	20	(0)	85	(2)	4,835
12	Audrain	39	(8)	273	(56)	168	(35)	3	(1)	2	(0)	485
	Montgomery	43	(21)	76	(37)	79	(38)	1	(0)	9	(4)	208
	Warren	87	(15)	244	(41)	239	(40)	2	(0)	26	(4)	598
	Circuit Total	169	(13)	593	(46)	486	(38)	6	(0)	37	(3)	1,291
13	Boone	478	(18)	979	(37)	1,198	(45)	9	(0)	7	(0)	2,671
	Callaway	340	(51)	58	(9)	257	(38)	5	(1)	9	(1)	669
	Circuit Total	818	(24)	1,037	(31)	1,455	(44)	14	(0)	16	(0)	3,340
14	Howard	51	(35)	57	(39)	35	(24)	2	(1)	0	(0)	145
	Randolph	260	(63)	29	(7)	120	(29)	2	(0)	2	(0)	413
	Circuit Total	311	(56)	86	(15)	155	(28)	4	(1)	2	(0)	558
15	Lafayette	44	(6)	349	(50)	265	(38)	1	(0)	42	(6)	701
	Saline	62	(17)	158	(44)	117	(33)	2	(1)	20	(6)	359
	Circuit Total	106	(10)	507	(48)	382	(36)	3	(0)	62	(6)	1,060
16	Jackson	1,430	(10)	4,734	(34)	7,446	(54)	19	(0)	255	(2)	13,884
	Circuit Total	1,430	(10)	4,734	(34)	7,446	(54)	19	(0)	255	(2)	13,884
17	Cass	244	(16)	628	(42)	605	(40)	1	(0)	23	(2)	1,501
	Johnson	137	(20)	311	(45)	217	(31)	2	(0)	29	(4)	696
	Circuit Total	381	(17)	939	(43)	822	(37)	3	(0)	52	(2)	2,197
18	Cooper	95	(42)	30	(13)	46	(21)	1	(0)	52	(23)	224
	Pettis	173	(19)	325	(36)	334	(37)	1	(0)	60	(7)	893
	Circuit Total	268	(24)	355	(32)	380	(34)	2	(0)	112	(10)	1,117
19	Cole	915	(54)	102	(6)	653	(39)	13	(1)	7	(0)	1,690
	Circuit Total	915	(54)	102	(6)	653	(39)	13	(1)	7	(0)	1,690
20	Franklin	164	(11)	772	(50)	576	(37)	3	(0)	33	(2)	1,548
	Gasconade	65	(28)	48	(21)	102	(44)	1	(0)	16	(7)	232
	Osage	110	(55)	1	(1)	78	(39)	3	(2)	7	(4)	199
	Circuit Total	339	(17)	821	(41)	756	(38)	7	(0)	56	(3)	1,979
21	St. Louis County	2,075	(16)	5,126	(40)	5,496	(43)	31	(0)	109	(1)	12,837
	Circuit Total	2,075	(16)	5,126	(40)	5,496	(43)	31	(0)	109	(1)	12,837
22	City of St. Louis	2,099	(28)	416	(5)	5,049	(67)	6	(0)	10	(0)	7,580
	Circuit Total	2,099	(28)	416	(5)	5,049	(67)	6	(0)	10	(0)	7,580
23	Jefferson	268	(7)	294	(7)	2,229	(54)	21	(1)	1,309	(32)	4,121
	Circuit Total	268	(7)	294	(7)	2,229	(54)	21	(1)	1,309	(32)	4,121
24	Madison	93	(49)	46	(24)	49	(26)	0	(0)	0	(0)	188
	St. Francois	133	(10)	640	(47)	575	(42)	8	(1)	9	(1)	1,365
	Ste. Genevieve	85	(35)	68	(28)	71	(29)	0	(0)	20	(8)	244
	Washington	146	(28)	113	(22)	146	(28)	2	(0)	113	(22)	520
	Circuit Total	457	(20)	867	(37)	841	(36)	10	(0)	142	(6)	2,317

**Table 48**  
**Circuit Court, FY 2012**  
**Domestic Relations Cases Disposed by Manner of Disposition**

Cir. No.	County	With Trial		Without Trial						Total Cases Disposed
		By Non-Jury		Uncontested	Dismissal	Change of Venue	Other			
		#	%	#	%	#	%	#	%	
25	Maries	37	(31)	27	(22)	53	(44)	0	(0)	121
	Phelps	193	(21)	294	(31)	419	(45)	4	(0)	934
	Pulaski	379	(24)	451	(29)	694	(44)	11	(1)	1,560
	Texas	86	(18)	85	(18)	223	(48)	0	(0)	468
	<b>Circuit Total</b>	<b>695</b>	<b>(23)</b>	<b>857</b>	<b>(28)</b>	<b>1,389</b>	<b>(45)</b>	<b>15</b>	<b>(0)</b>	<b>3,083</b>
26	Camden	332	(39)	73	(9)	428	(50)	2	(0)	851
	Laclede	316	(34)	154	(16)	437	(47)	5	(1)	937
	Miller	142	(25)	171	(31)	202	(36)	0	(0)	560
	Moniteau	110	(59)	6	(3)	71	(38)	0	(0)	188
	Morgan	66	(30)	45	(20)	61	(28)	0	(0)	221
	<b>Circuit Total</b>	<b>966</b>	<b>(35)</b>	<b>449</b>	<b>(16)</b>	<b>1,199</b>	<b>(43)</b>	<b>7</b>	<b>(0)</b>	<b>2,757</b>
27	Bates	2	(1)	0	(0)	139	(43)	2	(1)	323
	Henry	32	(6)	237	(46)	226	(43)	3	(1)	520
	St. Clair	26	(12)	94	(42)	100	(44)	0	(0)	226
	<b>Circuit Total</b>	<b>60</b>	<b>(6)</b>	<b>331</b>	<b>(31)</b>	<b>465</b>	<b>(43)</b>	<b>5</b>	<b>(0)</b>	<b>1,069</b>
28	Barton	28	(11)	107	(43)	108	(44)	0	(0)	247
	Cedar	63	(21)	51	(17)	74	(25)	0	(0)	294
	Dade	28	(17)	50	(31)	61	(38)	0	(0)	162
	Vernon	160	(36)	45	(10)	181	(40)	2	(0)	450
	<b>Circuit Total</b>	<b>279</b>	<b>(24)</b>	<b>253</b>	<b>(22)</b>	<b>424</b>	<b>(37)</b>	<b>2</b>	<b>(0)</b>	<b>1,153</b>
29	Jasper	411	(15)	1,151	(42)	1,107	(41)	9	(0)	2,718
	<b>Circuit Total</b>	<b>411</b>	<b>(15)</b>	<b>1,151</b>	<b>(42)</b>	<b>1,107</b>	<b>(41)</b>	<b>9</b>	<b>(0)</b>	<b>2,718</b>
30	Benton	126	(61)	0	(0)	65	(32)	0	(0)	205
	Dallas	78	(29)	58	(21)	85	(31)	3	(1)	270
	Hickory	13	(11)	39	(34)	53	(46)	1	(1)	114
	Polk	20	(3)	240	(41)	198	(34)	3	(1)	590
	Webster	29	(6)	274	(53)	176	(34)	0	(0)	517
	<b>Circuit Total</b>	<b>266</b>	<b>(16)</b>	<b>611</b>	<b>(36)</b>	<b>577</b>	<b>(34)</b>	<b>7</b>	<b>(0)</b>	<b>1,696</b>
31	Greene	702	(11)	2,292	(36)	3,182	(50)	4	(0)	6,417
	<b>Circuit Total</b>	<b>702</b>	<b>(11)</b>	<b>2,292</b>	<b>(36)</b>	<b>3,182</b>	<b>(50)</b>	<b>4</b>	<b>(0)</b>	<b>6,417</b>
32	Bollinger	78	(34)	46	(20)	107	(46)	0	(0)	232
	Cape Girardeau	168	(10)	578	(36)	797	(49)	4	(0)	1,617
	Perry	103	(38)	63	(23)	99	(37)	0	(0)	269
	<b>Circuit Total</b>	<b>349</b>	<b>(16)</b>	<b>687</b>	<b>(32)</b>	<b>1,003</b>	<b>(47)</b>	<b>4</b>	<b>(0)</b>	<b>2,118</b>
33	Mississippi	171	(48)	17	(5)	147	(42)	0	(0)	353
	Scott	209	(26)	252	(31)	352	(43)	2	(0)	818
	<b>Circuit Total</b>	<b>380</b>	<b>(32)</b>	<b>269</b>	<b>(23)</b>	<b>499</b>	<b>(43)</b>	<b>2</b>	<b>(0)</b>	<b>1,171</b>
34	New Madrid	45	(13)	139	(41)	150	(44)	1	(0)	342
	Pemiscot	113	(18)	132	(21)	292	(47)	1	(0)	625
	<b>Circuit Total</b>	<b>158</b>	<b>(16)</b>	<b>271</b>	<b>(28)</b>	<b>442</b>	<b>(46)</b>	<b>2</b>	<b>(0)</b>	<b>967</b>
35	Dunklin	124	(16)	237	(31)	324	(42)	0	(0)	773
	Stoddard	168	(21)	275	(35)	292	(37)	1	(0)	786
	<b>Circuit Total</b>	<b>292</b>	<b>(19)</b>	<b>512</b>	<b>(33)</b>	<b>616</b>	<b>(40)</b>	<b>1</b>	<b>(0)</b>	<b>1,559</b>
36	Butler	353	(28)	356	(28)	491	(39)	4	(0)	1,273
	Ripley	108	(32)	83	(24)	147	(43)	0	(0)	339
	<b>Circuit Total</b>	<b>461</b>	<b>(29)</b>	<b>439</b>	<b>(27)</b>	<b>638</b>	<b>(40)</b>	<b>4</b>	<b>(0)</b>	<b>1,612</b>
37	Carter	16	(9)	13	(7)	52	(29)	2	(1)	180
	Howell	137	(13)	460	(45)	383	(37)	4	(0)	1,029
	Oregon	78	(36)	23	(11)	112	(51)	1	(0)	218
	Shannon	38	(23)	45	(27)	79	(48)	2	(1)	166
	<b>Circuit Total</b>	<b>269</b>	<b>(17)</b>	<b>541</b>	<b>(34)</b>	<b>626</b>	<b>(39)</b>	<b>9</b>	<b>(1)</b>	<b>1,593</b>
38	Christian	153	(14)	559	(49)	362	(32)	8	(1)	1,132
	Taney	157	(19)	362	(44)	285	(35)	3	(0)	818
	<b>Circuit Total</b>	<b>310</b>	<b>(16)</b>	<b>921</b>	<b>(47)</b>	<b>647</b>	<b>(33)</b>	<b>11</b>	<b>(1)</b>	<b>1,950</b>
39	Barry	75	(9)	281	(35)	372	(47)	5	(1)	792
	Lawrence	117	(17)	322	(47)	222	(33)	4	(1)	680
	Stone	63	(16)	163	(42)	144	(37)	0	(0)	386
	<b>Circuit Total</b>	<b>255</b>	<b>(14)</b>	<b>766</b>	<b>(41)</b>	<b>738</b>	<b>(40)</b>	<b>9</b>	<b>(0)</b>	<b>1,858</b>
40	McDonald	115	(22)	151	(29)	233	(45)	1	(0)	517
	Newton	228	(29)	168	(22)	251	(32)	5	(1)	780
	<b>Circuit Total</b>	<b>343</b>	<b>(26)</b>	<b>319</b>	<b>(25)</b>	<b>484</b>	<b>(37)</b>	<b>6</b>	<b>(0)</b>	<b>1,297</b>
41	Macon	41	(24)	92	(54)	36	(21)	0	(0)	171
	Shelby	69	(63)	8	(7)	32	(29)	1	(0)	110
	<b>Circuit Total</b>	<b>110</b>	<b>(39)</b>	<b>100</b>	<b>(36)</b>	<b>68</b>	<b>(24)</b>	<b>1</b>	<b>(0)</b>	<b>281</b>
42	Crawford	98	(17)	52	(9)	257	(45)	7	(1)	572
	Dent	61	(21)	93	(32)	137	(47)	0	(0)	294
	Iron	82	(40)	30	(15)	86	(42)	0	(0)	203
	Reynolds	43	(41)	14	(13)	36	(34)	1	(1)	106
	Wayne	58	(27)	50	(23)	65	(30)	2	(1)	217
	<b>Circuit Total</b>	<b>342</b>	<b>(25)</b>	<b>239</b>	<b>(17)</b>	<b>581</b>	<b>(42)</b>	<b>10</b>	<b>(1)</b>	<b>1,392</b>
43	Caldwell	52	(38)	46	(34)	37	(27)	1	(1)	136
	Clinton	12	(5)	53	(23)	73	(31)	0	(0)	232
	Daviess	15	(17)	43	(48)	26	(29)	0	(0)	90
	DeKalb	71	(57)	4	(3)	42	(34)	0	(0)	125
	Livingston	91	(30)	71	(24)	115	(38)	0	(0)	302
	<b>Circuit Total</b>	<b>241</b>	<b>(27)</b>	<b>217</b>	<b>(25)</b>	<b>293</b>	<b>(33)</b>	<b>1</b>	<b>(0)</b>	<b>885</b>
44	Douglas	16	(5)	156	(45)	171	(50)	1	(0)	344
	Ozark	8	(5)	51	(30)	101	(60)	1	(1)	169
	Wright	210	(52)	9	(2)	183	(45)	2	(0)	405
	<b>Circuit Total</b>	<b>234</b>	<b>(25)</b>	<b>216</b>	<b>(24)</b>	<b>455</b>	<b>(50)</b>	<b>4</b>	<b>(0)</b>	<b>918</b>
45	Lincoln	231	(22)	292	(27)	537	(50)	3	(0)	1,065
	Pike	24	(9)	121	(44)	120	(44)	1	(0)	275
	<b>Circuit Total</b>	<b>255</b>	<b>(19)</b>	<b>413</b>	<b>(31)</b>	<b>657</b>	<b>(49)</b>	<b>4</b>	<b>(0)</b>	<b>1,340</b>
<b>STATE TOTAL</b>		<b>20,618</b>	<b>(19)</b>	<b>33,908</b>	<b>(31)</b>	<b>48,605</b>	<b>(45)</b>	<b>327</b>	<b>(0)</b>	<b>108,940</b>

**Table 49**  
**Circuit Court, FY 2012**  
**Associate Civil - Small Claims Cases Disposed by Manner of Disposition**

Cir. No.	County	With Trial				Without Trial								Total Cases Disposed
		By Jury		By Non-Jury		Uncontested		Dismissal		Change of Venue		Other		
		#	%	#	%	#	%	#	%	#	%	#	%	
1	Clark	0	(0)	11	(11)	51	(49)	36	(35)	3	(3)	3	(3)	104
	Schulyer	0	(0)	5	(6)	48	(60)	25	(31)	0	(0)	2	(3)	80
	Scotland	0	(0)	3	(6)	30	(61)	15	(31)	1	(2)	0	(0)	49
	Circuit Total	0	(0)	19	(8)	129	(55)	76	(33)	4	(2)	5	(2)	233
2	Adair	0	(0)	21	(3)	395	(61)	210	(32)	18	(3)	3	(0)	647
	Knox	0	(0)	6	(8)	36	(50)	26	(36)	1	(1)	3	(4)	72
	Lewis	0	(0)	16	(10)	76	(49)	47	(31)	7	(5)	8	(5)	154
	Circuit Total	0	(0)	43	(5)	507	(58)	283	(32)	26	(3)	14	(2)	873
3	Grundy	0	(0)	16	(9)	88	(51)	59	(35)	4	(2)	4	(2)	171
	Harrison	0	(0)	20	(7)	180	(61)	87	(29)	8	(3)	1	(0)	296
	Mercer	0	(0)	3	(5)	29	(53)	21	(38)	2	(4)	0	(0)	55
	Putnam	0	(0)	3	(3)	52	(46)	48	(43)	2	(2)	7	(6)	112
Circuit Total	0	(0)	42	(7)	349	(55)	215	(34)	16	(3)	12	(2)	634	
4	Atchison	0	(0)	7	(7)	52	(50)	37	(36)	5	(5)	3	(3)	104
	Gentry	0	(0)	6	(4)	92	(61)	42	(28)	10	(7)	1	(1)	151
	Holt	0	(0)	12	(8)	94	(63)	39	(26)	0	(0)	4	(3)	149
	Nodaway	0	(0)	26	(7)	206	(55)	124	(33)	9	(2)	7	(2)	372
Worth	0	(0)	4	(12)	18	(55)	10	(30)	1	(3)	0	(0)	33	
Circuit Total	0	(0)	55	(7)	462	(57)	252	(31)	25	(3)	15	(2)	809	
5	Andrew	0	(0)	21	(4)	335	(62)	155	(29)	30	(6)	1	(0)	542
	Buchanan	0	(0)	178	(4)	2,838	(66)	1,106	(26)	71	(2)	128	(3)	4,321
	Circuit Total	0	(0)	199	(4)	3,173	(65)	1,261	(26)	101	(2)	129	(3)	4,863
6	Platte	1	(0)	62	(2)	1,517	(51)	1,242	(42)	100	(3)	48	(2)	2,970
	Circuit Total	1	(0)	62	(2)	1,517	(51)	1,242	(42)	100	(3)	48	(2)	2,970
7	Clay	1	(0)	372	(4)	5,590	(53)	4,219	(40)	121	(1)	156	(1)	10,459
	Circuit Total	1	(0)	372	(4)	5,590	(53)	4,219	(40)	121	(1)	156	(1)	10,459
8	Carroll	0	(0)	8	(4)	119	(61)	64	(33)	3	(2)	1	(1)	195
	Ray	0	(0)	39	(5)	420	(56)	244	(32)	19	(3)	33	(4)	755
	Circuit Total	0	(0)	47	(5)	539	(57)	308	(32)	22	(2)	34	(4)	950
9	Chariton	0	(0)	13	(9)	96	(66)	34	(23)	2	(1)	0	(0)	145
	Linn	0	(0)	6	(2)	166	(57)	101	(34)	18	(6)	2	(1)	293
	Sullivan	0	(0)	15	(9)	87	(54)	53	(33)	6	(4)	0	(0)	161
	Circuit Total	0	(0)	34	(6)	349	(58)	188	(31)	26	(4)	2	(0)	599
10	Marion	0	(0)	67	(5)	756	(61)	398	(32)	5	(0)	17	(1)	1,243
	Monroe	0	(0)	6	(3)	100	(52)	69	(36)	11	(6)	5	(3)	191
	Ralls	0	(0)	15	(7)	114	(53)	78	(36)	4	(2)	3	(1)	214
	Circuit Total	0	(0)	88	(5)	970	(59)	545	(33)	20	(1)	25	(2)	1,648
11	St. Charles	5	(0)	452	(5)	4,722	(47)	4,141	(42)	228	(2)	411	(4)	9,959
	Circuit Total	5	(0)	452	(5)	4,722	(47)	4,141	(42)	228	(2)	411	(4)	9,959
12	Audrain	0	(0)	40	(6)	424	(61)	214	(31)	15	(2)	4	(1)	697
	Montgomery	0	(0)	28	(9)	164	(53)	91	(30)	22	(7)	3	(1)	308
	Warren	0	(0)	44	(4)	537	(54)	355	(35)	52	(5)	15	(1)	1,003
	Circuit Total	0	(0)	112	(6)	1,125	(56)	660	(33)	89	(4)	22	(1)	2,008
13	Boone	1	(0)	360	(7)	2,378	(46)	2,193	(42)	110	(2)	119	(2)	5,161
	Callaway	2	(0)	42	(4)	567	(51)	379	(34)	35	(3)	96	(9)	1,121
	Circuit Total	3	(0)	402	(6)	2,945	(47)	2,572	(41)	145	(2)	215	(3)	6,282
14	Howard	0	(0)	15	(8)	104	(53)	63	(32)	4	(2)	10	(5)	196
	Randolph	0	(0)	53	(5)	588	(61)	300	(31)	15	(2)	8	(1)	964
	Circuit Total	0	(0)	68	(6)	692	(60)	363	(31)	19	(2)	18	(2)	1,160
15	Lafayette	0	(0)	28	(3)	469	(54)	331	(38)	14	(2)	29	(3)	871
	Saline	0	(0)	17	(3)	403	(68)	156	(26)	18	(3)	3	(1)	597
	Circuit Total	0	(0)	45	(3)	872	(59)	487	(33)	32	(2)	32	(2)	1,468
16	Jackson	0	(0)	1,772	(5)	18,787	(58)	11,088	(34)	365	(1)	396	(1)	32,408
	Circuit Total	0	(0)	1,772	(5)	18,787	(58)	11,088	(34)	365	(1)	396	(1)	32,408
17	Cass	0	(0)	88	(3)	1,485	(54)	1,071	(39)	99	(4)	13	(0)	2,756
	Johnson	0	(0)	50	(5)	477	(50)	373	(39)	45	(5)	4	(0)	949
	Circuit Total	0	(0)	138	(4)	1,962	(53)	1,444	(39)	144	(4)	17	(0)	3,705
18	Cooper	0	(0)	18	(3)	346	(55)	229	(37)	20	(3)	12	(2)	625
	Pettis	0	(0)	92	(6)	960	(63)	436	(29)	27	(2)	6	(0)	1,521
	Circuit Total	0	(0)	110	(5)	1,306	(61)	665	(31)	47	(2)	18	(1)	2,146
19	Cole	1	(0)	224	(10)	1,029	(45)	926	(41)	62	(3)	28	(1)	2,270
	Circuit Total	1	(0)	224	(10)	1,029	(45)	926	(41)	62	(3)	28	(1)	2,270
20	Franklin	2	(0)	243	(8)	1,553	(49)	1,238	(39)	99	(3)	45	(1)	3,180
	Gasconade	0	(0)	43	(11)	161	(43)	136	(36)	33	(9)	1	(0)	374
	Osage	0	(0)	24	(13)	87	(47)	65	(35)	5	(3)	5	(3)	186
	Circuit Total	2	(0)	310	(8)	1,801	(48)	1,439	(38)	137	(4)	51	(1)	3,740
21	St. Louis County	1	(0)	2,185	(4)	28,612	(57)	16,874	(34)	931	(2)	1,227	(2)	49,830
	Circuit Total	1	(0)	2,185	(4)	28,612	(57)	16,874	(34)	931	(2)	1,227	(2)	49,830
22	City of St. Louis	10	(0)	2,844	(14)	10,670	(53)	6,291	(31)	401	(2)	48	(0)	20,264
	Circuit Total	10	(0)	2,844	(14)	10,670	(53)	6,291	(31)	401	(2)	48	(0)	20,264
23	Jefferson	0	(0)	247	(3)	4,228	(57)	2,585	(35)	252	(3)	60	(1)	7,372
	Circuit Total	0	(0)	247	(3)	4,228	(57)	2,585	(35)	252	(3)	60	(1)	7,372
24	Madison	0	(0)	25	(8)	155	(49)	108	(34)	24	(8)	7	(2)	319
	St. Francois	0	(0)	130	(6)	1,103	(49)	897	(40)	102	(5)	7	(0)	2,239
	Ste. Genevieve	0	(0)	41	(6)	315	(46)	239	(35)	31	(4)	64	(9)	690
	Washington	0	(0)	22	(3)	445	(64)	189	(27)	30	(4)	5	(1)	691
	Circuit Total	0	(0)	218	(6)	2,018	(51)	1,433	(36)	187	(5)	83	(2)	3,939

**Table 49**  
**Circuit Court, FY 2012**  
**Associate Civil - Small Claims Cases Disposed by Manner of Disposition**

Cir. No.	County	With Trial				Without Trial								Total Cases Disposed
		By Jury		By Non-Jury		Uncontested		Dismissal		Change of Venue		Other		
		#	%	#	%	#	%	#	%	#	%	#	%	
25	Maries	0	(0)	7	(4)	62	(34)	97	(54)	12	(7)	3	(2)	181
	Phelps	0	(0)	122	(12)	365	(37)	454	(45)	23	(2)	34	(3)	998
	Pulaski	0	(0)	107	(11)	485	(48)	366	(36)	37	(4)	12	(1)	1,007
	Texas	0	(0)	17	(3)	261	(43)	265	(44)	36	(6)	23	(4)	602
	Circuit Total	0	(0)	253	(9)	1,173	(42)	1,182	(42)	108	(4)	72	(3)	2,788
26	Camden	0	(0)	98	(7)	615	(43)	642	(45)	4	(0)	60	(4)	1,419
	Laclede	0	(0)	37	(5)	352	(50)	272	(39)	22	(3)	17	(2)	700
	Miller	0	(0)	26	(5)	240	(49)	184	(38)	18	(4)	18	(4)	486
	Moniteau	0	(0)	22	(7)	128	(43)	133	(44)	15	(5)	1	(0)	299
	Morgan	0	(0)	11	(3)	189	(48)	157	(40)	30	(8)	10	(3)	397
	Circuit Total	0	(0)	194	(6)	1,524	(46)	1,388	(42)	89	(3)	106	(3)	3,301
27	Bates	0	(0)	6	(1)	239	(57)	131	(31)	19	(5)	24	(6)	419
	Henry	0	(0)	40	(6)	381	(60)	189	(30)	15	(2)	8	(1)	633
	St. Clair	0	(0)	8	(4)	93	(49)	72	(38)	13	(7)	2	(1)	188
	Circuit Total	0	(0)	54	(4)	713	(58)	392	(32)	47	(4)	34	(3)	1,240
28	Barton	1	(0)	8	(3)	172	(67)	65	(25)	4	(2)	6	(2)	256
	Cedar	0	(0)	29	(9)	147	(45)	115	(35)	17	(5)	16	(5)	324
	Dade	0	(0)	12	(7)	89	(51)	62	(35)	9	(5)	3	(2)	175
	Vernon	0	(0)	5	(1)	228	(43)	193	(36)	12	(2)	94	(18)	532
	Circuit Total	1	(0)	54	(4)	636	(49)	435	(34)	42	(3)	119	(9)	1,287
29	Jasper	1	(0)	253	(6)	2,072	(52)	1,467	(37)	50	(1)	159	(4)	4,002
	Circuit Total	1	(0)	253	(6)	2,072	(52)	1,467	(37)	50	(1)	159	(4)	4,002
30	Benton	0	(0)	28	(7)	226	(53)	154	(36)	12	(3)	8	(2)	428
	Dallas	0	(0)	16	(5)	137	(45)	129	(42)	19	(6)	3	(1)	304
	Hickory	0	(0)	5	(3)	55	(35)	89	(57)	5	(3)	2	(1)	156
	Polk	0	(0)	24	(4)	346	(51)	265	(39)	30	(4)	13	(2)	678
	Webster	0	(0)	34	(3)	476	(46)	420	(41)	72	(7)	23	(2)	1,025
	Circuit Total	0	(0)	107	(4)	1,240	(48)	1,057	(41)	138	(5)	49	(2)	2,591
31	Greene	2	(0)	357	(3)	6,398	(57)	4,159	(37)	207	(2)	84	(1)	11,207
	Circuit Total	2	(0)	357	(3)	6,398	(57)	4,159	(37)	207	(2)	84	(1)	11,207
32	Bollinger	0	(0)	3	(1)	115	(56)	75	(36)	10	(5)	4	(2)	207
	Cape Girardeau	0	(0)	180	(6)	1,765	(60)	905	(31)	16	(1)	94	(3)	2,960
	Perry	0	(0)	22	(6)	257	(66)	101	(26)	8	(2)	0	(0)	388
	Circuit Total	0	(0)	205	(6)	2,137	(60)	1,081	(30)	34	(1)	98	(3)	3,555
33	Mississippi	0	(0)	19	(5)	253	(62)	124	(31)	6	(1)	4	(1)	406
	Scott	0	(0)	111	(7)	953	(63)	387	(26)	46	(3)	6	(0)	1,503
	Circuit Total	0	(0)	130	(7)	1,206	(63)	511	(27)	52	(3)	10	(1)	1,909
34	New Madrid	0	(0)	26	(6)	245	(58)	131	(31)	21	(5)	3	(1)	426
	Pemiscot	0	(0)	24	(4)	373	(64)	174	(30)	4	(1)	5	(1)	580
	Circuit Total	0	(0)	50	(5)	618	(61)	305	(30)	25	(2)	8	(1)	1,006
35	Dunklin	0	(0)	20	(2)	538	(58)	355	(38)	12	(1)	9	(1)	934
	Stoddard	0	(0)	39	(5)	483	(57)	291	(35)	11	(1)	17	(2)	841
	Circuit Total	0	(0)	59	(3)	1,021	(58)	646	(36)	23	(1)	26	(1)	1,775
36	Butler	0	(0)	136	(9)	706	(49)	532	(37)	38	(3)	24	(2)	1,436
	Ripley	0	(0)	20	(6)	160	(47)	153	(45)	6	(2)	2	(1)	341
	Circuit Total	0	(0)	156	(9)	866	(49)	685	(39)	44	(2)	26	(1)	1,777
37	Carter	0	(0)	10	(6)	44	(28)	38	(24)	6	(4)	60	(38)	158
	Howell	0	(0)	150	(15)	412	(42)	376	(38)	37	(4)	5	(1)	980
	Oregon	0	(0)	14	(8)	86	(49)	64	(36)	10	(6)	3	(2)	177
	Shannon	0	(0)	5	(4)	65	(50)	51	(39)	5	(4)	4	(3)	130
	Circuit Total	0	(0)	179	(12)	607	(42)	529	(37)	58	(4)	72	(5)	1,445
38	Christian	0	(0)	138	(6)	1,139	(50)	899	(39)	112	(5)	5	(0)	2,293
	Taney	1	(0)	138	(7)	832	(42)	825	(42)	89	(4)	100	(5)	1,985
	Circuit Total	1	(0)	276	(6)	1,971	(46)	1,724	(40)	201	(5)	105	(2)	4,278
39	Barry	0	(0)	76	(7)	486	(46)	365	(34)	39	(4)	102	(10)	1,068
	Lawrence	0	(0)	69	(8)	445	(52)	282	(33)	52	(6)	2	(0)	850
	Stone	0	(0)	71	(10)	244	(33)	367	(50)	44	(6)	13	(2)	739
	Circuit Total	0	(0)	216	(8)	1,175	(44)	1,014	(38)	135	(5)	117	(4)	2,657
40	McDonald	0	(0)	49	(8)	328	(52)	225	(36)	8	(1)	23	(4)	633
	Newton	0	(0)	663	(33)	447	(22)	743	(37)	67	(3)	78	(4)	1,998
	Circuit Total	0	(0)	712	(27)	775	(29)	968	(37)	75	(3)	101	(4)	2,631
41	Macon	0	(0)	14	(3)	273	(61)	134	(30)	8	(2)	21	(5)	450
	Shelby	0	(0)	31	(21)	57	(39)	51	(35)	0	(0)	8	(5)	147
	Circuit Total	0	(0)	45	(8)	330	(55)	185	(31)	8	(1)	29	(5)	597
42	Crawford	0	(0)	38	(6)	262	(44)	264	(44)	24	(4)	8	(1)	596
	Dent	0	(0)	19	(6)	145	(44)	149	(45)	16	(5)	1	(0)	330
	Iron	0	(0)	11	(4)	123	(48)	93	(37)	21	(8)	6	(2)	254
	Reynolds	0	(0)	11	(9)	59	(48)	52	(42)	2	(2)	0	(0)	124
	Wayne	0	(0)	39	(13)	119	(40)	105	(35)	27	(9)	8	(3)	298
	Circuit Total	0	(0)	118	(7)	708	(44)	663	(41)	90	(6)	23	(1)	1,602
43	Caldwell	0	(0)	20	(7)	138	(50)	96	(35)	19	(7)	2	(1)	275
	Clinton	0	(0)	18	(3)	365	(54)	220	(32)	66	(10)	10	(1)	679
	Daviess	0	(0)	4	(3)	84	(54)	51	(33)	10	(6)	6	(4)	155
	DeKalb	0	(0)	17	(5)	153	(47)	122	(38)	25	(8)	7	(2)	324
	Livingston	0	(0)	17	(6)	155	(50)	120	(39)	13	(4)	4	(1)	309
	Circuit Total	0	(0)	76	(4)	895	(51)	609	(35)	133	(8)	29	(2)	1,742
44	Douglas	0	(0)	17	(9)	82	(42)	89	(46)	5	(3)	2	(1)	195
	Ozark	0	(0)	9	(7)	73	(53)	45	(33)	8	(6)	3	(2)	138
	Wright	0	(0)	17	(6)	110	(41)	138	(51)	4	(1)	1	(0)	270
	Circuit Total	0	(0)	43	(7)	265	(44)	272	(45)	17	(3)	6	(1)	603
45	Lincoln	0	(0)	86	(5)	847	(50)	678	(40)	48	(3)	21	(1)	1,680
	Pike	0	(0)	22	(5)	285	(64)	119	(27)	14	(3)	2	(0)	442
	Circuit Total	0	(0)	108	(5)	1,132	(53)	797	(38)	62	(3)	23	(1)	2,122
STATE TOTAL		29	(0)	13,733	(6)	121,816	(54)	79,626	(35)	5,138	(2)	4,362	(2)	224,704

**Table 50**  
**Circuit Court, FY 2012**  
**Circuit Felony Cases Disposed by Manner of Disposition**

Cir. No.	County	With Trial				Without Trial										Total Cases Disposed
		By Jury		By Non-Jury		Guilty Plea		Dismissed				Change of Venue		Other		
		#	%	#	%	#	%	#	%	#	%	#	%	#	%	
1	Clark	0	(0)	0	(0)	66	(87)	4	(5)	0	(0)	3	(4)	3	(4)	76
	Schulyer	0	(0)	0	(0)	10	(63)	1	(6)	0	(0)	5	(31)	0	(0)	16
	Scotland	0	(0)	0	(0)	34	(89)	3	(8)	0	(0)	1	(3)	0	(0)	38
	Circuit Total	0	(0)	0	(0)	110	(85)	8	(6)	0	(0)	9	(7)	3	(2)	130
2	Adair	4	(2)	2	(1)	157	(62)	82	(32)	1	(0)	7	(3)	2	(1)	255
	Knox	0	(0)	0	(0)	15	(56)	6	(22)	4	(15)	2	(7)	0	(0)	27
	Lewis	0	(0)	0	(0)	58	(77)	16	(21)	0	(0)	1	(1)	0	(0)	75
	Circuit Total	4	(1)	2	(1)	230	(64)	104	(29)	5	(1)	10	(3)	2	(1)	357
3	Grundy	5	(6)	0	(0)	65	(80)	11	(14)	0	(0)	0	(0)	0	(0)	81
	Harrison	1	(1)	4	(4)	66	(73)	12	(13)	0	(0)	7	(8)	0	(0)	90
	Mercer	0	(0)	1	(4)	13	(52)	4	(16)	0	(0)	6	(24)	1	(4)	25
	Putnam	0	(0)	0	(0)	34	(85)	4	(10)	0	(0)	2	(5)	0	(0)	40
	Circuit Total	6	(3)	5	(2)	178	(75)	31	(13)	0	(0)	15	(6)	1	(0)	236
4	Atchison	0	(0)	0	(0)	38	(84)	4	(9)	0	(0)	3	(7)	0	(0)	45
	Gentry	0	(0)	0	(0)	11	(46)	4	(17)	1	(4)	8	(33)	0	(0)	24
	Holt	0	(0)	0	(0)	23	(79)	1	(3)	1	(3)	3	(10)	1	(3)	29
	Nodaway	6	(3)	0	(0)	130	(75)	31	(18)	1	(1)	6	(3)	0	(0)	174
	Worth	1	(14)	0	(0)	3	(43)	2	(29)	0	(0)	0	(0)	1	(14)	7
Circuit Total	7	(3)	0	(0)	205	(73)	42	(15)	3	(1)	20	(7)	2	(1)	279	
5	Andrew	1	(2)	0	(0)	59	(91)	5	(8)	0	(0)	0	(0)	0	(0)	65
	Buchanan	7	(1)	2	(0)	1,005	(95)	42	(4)	2	(0)	0	(0)	2	(0)	1,060
	Circuit Total	8	(1)	2	(0)	1064	(95)	47	(4)	2	(0)	0	(0)	2	(0)	1,125
6	Platte	2	(1)	5	(2)	283	(93)	11	(4)	0	(0)	0	(0)	3	(1)	304
	Circuit Total	2	(1)	5	(2)	283	(93)	11	(4)	0	(0)	0	(0)	3	(1)	304
7	Clay	14	(2)	2	(0)	492	(85)	39	(7)	1	(0)	0	(0)	33	(6)	581
	Circuit Total	14	(2)	2	(0)	492	(85)	39	(7)	1	(0)	0	(0)	33	(6)	581
8	Carroll	2	(5)	0	(0)	29	(69)	6	(14)	1	(2)	4	(10)	0	(0)	42
	Ray	2	(1)	1	(1)	118	(84)	9	(6)	0	(0)	6	(4)	4	(3)	140
	Circuit Total	4	(2)	1	(1)	147	(81)	15	(8)	1	(1)	10	(5)	4	(2)	182
9	Chariton	2	(5)	0	(0)	37	(84)	5	(11)	0	(0)	0	(0)	0	(0)	44
	Linn	1	(1)	2	(3)	54	(78)	9	(13)	0	(0)	2	(3)	1	(1)	69
	Sullivan	0	(0)	0	(0)	28	(78)	6	(17)	0	(0)	2	(6)	0	(0)	36
	Circuit Total	3	(2)	2	(1)	119	(80)	20	(13)	0	(0)	4	(3)	1	(1)	149
10	Marion	4	(2)	0	(0)	175	(86)	18	(9)	0	(0)	6	(3)	0	(0)	203
	Monroe	3	(8)	0	(0)	32	(82)	2	(5)	0	(0)	1	(3)	1	(3)	39
	Ralls	1	(1)	0	(0)	55	(77)	9	(13)	0	(0)	5	(7)	1	(1)	71
	Circuit Total	8	(3)	0	(0)	262	(84)	29	(9)	0	(0)	12	(4)	2	(1)	313
11	St. Charles	8	(1)	1	(0)	1,277	(94)	56	(4)	4	(0)	0	(0)	11	(1)	1,357
	Circuit Total	8	(1)	1	(0)	1277	(94)	56	(4)	4	(0)	0	(0)	11	(1)	1,357
12	Audrain	2	(1)	3	(1)	253	(92)	5	(2)	0	(0)	7	(3)	4	(1)	274
	Montgomery	2	(1)	1	(1)	119	(88)	2	(1)	10	(7)	0	(0)	1	(1)	135
	Warren	5	(1)	1	(0)	342	(94)	7	(2)	1	(0)	4	(1)	3	(1)	363
	Circuit Total	9	(1)	5	(1)	714	(92)	14	(2)	11	(1)	11	(1)	8	(1)	772
13	Boone	13	(1)	3	(0)	945	(87)	122	(11)	0	(0)	1	(0)	7	(1)	1,091
	Callaway	1	(0)	2	(1)	338	(92)	18	(5)	0	(0)	6	(2)	4	(1)	369
	Circuit Total	14	(1)	5	(0)	1283	(88)	140	(10)	0	(0)	7	(0)	11	(1)	1,460
14	Howard	0	(0)	0	(0)	52	(87)	5	(8)	0	(0)	2	(3)	1	(2)	60
	Randolph	3	(1)	3	(1)	256	(80)	30	(9)	0	(0)	24	(8)	4	(1)	320
	Circuit Total	3	(1)	3	(1)	308	(81)	35	(9)	0	(0)	26	(7)	5	(1)	380
15	Lafayette	6	(2)	1	(0)	310	(82)	45	(12)	0	(0)	16	(4)	1	(0)	379
	Saline	3	(1)	3	(1)	197	(80)	22	(9)	1	(0)	17	(7)	2	(1)	245
	Circuit Total	9	(1)	4	(1)	507	(81)	67	(11)	1	(0)	33	(5)	3	(0)	624
16	Jackson	36	(1)	12	(0)	2,979	(84)	491	(14)	4	(0)	0	(0)	35	(1)	3,557
	Circuit Total	36	(1)	12	(0)	2979	(84)	491	(14)	4	(0)	0	(0)	35	(1)	3,557
17	Cass	3	(1)	1	(0)	491	(88)	52	(9)	8	(1)	2	(0)	2	(0)	559
	Johnson	1	(0)	1	(0)	225	(88)	23	(9)	0	(0)	1	(0)	4	(2)	255
	Circuit Total	4	(0)	2	(0)	716	(88)	75	(9)	8	(1)	3	(0)	6	(1)	814
18	Cooper	1	(0)	0	(0)	227	(89)	27	(11)	0	(0)	1	(0)	0	(0)	256
	Pettis	3	(1)	0	(0)	372	(82)	64	(14)	1	(0)	7	(2)	4	(1)	451
	Circuit Total	4	(1)	0	(0)	599	(85)	91	(13)	1	(0)	8	(1)	4	(1)	707
19	Cole	9	(2)	1	(0)	472	(84)	62	(11)	3	(1)	2	(0)	10	(2)	559
	Circuit Total	9	(2)	1	(0)	472	(84)	62	(11)	3	(1)	2	(0)	10	(2)	559
20	Franklin	3	(1)	4	(1)	504	(85)	75	(13)	1	(0)	1	(0)	4	(1)	592
	Gasconade	1	(1)	1	(1)	76	(84)	7	(8)	0	(0)	6	(7)	0	(0)	91
	Osage	0	(0)	0	(0)	34	(79)	8	(19)	0	(0)	1	(2)	0	(0)	43
	Circuit Total	4	(1)	5	(1)	614	(85)	90	(12)	1	(0)	8	(1)	4	(1)	726
21	St. Louis County	45	(1)	22	(1)	4,062	(93)	161	(4)	30	(1)	2	(0)	27	(1)	4,349
	Circuit Total	45	(1)	22	(1)	4062	(93)	161	(4)	30	(1)	2	(0)	27	(1)	4,349
22	City of St. Louis	171	(5)	35	(1)	2,863	(80)	436	(12)	9	(0)	10	(0)	41	(1)	3,565
	Circuit Total	171	(5)	35	(1)	2,863	(80)	436	(12)	9	(0)	10	(0)	41	(1)	3,565
23	Jefferson	6	(1)	0	(0)	1,020	(91)	48	(4)	2	(0)	1	(0)	48	(4)	1,125
	Circuit Total	6	(1)	0	(0)	1020	(91)	48	(4)	2	(0)	1	(0)	48	(4)	1,125
24	Madison	0	(0)	0	(0)	105	(78)	21	(16)	0	(0)	7	(5)	1	(1)	134
	St. Francois	4	(1)	3	(0)	553	(83)	102	(15)	1	(0)	0	(0)	2	(0)	665
	Ste. Genevieve	3	(2)	0	(0)	148	(82)	27	(15)	0	(0)	1	(1)	1	(1)	180
	Washington	3	(1)	0	(0)	221	(78)	52	(18)	1	(0)	3	(1)	2	(1)	282
	Circuit Total	10	(1)	3	(0)	1027	(81)	202	(16)	2	(0)	11	(1)	6	(0)	1,261

**Table 50**  
**Circuit Court, FY 2012**  
**Circuit Felony Cases Disposed by Manner of Disposition**

Cir. No.	County	With Trial				Without Trial								Total Cases Disposed
		By Jury		By Non-Jury		Guilty Plea	Dismissed				Change of Venue		Other	
		#	%	#	%		By State	%	By Court	%	#	%	#	%
25	Maries	0	(0)	0	(0)	47	(78)	7	(12)	0	(0)	3	(5)	60
	Phelps	7	(1)	2	(0)	455	(67)	151	(22)	5	(1)	57	(8)	680
	Pulaski	3	(1)	0	(0)	248	(67)	105	(29)	1	(0)	10	(3)	368
	Texas	2	(1)	1	(0)	150	(72)	23	(11)	3	(1)	27	(13)	208
	<b>Circuit Total</b>	<b>12</b>	<b>(1)</b>	<b>3</b>	<b>(0)</b>	<b>900</b>	<b>(68)</b>	<b>286</b>	<b>(22)</b>	<b>9</b>	<b>(1)</b>	<b>97</b>	<b>(7)</b>	<b>1,316</b>
26	Camden	3	(1)	5	(1)	258	(70)	52	(14)	1	(0)	10	(3)	366
	Laclede	2	(1)	2	(1)	268	(83)	21	(7)	2	(1)	4	(1)	322
	Miller	1	(0)	1	(0)	214	(83)	16	(6)	0	(0)	1	(0)	257
	Moniteau	1	(1)	0	(0)	92	(93)	3	(3)	0	(0)	0	(0)	99
	Morgan	0	(0)	1	(1)	117	(76)	18	(12)	0	(0)	5	(3)	153
	<b>Circuit Total</b>	<b>7</b>	<b>(1)</b>	<b>9</b>	<b>(1)</b>	<b>949</b>	<b>(79)</b>	<b>110</b>	<b>(9)</b>	<b>3</b>	<b>(0)</b>	<b>20</b>	<b>(8)</b>	<b>1,197</b>
27	Bates	2	(1)	3	(2)	153	(89)	10	(6)	0	(0)	2	(1)	172
	Henry	5	(2)	5	(2)	235	(81)	35	(12)	2	(1)	5	(2)	290
	St. Clair	3	(4)	2	(3)	44	(64)	11	(16)	3	(4)	5	(7)	69
	<b>Circuit Total</b>	<b>10</b>	<b>(2)</b>	<b>10</b>	<b>(2)</b>	<b>432</b>	<b>(81)</b>	<b>56</b>	<b>(11)</b>	<b>5</b>	<b>(1)</b>	<b>12</b>	<b>(2)</b>	<b>531</b>
28	Barton	0	(0)	0	(0)	48	(87)	2	(4)	0	(0)	3	(5)	55
	Cedar	2	(1)	1	(1)	110	(78)	13	(9)	1	(1)	9	(6)	141
	Dade	0	(0)	0	(0)	33	(80)	4	(10)	0	(0)	4	(10)	41
	Vernon	0	(0)	4	(2)	171	(86)	19	(10)	4	(2)	0	(0)	198
	<b>Circuit Total</b>	<b>2</b>	<b>(0)</b>	<b>5</b>	<b>(1)</b>	<b>362</b>	<b>(83)</b>	<b>38</b>	<b>(9)</b>	<b>5</b>	<b>(1)</b>	<b>16</b>	<b>(4)</b>	<b>435</b>
29	Jasper	3	(0)	2	(0)	659	(82)	137	(17)	1	(0)	1	(0)	807
	<b>Circuit Total</b>	<b>3</b>	<b>(0)</b>	<b>2</b>	<b>(0)</b>	<b>659</b>	<b>(82)</b>	<b>137</b>	<b>(17)</b>	<b>1</b>	<b>(0)</b>	<b>1</b>	<b>(0)</b>	<b>807</b>
30	Benton	1	(1)	0	(0)	121	(85)	18	(13)	0	(0)	3	(2)	143
	Dallas	3	(3)	1	(1)	64	(72)	17	(19)	0	(0)	3	(3)	89
	Hickory	2	(4)	1	(2)	43	(77)	6	(11)	0	(0)	3	(5)	56
	Polk	2	(1)	0	(0)	227	(79)	52	(18)	0	(0)	6	(2)	289
	Webster	1	(0)	0	(0)	194	(79)	50	(20)	0	(0)	1	(0)	247
	<b>Circuit Total</b>	<b>9</b>	<b>(1)</b>	<b>2</b>	<b>(0)</b>	<b>649</b>	<b>(79)</b>	<b>143</b>	<b>(17)</b>	<b>0</b>	<b>(0)</b>	<b>16</b>	<b>(2)</b>	<b>824</b>
31	Greene	12	(1)	15	(1)	1,634	(85)	240	(13)	5	(0)	0	(0)	1,918
	<b>Circuit Total</b>	<b>12</b>	<b>(1)</b>	<b>15</b>	<b>(1)</b>	<b>1,634</b>	<b>(85)</b>	<b>240</b>	<b>(13)</b>	<b>5</b>	<b>(0)</b>	<b>0</b>	<b>(0)</b>	<b>1,918</b>
32	Bollinger	0	(0)	0	(0)	65	(77)	12	(14)	0	(0)	7	(8)	84
	Cape Girardeau	13	(2)	3	(1)	487	(87)	49	(9)	1	(0)	4	(1)	557
	Perry	2	(1)	2	(1)	165	(76)	22	(10)	0	(0)	25	(12)	217
	<b>Circuit Total</b>	<b>15</b>	<b>(2)</b>	<b>5</b>	<b>(1)</b>	<b>717</b>	<b>(84)</b>	<b>83</b>	<b>(10)</b>	<b>1</b>	<b>(0)</b>	<b>36</b>	<b>(4)</b>	<b>858</b>
33	Mississippi	1	(0)	1	(0)	179	(64)	69	(25)	1	(0)	29	(10)	281
	Scott	6	(1)	2	(0)	510	(74)	119	(17)	1	(0)	42	(6)	688
	<b>Circuit Total</b>	<b>7</b>	<b>(1)</b>	<b>3</b>	<b>(0)</b>	<b>689</b>	<b>(71)</b>	<b>188</b>	<b>(19)</b>	<b>2</b>	<b>(0)</b>	<b>71</b>	<b>(7)</b>	<b>969</b>
34	New Madrid	3	(1)	0	(0)	218	(65)	100	(30)	0	(0)	10	(3)	334
	Pemiscot	1	(0)	0	(0)	315	(72)	88	(20)	0	(0)	32	(7)	436
	<b>Circuit Total</b>	<b>4</b>	<b>(1)</b>	<b>0</b>	<b>(0)</b>	<b>533</b>	<b>(69)</b>	<b>188</b>	<b>(24)</b>	<b>0</b>	<b>(0)</b>	<b>42</b>	<b>(5)</b>	<b>770</b>
35	Dunklin	1	(0)	3	(1)	485	(81)	85	(14)	0	(0)	17	(3)	598
	Stoddard	0	(0)	1	(0)	227	(65)	66	(19)	25	(7)	29	(8)	351
	<b>Circuit Total</b>	<b>1</b>	<b>(0)</b>	<b>4</b>	<b>(0)</b>	<b>712</b>	<b>(75)</b>	<b>151</b>	<b>(16)</b>	<b>25</b>	<b>(3)</b>	<b>46</b>	<b>(5)</b>	<b>949</b>
36	Butler	3	(1)	0	(0)	286	(60)	154	(32)	0	(0)	24	(5)	478
	Ripley	0	(0)	0	(0)	77	(64)	35	(29)	0	(0)	8	(7)	120
	<b>Circuit Total</b>	<b>3</b>	<b>(1)</b>	<b>0</b>	<b>(0)</b>	<b>363</b>	<b>(61)</b>	<b>189</b>	<b>(32)</b>	<b>0</b>	<b>(0)</b>	<b>32</b>	<b>(5)</b>	<b>598</b>
37	Carter	2	(5)	0	(0)	14	(37)	14	(37)	0	(0)	6	(16)	38
	Howell	3	(1)	1	(0)	333	(73)	82	(18)	5	(1)	25	(5)	456
	Oregon	3	(4)	0	(0)	48	(58)	22	(27)	1	(1)	8	(10)	83
	Shannon	0	(0)	0	(0)	20	(42)	24	(50)	2	(4)	0	(0)	48
	<b>Circuit Total</b>	<b>8</b>	<b>(1)</b>	<b>1</b>	<b>(0)</b>	<b>415</b>	<b>(66)</b>	<b>142</b>	<b>(23)</b>	<b>8</b>	<b>(1)</b>	<b>39</b>	<b>(6)</b>	<b>625</b>
38	Christian	4	(1)	0	(0)	319	(83)	55	(14)	1	(0)	0	(0)	386
	Taney	11	(2)	8	(1)	474	(78)	104	(17)	1	(0)	5	(1)	605
	<b>Circuit Total</b>	<b>15</b>	<b>(2)</b>	<b>8</b>	<b>(1)</b>	<b>793</b>	<b>(80)</b>	<b>159</b>	<b>(16)</b>	<b>2</b>	<b>(0)</b>	<b>5</b>	<b>(1)</b>	<b>991</b>
39	Barry	3	(1)	2	(1)	295	(84)	43	(12)	1	(0)	2	(1)	353
	Lawrence	1	(0)	2	(1)	265	(79)	36	(11)	8	(2)	21	(6)	337
	Stone	1	(0)	0	(0)	209	(80)	41	(16)	4	(2)	4	(2)	261
	<b>Circuit Total</b>	<b>5</b>	<b>(1)</b>	<b>4</b>	<b>(0)</b>	<b>769</b>	<b>(81)</b>	<b>120</b>	<b>(13)</b>	<b>13</b>	<b>(1)</b>	<b>27</b>	<b>(3)</b>	<b>951</b>
40	McDonald	4	(3)	2	(1)	110	(69)	38	(24)	0	(0)	0	(0)	160
	Newton	5	(2)	0	(0)	183	(59)	63	(20)	1	(0)	24	(8)	308
	<b>Circuit Total</b>	<b>9</b>	<b>(2)</b>	<b>2</b>	<b>(0)</b>	<b>293</b>	<b>(63)</b>	<b>101</b>	<b>(22)</b>	<b>1</b>	<b>(0)</b>	<b>24</b>	<b>(5)</b>	<b>468</b>
41	Macon	3	(2)	1	(1)	124	(77)	28	(17)	0	(0)	4	(2)	162
	Shelby	0	(0)	1	(3)	33	(87)	2	(5)	0	(0)	0	(0)	38
	<b>Circuit Total</b>	<b>3</b>	<b>(2)</b>	<b>2</b>	<b>(1)</b>	<b>157</b>	<b>(79)</b>	<b>30</b>	<b>(15)</b>	<b>0</b>	<b>(0)</b>	<b>4</b>	<b>(2)</b>	<b>200</b>
42	Crawford	5	(1)	2	(1)	319	(82)	42	(11)	4	(1)	13	(3)	389
	Dent	3	(1)	0	(0)	145	(55)	26	(10)	0	(0)	90	(34)	264
	Iron	2	(3)	0	(0)	54	(69)	17	(22)	0	(0)	5	(6)	78
	Reynolds	0	(0)	0	(0)	49	(82)	8	(13)	0	(0)	2	(3)	60
	Wayne	0	(0)	0	(0)	104	(65)	38	(24)	1	(1)	13	(8)	159
	<b>Circuit Total</b>	<b>10</b>	<b>(1)</b>	<b>2</b>	<b>(0)</b>	<b>671</b>	<b>(71)</b>	<b>131</b>	<b>(14)</b>	<b>5</b>	<b>(1)</b>	<b>123</b>	<b>(13)</b>	<b>950</b>
43	Caldwell	1	(1)	0	(0)	58	(81)	11	(15)	0	(0)	0	(0)	72
	Clinton	0	(0)	0	(0)	89	(83)	13	(12)	0	(0)	2	(2)	107
	Daviess	2	(2)	0	(0)	91	(84)	7	(6)	0	(0)	8	(7)	108
	DeKalb	0	(0)	1	(1)	83	(88)	5	(5)	1	(1)	1	(1)	94
	Livingston	3	(2)	0	(0)	109	(78)	21	(15)	0	(0)	6	(4)	140
	<b>Circuit Total</b>	<b>6</b>	<b>(1)</b>	<b>1</b>	<b>(0)</b>	<b>430</b>	<b>(83)</b>	<b>57</b>	<b>(11)</b>	<b>1</b>	<b>(0)</b>	<b>17</b>	<b>(3)</b>	<b>521</b>
44	Douglas	2	(2)	3	(2)	84	(69)	25	(21)	1	(1)	6	(5)	121
	Ozark	0	(0)	1	(1)	60	(63)	25	(26)	0	(0)	4	(4)	95
	Wright	3	(1)	0	(0)	169	(75)	46	(20)	0	(0)	4	(2)	226
	<b>Circuit Total</b>	<b>5</b>	<b>(1)</b>	<b>4</b>	<b>(1)</b>	<b>313</b>	<b>(71)</b>	<b>96</b>	<b>(22)</b>	<b>1</b>	<b>(0)</b>	<b>14</b>	<b>(3)</b>	<b>442</b>
45	Lincoln	4	(1)	0	(0)	469	(84)	75	(13)	2	(0)	5	(1)	558
	Pike	2	(1)	0	(0)	149	(90)	7	(4)	2	(1)	5	(3)	166
	<b>Circuit Total</b>	<b>6</b>	<b>(1)</b>	<b>0</b>	<b>(0)</b>	<b>618</b>	<b>(85)</b>	<b>82</b>	<b>(11)</b>	<b>4</b>	<b>(1)</b>	<b>10</b>	<b>(1)</b>	<b>724</b>
	<b>STATE TOTAL</b>	<b>540</b>	<b>(1)</b>	<b>199</b>	<b>(0)</b>	<b>34,589</b>	<b>(82)</b>	<b>5,041</b>	<b>(12)</b>	<b>179</b>	<b>(0)</b>	<b>854</b>	<b>(2)</b>	<b>41,956</b>

**Table 51**  
**Circuit Court, FY 2012**  
**Associate Felony Cases Disposed by Manner of Disposition**

Cir. No.	County	Guilty Plea # %		Dismissed				Bound Over						*Other # %		Total Cases Disposed
				By State # %		By Court # %		Indictment # %	w/Prelim Hearing # %		w/o Prelim Hearing # %					
1	Clark	5	(6)	4	(5)	0	(0)		0	(0)	7	(8)	67	(81)	0	(0)
	Schulyer	4	(17)	7	(29)	0	(0)	0	(0)	0	(0)	13	(54)	0	(0)	24
	Scotland	3	(7)	2	(4)	0	(0)	0	(0)	6	(13)	35	(76)	0	(0)	46
	Circuit Total	12	(8)	13	(8)	0	(0)	0	(0)	13	(8)	115	(75)	0	(0)	153
2	Adair	7	(2)	60	(18)	1	(0)	0	(0)	23	(7)	240	(72)	1	(0)	332
	Knox	4	(13)	12	(38)	0	(0)	0	(0)	1	(3)	15	(47)	0	(0)	32
	Lewis	17	(14)	30	(24)	0	(0)	0	(0)	5	(4)	72	(58)	0	(0)	124
	Circuit Total	28	(6)	102	(21)	1	(0)	0	(0)	29	(6)	327	(67)	1	(0)	488
3	Grundy	13	(11)	24	(20)	2	(2)	0	(0)	7	(6)	77	(63)	0	(0)	123
	Harrison	18	(12)	35	(22)	1	(1)	0	(0)	9	(6)	82	(53)	11	(7)	156
	Mercer	6	(14)	11	(26)	2	(5)	0	(0)	3	(7)	18	(43)	2	(5)	42
	Putnam	2	(3)	10	(16)	3	(5)	0	(0)	12	(20)	34	(56)	0	(0)	61
	Circuit Total	39	(10)	80	(21)	8	(2)	0	(0)	31	(8)	211	(55)	13	(3)	382
4	Atchison	12	(20)	8	(13)	0	(0)	0	(0)	9	(15)	31	(52)	0	(0)	60
	Gentry	7	(18)	8	(21)	2	(5)	0	(0)	4	(11)	17	(45)	0	(0)	38
	Holt	6	(15)	4	(10)	1	(3)	0	(0)	2	(5)	26	(65)	1	(3)	40
	Nodaway	21	(10)	36	(17)	6	(3)	0	(0)	27	(13)	121	(57)	0	(0)	211
	Worth	0	(0)	2	(33)	0	(0)	0	(0)	0	(0)	4	(67)	0	(0)	6
	Circuit Total	46	(13)	58	(16)	9	(3)	0	(0)	42	(12)	199	(56)	1	(0)	355
5	Andrew	42	(30)	20	(14)	2	(1)	0	(0)	1	(1)	74	(52)	2	(1)	141
	Buchanan	25	(2)	87	(7)	4	(0)	0	(0)	17	(1)	959	(82)	83	(7)	1,175
	Circuit Total	67	(5)	107	(8)	6	(0)	0	(0)	18	(1)	1,033	(78)	85	(6)	1,316
6	Platte	9	(2)	25	(6)	2	(0)	0	(0)	21	(5)	301	(71)	68	(16)	426
	Circuit Total	9	(2)	25	(6)	2	(0)	0	(0)	21	(5)	301	(71)	68	(16)	426
7	Clay	379	(32)	119	(10)	19	(2)	0	(0)	13	(1)	636	(54)	3	(0)	1,169
	Circuit Total	379	(32)	119	(10)	19	(2)	0	(0)	13	(1)	636	(54)	3	(0)	1,169
8	Carroll	8	(14)	17	(29)	0	(0)	0	(0)	4	(7)	30	(51)	0	(0)	59
	Ray	22	(10)	28	(13)	2	(1)	1	(0)	24	(11)	133	(63)	1	(0)	211
	Circuit Total	30	(11)	45	(17)	2	(1)	1	(0)	28	(10)	163	(60)	1	(0)	270
9	Chariton	5	(7)	8	(12)	0	(0)	0	(0)	14	(20)	41	(59)	1	(1)	69
	Linn	11	(9)	33	(27)	2	(2)	0	(0)	16	(13)	61	(49)	1	(1)	124
	Sullivan	10	(14)	17	(25)	2	(3)	0	(0)	3	(4)	31	(45)	6	(9)	69
	Circuit Total	26	(10)	58	(22)	4	(2)	0	(0)	33	(13)	133	(51)	8	(3)	262
10	Marion	0	(0)	9	(4)	0	(0)	0	(0)	22	(11)	171	(85)	0	(0)	202
	Monroe	7	(15)	5	(10)	1	(2)	0	(0)	6	(13)	28	(58)	1	(2)	48
	Ralls	5	(7)	6	(8)	0	(0)	0	(0)	16	(22)	47	(64)	0	(0)	74
	Circuit Total	12	(4)	20	(6)	1	(0)	0	(0)	44	(14)	246	(76)	1	(0)	324
11	St. Charles	152	(9)	141	(9)	39	(2)	175	(11)	66	(4)	1,083	(65)	0	(0)	1,656
	Circuit Total	152	(9)	141	(9)	39	(2)	175	(11)	66	(4)	1,083	(65)	0	(0)	1,656
12	Audrain	39	(12)	22	(7)	2	(1)	0	(0)	11	(3)	263	(78)	1	(0)	338
	Montgomery	23	(13)	25	(14)	0	(0)	0	(0)	14	(8)	115	(64)	4	(2)	181
	Warren	14	(3)	8	(2)	3	(1)	0	(0)	64	(15)	343	(79)	0	(0)	432
	Circuit Total	76	(8)	55	(6)	5	(1)	0	(0)	89	(9)	721	(76)	5	(1)	951
13	Boone	316	(20)	166	(11)	8	(1)	133	(8)	21	(1)	916	(58)	18	(1)	1,578
	Callaway	77	(16)	48	(10)	1	(0)	0	(0)	41	(8)	313	(63)	13	(3)	493
	Circuit Total	393	(19)	214	(10)	9	(0)	133	(6)	62	(3)	1,229	(59)	31	(1)	2,071
14	Howard	13	(15)	9	(10)	0	(0)	0	(0)	2	(2)	63	(72)	1	(1)	88
	Randolph	22	(5)	46	(11)	5	(1)	0	(0)	62	(14)	299	(69)	0	(0)	434
	Circuit Total	35	(7)	55	(11)	5	(1)	0	(0)	64	(12)	362	(69)	1	(0)	522
15	Lafayette	22	(5)	17	(4)	7	(2)	1	(0)	49	(12)	310	(73)	16	(4)	422
	Saline	18	(7)	13	(5)	0	(0)	0	(0)	0	(0)	153	(57)	85	(32)	269
	Circuit Total	40	(6)	30	(4)	7	(1)	1	(0)	49	(7)	463	(67)	101	(15)	691
16	Jackson	181	(4)	594	(13)	13	(0)	1,084	(24)	20	(0)	2,525	(57)	17	(0)	4,434
	Circuit Total	181	(4)	594	(13)	13	(0)	1,084	(24)	20	(0)	2,525	(57)	17	(0)	4,434
17	Cass	13	(3)	73	(15)	0	(0)	67	(14)	8	(2)	330	(67)	0	(0)	491
	Johnson	34	(9)	61	(16)	0	(0)	69	(18)	3	(1)	215	(56)	5	(1)	387
	Circuit Total	47	(5)	134	(15)	0	(0)	136	(15)	11	(1)	545	(62)	5	(1)	878
18	Cooper	41	(14)	24	(8)	0	(0)	21	(7)	7	(2)	193	(67)	2	(1)	288
	Pettis	76	(13)	81	(14)	0	(0)	74	(13)	0	(0)	334	(58)	13	(2)	578
	Circuit Total	117	(14)	105	(12)	0	(0)	95	(11)	7	(1)	527	(61)	15	(2)	866
19	Cole	42	(6)	79	(12)	4	(1)	237	(36)	45	(7)	224	(34)	20	(3)	651
	Circuit Total	42	(6)	79	(12)	4	(1)	237	(36)	45	(7)	224	(34)	20	(3)	651
20	Franklin	26	(5)	58	(11)	3	(1)	75	(15)	17	(3)	322	(63)	10	(2)	511
	Gasconade	5	(4)	20	(16)	3	(2)	0	(0)	16	(13)	82	(65)	0	(0)	126
	Osage	8	(15)	6	(11)	0	(0)	0	(0)	10	(19)	30	(56)	0	(0)	54
	Circuit Total	39	(6)	84	(12)	6	(1)	75	(11)	43	(6)	434	(63)	10	(1)	691
21	St. Louis County	87	(2)	55	(1)	242	(5)	2,142	(43)	316	(6)	2,133	(43)	13	(0)	4,988
	Circuit Total	87	(2)	55	(1)	242	(5)	2,142	(43)	316	(6)	2,133	(43)	13	(0)	4,988
22	City of St. Louis	18	(0)	463	(11)	255	(6)	2,835	(65)	477	(11)	300	(7)	9	(0)	4,357
	Circuit Total	18	(0)	463	(11)	255	(6)	2,835	(65)	477	(11)	300	(7)	9	(0)	4,357
23	Jefferson	149	(10)	140	(9)	33	(2)	0	(0)	59	(4)	1,107	(74)	1	(0)	1,489
	Circuit Total	149	(10)	140	(9)	33	(2)	0	(0)	59	(4)	1,107	(74)	1	(0)	1,489
24	Madison	38	(21)	33	(19)	4	(2)	0	(0)	9	(5)	91	(51)	2	(1)	177
	St. Francois	93	(9)	280	(27)	21	(2)	0	(0)	23	(2)	625	(60)	1	(0)	1,043
	Ste. Genevieve	58	(22)	72	(27)	0	(0)	0	(0)	5	(2)	129	(49)	0	(0)	264
	Washington	49	(14)	87	(25)	1	(0)	0	(0)	6	(2)	203	(59)	0	(0)	346
	Circuit Total	238	(13)	472	(26)	26	(1)	0	(0)	43	(2)	1,048	(57)	3	(0)	1,830

**Table 51**  
**Circuit Court, FY 2012**  
**Associate Felony Cases Disposed by Manner of Disposition**

Cir. No.	County	Guilty Plea		Dismissed				Bound Over								*Other	Total Cases Disposed
				By State		By Court		Indictment		w/Prelim Hearing		w/o Prelim Hearing					
		#	%	#	%	#	%	#	%	#	%	#	%	#	%	#	%
25	Maries	13	(14)	21	(22)	0	(0)	0	(0)	16	(17)	40	(42)	5	(5)		95
	Phelps	14	(2)	210	(25)	29	(3)	0	(0)	69	(8)	517	(62)	0	(0)		839
	Pulaski	57	(8)	226	(32)	8	(1)	0	(0)	28	(4)	398	(56)	0	(0)		717
	Texas	13	(5)	31	(11)	2	(1)	0	(0)	44	(16)	178	(66)	3	(1)		271
	Circuit Total	97	(5)	488	(25)	39	(2)	0	(0)	157	(8)	1,133	(59)	8	(0)		1,922
26	Camden	95	(17)	57	(10)	18	(3)	0	(0)	91	(16)	291	(52)	11	(2)		563
	Laclede	24	(6)	45	(11)	1	(0)	0	(0)	22	(5)	310	(76)	6	(1)		408
	Miller	70	(18)	23	(6)	0	(0)	0	(0)	150	(38)	142	(36)	9	(2)		394
	Moniteau	3	(2)	36	(25)	3	(2)	0	(0)	13	(9)	87	(61)	0	(0)		142
	Morgan	58	(23)	26	(10)	3	(1)	0	(0)	24	(9)	134	(52)	12	(5)		257
Circuit Total	250	(14)	187	(11)	25	(1)	0	(0)	300	(17)	964	(55)	38	(2)		1,764	
27	Bates	33	(12)	40	(14)	3	(1)	0	(0)	17	(6)	182	(66)	2	(1)		277
	Henry	21	(6)	33	(9)	12	(3)	0	(0)	34	(9)	258	(72)	0	(0)		358
	St. Clair	19	(18)	22	(21)	1	(1)	0	(0)	8	(8)	53	(51)	0	(0)		103
	Circuit Total	73	(10)	95	(13)	16	(2)	0	(0)	59	(8)	493	(67)	2	(0)		738
28	Barton	4	(5)	8	(9)	1	(1)	0	(0)	5	(6)	63	(73)	5	(6)		86
	Cedar	26	(12)	24	(11)	2	(1)	0	(0)	29	(14)	129	(61)	1	(0)		211
	Dade	11	(15)	17	(23)	1	(1)	0	(0)	10	(13)	35	(47)	1	(1)		75
	Vernon	85	(25)	86	(25)	0	(0)	0	(0)	22	(6)	151	(44)	0	(0)		344
	Circuit Total	126	(18)	135	(19)	4	(1)	0	(0)	66	(9)	378	(53)	7	(1)		716
29	Jasper	286	(16)	515	(29)	16	(1)	0	(0)	110	(6)	723	(41)	104	(6)		1,754
	Circuit Total	286	(16)	515	(29)	16	(1)	0	(0)	110	(6)	723	(41)	104	(6)		1,754
30	Benton	22	(11)	43	(21)	0	(0)	0	(0)	13	(6)	125	(62)	0	(0)		203
	Dallas	5	(5)	11	(10)	1	(1)	0	(0)	29	(26)	61	(55)	3	(3)		110
	Hickory	2	(3)	14	(19)	0	(0)	0	(0)	44	(59)	13	(18)	1	(1)		74
	Polk	31	(8)	66	(16)	0	(0)	15	(4)	96	(24)	184	(46)	12	(3)		404
	Webster	19	(5)	122	(31)	7	(2)	0	(0)	33	(8)	216	(54)	1	(0)		398
	Circuit Total	79	(7)	256	(22)	8	(1)	15	(1)	215	(18)	599	(50)	17	(1)		1,189
31	Greene	78	(3)	245	(10)	100	(4)	0	(0)	252	(10)	1,722	(72)	5	(0)		2,402
	Circuit Total	78	(3)	245	(10)	100	(4)	0	(0)	252	(10)	1,722	(72)	5	(0)		2,402
32	Bollinger	21	(16)	26	(20)	1	(1)	0	(0)	14	(11)	67	(52)	0	(0)		129
	Cape Girardeau	148	(19)	105	(14)	7	(1)	0	(0)	97	(13)	417	(54)	2	(0)		776
	Perry	10	(4)	44	(16)	4	(1)	0	(0)	49	(17)	169	(60)	6	(2)		282
	Circuit Total	179	(15)	175	(15)	12	(1)	0	(0)	160	(13)	653	(55)	8	(1)		1,187
33	Mississippi	42	(11)	61	(17)	19	(5)	0	(0)	38	(10)	207	(56)	0	(0)		367
	Scott	135	(17)	160	(20)	11	(1)	40	(5)	66	(8)	391	(48)	4	(0)		807
	Circuit Total	177	(15)	221	(19)	30	(3)	40	(3)	104	(9)	598	(51)	4	(0)		1,174
34	New Madrid	18	(5)	60	(16)	6	(2)	0	(0)	23	(6)	272	(71)	2	(1)		381
	Pemiscot	1	(0)	84	(17)	0	(0)	0	(0)	88	(17)	331	(66)	0	(0)		504
	Circuit Total	19	(2)	144	(16)	6	(1)	0	(0)	111	(13)	603	(68)	2	(0)		885
35	Dunklin	110	(14)	89	(11)	0	(0)	0	(0)	31	(4)	575	(71)	2	(0)		807
	Stoddard	58	(9)	248	(39)	8	(1)	0	(0)	38	(6)	281	(44)	8	(1)		641
	Circuit Total	168	(12)	337	(23)	8	(1)	0	(0)	69	(5)	856	(59)	10	(1)		1,448
36	Butler	20	(3)	175	(26)	2	(0)	0	(0)	109	(16)	358	(53)	16	(2)		680
	Ripley	32	(13)	91	(37)	2	(1)	0	(0)	26	(10)	93	(37)	5	(2)		249
	Circuit Total	52	(6)	266	(29)	4	(0)	0	(0)	135	(15)	451	(49)	21	(2)		929
37	Carter	1	(1)	38	(46)	0	(0)	0	(0)	9	(11)	29	(35)	5	(6)		82
	Howell	31	(5)	152	(22)	12	(2)	0	(0)	76	(11)	411	(60)	1	(0)		683
	Oregon	3	(2)	19	(16)	0	(0)	0	(0)	17	(14)	75	(61)	8	(7)		122
	Shannon	5	(4)	66	(54)	0	(0)	0	(0)	2	(2)	47	(39)	2	(2)		122
	Circuit Total	40	(4)	275	(27)	12	(1)	0	(0)	104	(10)	562	(56)	16	(2)		1,009
38	Christian	32	(6)	108	(20)	5	(1)	0	(0)	15	(3)	370	(67)	21	(4)		551
	Taney	69	(8)	158	(19)	7	(1)	0	(0)	82	(10)	519	(61)	11	(1)		846
	Circuit Total	101	(7)	266	(19)	12	(1)	0	(0)	97	(7)	889	(64)	32	(2)		1,397
39	Barry	67	(10)	153	(24)	16	(2)	0	(0)	21	(3)	346	(54)	41	(6)		644
	Lawrence	36	(6)	87	(15)	14	(2)	0	(0)	81	(14)	339	(60)	8	(1)		565
	Stone	52	(12)	100	(24)	8	(2)	0	(0)	13	(3)	250	(59)	0	(0)		423
	Circuit Total	155	(9)	340	(21)	38	(2)	0	(0)	115	(7)	935	(57)	49	(3)		1,632
40	McDonald	53	(17)	97	(32)	14	(5)	0	(0)	28	(9)	112	(37)	2	(1)		306
	Newton	119	(17)	220	(32)	12	(2)	0	(0)	46	(7)	266	(39)	20	(3)		683
	Circuit Total	172	(17)	317	(32)	26	(3)	0	(0)	74	(7)	378	(38)	22	(2)		989
41	Macon	24	(12)	24	(12)	0	(0)	12	(6)	19	(10)	114	(58)	4	(2)		197
	Shelby	9	(23)	4	(10)	0	(0)	0	(0)	8	(20)	19	(48)	0	(0)		40
	Circuit Total	33	(14)	28	(12)	0	(0)	12	(5)	27	(11)	133	(56)	4	(0)		237
42	Crawford	30	(6)	92	(17)	32	(6)	0	(0)	127	(24)	255	(47)	1	(0)		537
	Dent	19	(6)	42	(13)	7	(2)	0	(0)	30	(9)	221	(68)	4	(1)		323
	Iron	20	(18)	24	(21)	3	(3)	0	(0)	20	(18)	44	(39)	1	(1)		112
	Reynolds	19	(20)	17	(18)	0	(0)	0	(0)	12	(13)	45	(48)	0	(0)		93
	Wayne	30	(12)	85	(33)	1	(0)	0	(0)	9	(4)	132	(51)	0	(0)		257
	Circuit Total	118	(9)	260	(20)	43	(3)	0	(0)	198	(15)	697	(53)	6	(0)		1,322
43	Caldwell	24	(25)	12	(12)	0	(0)	0	(0)	3	(3)	55	(57)	3	(3)		97
	Clinton	67	(31)	40	(18)	0	(0)	0	(0)	6	(3)	103	(47)	1	(0)		217
	Daviss	10	(7)	22	(15)	1	(1)	0	(0)	12	(8)	101	(69)	1	(1)		147
	DeKalb	33	(22)	22	(15)	1	(1)	0	(0)	16	(11)	67	(45)	9	(6)		148
	Livingston	16	(8)	34	(17)	2	(1)	0	(0)	21	(10)	125	(62)	5	(2)		203
	Circuit Total	150	(18)	130	(16)	4	(0)	0	(0)	58	(7)	451	(56)	19	(2)		812
44	Douglas	8	(6)	79	(55)	2	(1)	0	(0)	4	(3)	47	(33)	4	(3)		144
	Ozark	7	(7)	18	(17)	1	(1)	0	(0)	12	(12)	64	(62)	2	(2)		104
	Wright	21	(8)	32	(12)	1	(0)	0	(0)	8	(3)	209	(77)	0	(0)		271
	Circuit Total	36	(7)	129	(25)	4	(1)	0	(0)	24	(5)	320	(62)	6	(1)		519
45	Lincoln	68	(9)	118	(16)	4	(1)	46	(6)	68	(9)	424	(58)	0	(0)		728
	Pike	10	(5)	12	(6)	0	(0)	0	(0)	13	(7)	148	(80)	2	(1)		185
	Circuit Total	78	(9)	130	(14)	4	(0)	46	(5)	81	(9)	572	(63)	2	(0)		913
STATE TOTAL		4,729	(8)	8,187	(15)	1,107	(2)	7,027	(13)	4,139	(7)	30,175	(54)	794	(1)		56,105



**Table 52**  
**Circuit Court, FY 2012**  
**Misdemeanor Cases Disposed by Manner of Disposition**

Cir. No.	County	With Trial				Without Trial				Other		Total Cases Disposed
		By Jury		By Non-Jury		Guilty Plea		Dismissal				
		#	%	#	%	#	%	#	%	#	%	
1	Clark	0	(0)	2	(0)	538	(82)	117	(18)	1	(0)	659
	Schulyer	0	(0)	1	(1)	113	(59)	74	(39)	2	(1)	192
	Scotland	1	(1)	0	(0)	136	(76)	36	(20)	4	(2)	179
	Circuit Total	1	(0)	3	(0)	787	(76)	227	(22)	7	(1)	1,030
2	Adair	0	(0)	0	(0)	235	(40)	259	(44)	4	(1)	585
	Knox	0	(0)	0	(0)	63	(53)	51	(43)	0	(0)	120
	Lewis	0	(0)	2	(0)	182	(42)	227	(53)	5	(1)	429
	Circuit Total	0	(0)	2	(0)	480	(42)	537	(47)	9	(1)	1,134
3	Grundy	0	(0)	0	(0)	112	(64)	51	(29)	0	(0)	175
	Harrison	0	(0)	5	(2)	200	(64)	88	(28)	1	(0)	311
	Mercer	0	(0)	0	(0)	72	(37)	102	(52)	8	(4)	196
	Putnam	0	(0)	0	(0)	93	(39)	135	(56)	0	(0)	241
Circuit Total	0	(0)	5	(1)	477	(52)	376	(41)	9	(1)	923	
4	Atchison	0	(0)	1	(1)	146	(82)	28	(16)	0	(0)	177
	Gentry	0	(0)	2	(2)	95	(71)	35	(26)	1	(1)	133
	Holt	0	(0)	2	(2)	78	(71)	29	(26)	0	(0)	110
	Nodaway	1	(0)	4	(1)	333	(80)	76	(18)	0	(0)	414
	Worth	0	(0)	1	(3)	31	(89)	3	(9)	0	(0)	35
	Circuit Total	1	(0)	10	(1)	683	(79)	171	(20)	1	(0)	869
5	Andrew	0	(0)	1	(0)	164	(61)	99	(37)	0	(0)	270
	Buchanan	2	(0)	29	(2)	1,524	(82)	306	(16)	0	(0)	1,861
	Circuit Total	2	(0)	30	(1)	1,688	(79)	405	(19)	0	(0)	2,131
6	Platte	5	(0)	14	(0)	1,825	(63)	1,044	(36)	0	(0)	2,888
	Circuit Total	5	(0)	14	(0)	1,825	(63)	1,044	(36)	0	(0)	2,888
7	Clay	0	(0)	11	(0)	2,176	(57)	1,611	(42)	0	(0)	3,814
	Circuit Total	0	(0)	11	(0)	2,176	(57)	1,611	(42)	0	(0)	3,814
8	Carroll	0	(0)	1	(1)	95	(86)	15	(14)	0	(0)	111
	Ray	0	(0)	0	(0)	182	(74)	63	(26)	0	(0)	246
	Circuit Total	0	(0)	1	(0)	277	(78)	78	(22)	0	(0)	357
9	Chariton	0	(0)	1	(1)	119	(78)	33	(22)	0	(0)	153
	Linn	2	(1)	4	(1)	156	(58)	98	(36)	0	(0)	271
	Sullivan	0	(0)	4	(3)	83	(63)	37	(28)	1	(1)	131
	Circuit Total	2	(0)	9	(2)	358	(65)	168	(30)	1	(0)	555
10	Marion	0	(0)	1	(0)	563	(78)	115	(16)	3	(0)	724
	Monroe	0	(0)	1	(1)	137	(85)	22	(14)	1	(1)	162
	Ralls	0	(0)	2	(1)	225	(82)	34	(12)	1	(0)	274
	Circuit Total	0	(0)	4	(0)	925	(80)	171	(15)	5	(0)	1,160
11	St. Charles	2	(0)	20	(0)	3,531	(70)	1,477	(29)	0	(0)	5,035
	Circuit Total	2	(0)	20	(0)	3,531	(70)	1,477	(29)	0	(0)	5,035
12	Audrain	0	(0)	27	(5)	434	(73)	51	(9)	2	(0)	592
	Montgomery	1	(0)	5	(1)	319	(82)	47	(12)	0	(0)	387
	Warren	0	(0)	10	(1)	626	(88)	67	(9)	1	(0)	713
	Circuit Total	1	(0)	42	(2)	1,379	(82)	165	(10)	3	(0)	1,692
13	Boone	1	(0)	38	(1)	2,911	(85)	467	(14)	1	(0)	3,418
	Callaway	2	(0)	14	(1)	1,320	(88)	97	(6)	5	(0)	1,502
	Circuit Total	3	(0)	52	(1)	4,231	(86)	564	(11)	6	(0)	4,920
14	Howard	0	(0)	0	(0)	176	(77)	47	(21)	5	(2)	228
	Randolph	0	(0)	4	(1)	434	(83)	81	(16)	1	(0)	520
	Circuit Total	0	(0)	4	(1)	610	(82)	128	(17)	6	(1)	748
15	Lafayette	3	(0)	10	(2)	467	(74)	153	(24)	0	(0)	633
	Saline	0	(0)	2	(0)	513	(92)	44	(8)	0	(0)	560
	Circuit Total	3	(0)	12	(1)	980	(82)	197	(17)	0	(0)	1,193
16	Jackson	1	(0)	7	(0)	2,414	(62)	1,430	(37)	0	(0)	3,873
	Circuit Total	1	(0)	7	(0)	2,414	(62)	1,430	(37)	0	(0)	3,873
17	Cass	1	(0)	0	(0)	709	(78)	195	(21)	0	(0)	907
	Johnson	0	(0)	4	(1)	522	(84)	84	(13)	0	(0)	625
	Circuit Total	1	(0)	4	(0)	1,231	(80)	279	(18)	0	(0)	1,532
18	Cooper	0	(0)	2	(0)	629	(83)	124	(16)	1	(0)	760
	Pettis	1	(0)	4	(0)	562	(55)	445	(44)	0	(0)	1,022
	Circuit Total	1	(0)	6	(0)	1,191	(67)	569	(32)	1	(0)	1,782
19	Cole	1	(0)	11	(0)	1,675	(60)	1,089	(39)	1	(0)	2,789
	Circuit Total	1	(0)	11	(0)	1,675	(60)	1,089	(39)	1	(0)	2,789
20	Franklin	1	(0)	19	(1)	2,511	(68)	1,176	(32)	0	(0)	3,712
	Gasconade	0	(0)	1	(0)	238	(58)	132	(32)	1	(0)	409
	Osage	0	(0)	2	(0)	301	(71)	108	(25)	5	(1)	425
	Circuit Total	1	(0)	22	(0)	3,050	(67)	1,416	(31)	6	(0)	4,546
21	St. Louis County	4	(0)	19	(0)	5,398	(68)	2,138	(27)	0	(0)	7,993
	Circuit Total	4	(0)	19	(0)	5,398	(68)	2,138	(27)	0	(0)	7,993
22	City of St. Louis	22	(1)	70	(2)	2,055	(73)	670	(24)	0	(0)	2,817
	Circuit Total	22	(1)	70	(2)	2,055	(73)	670	(24)	0	(0)	2,817
23	Jefferson	3	(0)	25	(1)	2,543	(69)	1,115	(30)	0	(0)	3,687
	Circuit Total	3	(0)	25	(1)	2,543	(69)	1,115	(30)	0	(0)	3,687
24	Madison	0	(0)	1	(0)	309	(77)	88	(22)	0	(0)	400
	St. Francois	1	(0)	0	(0)	1,035	(64)	560	(35)	0	(0)	1,609
	Ste. Genevieve	0	(0)	1	(0)	420	(59)	288	(40)	0	(0)	713
	Washington	0	(0)	1	(0)	241	(53)	210	(46)	1	(0)	458
	Circuit Total	1	(0)	3	(0)	2,005	(63)	1,146	(36)	1	(0)	3,180

**Table 52**  
**Circuit Court, FY 2012**  
**Misdemeanor Cases Disposed by Manner of Disposition**

Cir. No.		With Trial				Without Trial								Total Cases Disposed
		By Jury		By Non-Jury		Guilty Plea		Dismissal		Change of Venue		Other		
	County	#	%	#	%	#	%	#	%	#	%	#	%	
25	Maries	0	(0)	0	(0)	118	(61)	68	(35)	0	(0)	6	(3)	192
	Phelps	1	(0)	3	(0)	753	(59)	501	(40)	8	(1)	0	(0)	1,266
	Pulaski	0	(0)	1	(0)	424	(44)	490	(51)	13	(1)	34	(4)	962
	Texas	0	(0)	1	(0)	399	(73)	135	(25)	2	(0)	8	(1)	545
	Circuit Total	1	(0)	5	(0)	1,694	(57)	1,194	(40)	23	(1)	48	(2)	2,965
26	Camden	2	(0)	4	(0)	1,554	(72)	576	(27)	2	(0)	12	(1)	2,150
	Laclede	1	(0)	9	(1)	801	(74)	268	(25)	0	(0)	8	(1)	1,087
	Miller	1	(0)	4	(1)	465	(90)	47	(9)	0	(0)	1	(0)	518
	Moniteau	0	(0)	5	(6)	208	(51)	195	(48)	0	(0)	0	(0)	408
	Morgan	0	(0)	4	(1)	262	(67)	120	(31)	1	(0)	2	(1)	389
	Circuit Total	4	(0)	26	(1)	3,290	(72)	1,206	(26)	3	(0)	23	(1)	4,552
27	Bates	0	(0)	1	(0)	358	(59)	245	(40)	0	(0)	1	(0)	605
	Henry	0	(0)	14	(4)	305	(80)	63	(16)	0	(0)	0	(0)	382
	St. Clair	0	(0)	5	(1)	229	(49)	230	(49)	2	(0)	1	(0)	467
	Circuit Total	0	(0)	20	(1)	892	(61)	538	(37)	2	(0)	2	(0)	1,454
28	Barton	0	(0)	1	(1)	166	(95)	8	(5)	0	(0)	0	(0)	175
	Cedar	0	(0)	4	(1)	287	(82)	56	(16)	1	(0)	1	(0)	349
	Dade	0	(0)	0	(0)	135	(71)	53	(28)	0	(0)	1	(1)	189
	Vernon	0	(0)	10	(1)	534	(64)	288	(35)	0	(0)	0	(0)	832
	Circuit Total	0	(0)	15	(1)	1,122	(73)	405	(26)	1	(0)	2	(0)	1,545
29	Jasper	0	(0)	11	(1)	871	(54)	711	(44)	0	(0)	9	(1)	1,602
	Circuit Total	0	(0)	11	(1)	871	(54)	711	(44)	0	(0)	9	(1)	1,602
30	Benton	1	(0)	2	(0)	462	(73)	133	(21)	2	(0)	30	(5)	630
	Dallas	0	(0)	10	(1)	592	(62)	356	(37)	0	(0)	2	(0)	960
	Hickory	0	(0)	2	(1)	140	(67)	65	(31)	0	(0)	1	(0)	208
	Polk	0	(0)	6	(1)	313	(69)	129	(28)	0	(0)	5	(1)	453
	Webster	0	(0)	1	(0)	248	(37)	418	(62)	1	(0)	3	(0)	671
	Circuit Total	1	(0)	21	(1)	1,755	(60)	1,101	(38)	3	(0)	41	(1)	2,922
31	Greene	1	(0)	94	(1)	4,102	(57)	2,988	(42)	0	(0)	2	(0)	7,187
	Circuit Total	1	(0)	94	(1)	4,102	(57)	2,988	(42)	0	(0)	2	(0)	7,187
32	Bollinger	0	(0)	4	(1)	193	(69)	81	(29)	2	(1)	1	(0)	281
	Cape Girardeau	3	(0)	17	(1)	1,087	(83)	191	(15)	2	(0)	4	(0)	1,304
	Perry	0	(0)	6	(1)	391	(65)	197	(33)	2	(0)	2	(0)	598
	Circuit Total	3	(0)	27	(1)	1,671	(77)	469	(21)	6	(0)	7	(0)	2,183
33	Mississippi	0	(0)	4	(1)	323	(63)	163	(32)	1	(0)	20	(4)	511
	Scott	0	(0)	8	(1)	619	(75)	175	(21)	7	(1)	19	(2)	828
	Circuit Total	0	(0)	12	(1)	942	(70)	338	(25)	8	(1)	39	(3)	1,339
34	New Madrid	0	(0)	1	(0)	524	(59)	359	(41)	0	(0)	1	(0)	885
	Pemiscot	0	(0)	0	(0)	736	(73)	264	(26)	3	(0)	5	(0)	1,008
	Circuit Total	0	(0)	1	(0)	1,260	(67)	623	(33)	3	(0)	6	(0)	1,893
35	Dunklin	1	(0)	1	(0)	508	(61)	282	(34)	6	(1)	34	(4)	832
	Stoddard	1	(0)	4	(0)	503	(34)	905	(62)	14	(1)	40	(3)	1,467
	Circuit Total	2	(0)	5	(0)	1,011	(44)	1,187	(52)	20	(1)	74	(3)	2,299
36	Butler	0	(0)	1	(0)	419	(40)	607	(58)	14	(1)	1	(0)	1,042
	Ripley	2	(0)	1	(0)	233	(41)	329	(58)	1	(0)	3	(1)	569
	Circuit Total	2	(0)	2	(0)	652	(40)	936	(58)	15	(1)	4	(0)	1,611
37	Carter	1	(0)	0	(0)	106	(43)	128	(52)	2	(1)	7	(3)	244
	Howell	0	(0)	5	(0)	679	(49)	630	(45)	4	(0)	77	(6)	1,395
	Oregon	0	(0)	3	(1)	123	(41)	136	(45)	7	(2)	32	(11)	301
	Shannon	0	(0)	0	(0)	268	(48)	275	(49)	1	(0)	19	(3)	563
	Circuit Total	1	(0)	8	(0)	1,176	(47)	1,169	(47)	14	(1)	135	(5)	2,503
38	Christian	1	(0)	13	(1)	785	(47)	877	(52)	0	(0)	9	(1)	1,685
	Taney	1	(0)	17	(1)	1,405	(60)	895	(38)	1	(0)	22	(1)	2,341
	Circuit Total	2	(0)	30	(1)	2,190	(54)	1,772	(44)	1	(0)	31	(1)	4,026
39	Barry	0	(0)	2	(0)	477	(64)	262	(35)	0	(0)	6	(1)	747
	Lawrence	0	(0)	5	(0)	1,199	(72)	445	(27)	2	(0)	3	(0)	1,654
	Stone	0	(0)	3	(0)	481	(57)	359	(42)	1	(0)	3	(0)	847
	Circuit Total	0	(0)	10	(0)	2,157	(66)	1,066	(33)	3	(0)	12	(0)	3,248
40	McDonald	0	(0)	20	(3)	605	(77)	157	(20)	0	(0)	2	(0)	784
	Newton	0	(0)	29	(1)	907	(39)	1,326	(56)	3	(0)	84	(4)	2,349
	Circuit Total	0	(0)	49	(2)	1,512	(48)	1,483	(47)	3	(0)	86	(3)	3,133
41	Macon	0	(0)	3	(1)	340	(74)	110	(24)	0	(0)	6	(1)	459
	Shelby	1	(0)	1	(0)	138	(65)	68	(32)	0	(0)	3	(1)	211
	Circuit Total	1	(0)	4	(1)	478	(71)	178	(27)	0	(0)	9	(1)	670
42	Crawford	0	(0)	12	(1)	713	(62)	332	(29)	2	(0)	90	(8)	1,149
	Dent	2	(0)	3	(1)	238	(55)	152	(35)	5	(1)	35	(8)	435
	Iron	1	(1)	0	(0)	142	(72)	43	(22)	0	(0)	10	(5)	196
	Reynolds	0	(0)	0	(0)	287	(82)	63	(18)	2	(1)	0	(0)	352
	Wayne	0	(0)	0	(0)	312	(57)	235	(43)	0	(0)	4	(1)	551
	Circuit Total	3	(0)	15	(1)	1,692	(63)	825	(31)	9	(0)	139	(5)	2,683
43	Caldwell	0	(0)	0	(0)	187	(73)	68	(27)	1	(0)	0	(0)	256
	Clinton	0	(0)	0	(0)	452	(74)	157	(26)	0	(0)	3	(0)	612
	Daviess	2	(1)	1	(0)	210	(71)	70	(24)	8	(3)	3	(1)	294
	DeKalb	0	(0)	0	(0)	260	(75)	82	(24)	0	(0)	3	(1)	345
	Livingston	0	(0)	2	(1)	234	(65)	121	(34)	1	(0)	1	(0)	359
	Circuit Total	2	(0)	3	(0)	1,343	(72)	498	(27)	10	(1)	10	(1)	1,866
44	Douglas	0	(0)	1	(0)	178	(56)	134	(42)	1	(0)	4	(1)	318
	Ozark	0	(0)	0	(0)	206	(70)	80	(27)	1	(0)	6	(2)	293
	Wright	0	(0)	0	(0)	219	(70)	90	(29)	1	(0)	2	(1)	312
	Circuit Total	0	(0)	1	(0)	603	(65)	304	(33)	3	(0)	12	(1)	923
45	Lincoln	0	(0)	7	(1)	558	(56)	416	(42)	0	(0)	16	(2)	997
	Pike	0	(0)	1	(0)	208	(80)	38	(15)	0	(0)	14	(5)	261
	Circuit Total	0	(0)	8	(1)	766	(61)	454	(36)	0	(0)	30	(2)	1,258
STATE TOTAL		78	(0)	753	(1)	73,148	(65)	36,616	(33)	183	(0)	1,732	(2)	112,510

**Table 53**  
**Circuit Court, FY 2012**  
**Traffic Cases Disposed By Manner of Disposition**

Cir. No.	County	With Trial				Without Trial				Total Cases Disposed
		By Non-Jury		Guilty		Dismissal		Other/Cert./Chg Ven		
		#	%	#	%	#	%	#	%	
1	Clark	0	(0)	49	(91)	5	(9)	0	(0)	54
	Schulyer	0	(0)	214	(96)	4	(2)	4	(2)	222
	Scotland	0	(0)	199	(93)	12	(6)	4	(2)	215
	<b>Circuit Total</b>	<b>0</b>	<b>(0)</b>	<b>462</b>	<b>(94)</b>	<b>21</b>	<b>(4)</b>	<b>8</b>	<b>(2)</b>	<b>491</b>
2	Adair	0	(0)	404	(85)	62	(13)	7	(1)	473
	Knox	1	(1)	93	(89)	11	(10)	0	(0)	105
	Lewis	0	(0)	466	(85)	71	(13)	10	(2)	547
	<b>Circuit Total</b>	<b>1</b>	<b>(0)</b>	<b>963</b>	<b>(86)</b>	<b>144</b>	<b>(13)</b>	<b>17</b>	<b>(2)</b>	<b>1,125</b>
3	Grundy	1	(0)	256	(74)	74	(21)	17	(5)	348
	Harrison	0	(0)	680	(75)	205	(23)	16	(2)	901
	Mercer	0	(0)	259	(92)	19	(7)	5	(2)	283
	Putnam	1	(0)	189	(91)	15	(7)	3	(1)	208
	<b>Circuit Total</b>	<b>2</b>	<b>(0)</b>	<b>1,384</b>	<b>(80)</b>	<b>313</b>	<b>(18)</b>	<b>41</b>	<b>(2)</b>	<b>1,740</b>
4	Atchison	0	(0)	320	(72)	123	(28)	3	(1)	446
	Gentry	0	(0)	159	(83)	33	(17)	0	(0)	192
	Holt	0	(0)	281	(81)	66	(19)	0	(0)	347
	Nodaway	0	(0)	514	(64)	289	(36)	0	(0)	803
	Worth	0	(0)	58	(75)	18	(23)	1	(1)	77
	<b>Circuit Total</b>	<b>0</b>	<b>(0)</b>	<b>1,332</b>	<b>(71)</b>	<b>529</b>	<b>(28)</b>	<b>4</b>	<b>(0)</b>	<b>1,865</b>
5	Andrew	0	(0)	546	(64)	302	(35)	6	(1)	854
	Buchanan	2	(0)	1,697	(88)	229	(12)	0	(0)	1,928
	<b>Circuit Total</b>	<b>2</b>	<b>(0)</b>	<b>2,243</b>	<b>(81)</b>	<b>531</b>	<b>(19)</b>	<b>6</b>	<b>(0)</b>	<b>2,782</b>
6	Platte	25	(1)	2,822	(86)	417	(13)	1	(0)	3,265
	<b>Circuit Total</b>	<b>25</b>	<b>(1)</b>	<b>2,822</b>	<b>(86)</b>	<b>417</b>	<b>(13)</b>	<b>1</b>	<b>(0)</b>	<b>3,265</b>
7	Clay	0	(0)	3,125	(85)	537	(15)	12	(0)	3,674
	<b>Circuit Total</b>	<b>0</b>	<b>(0)</b>	<b>3,125</b>	<b>(85)</b>	<b>537</b>	<b>(15)</b>	<b>12</b>	<b>(0)</b>	<b>3,674</b>
8	Carroll	0	(0)	260	(85)	43	(14)	4	(1)	307
	Ray	7	(1)	453	(71)	178	(28)	0	(0)	638
	<b>Circuit Total</b>	<b>7</b>	<b>(1)</b>	<b>713</b>	<b>(75)</b>	<b>221</b>	<b>(23)</b>	<b>4</b>	<b>(0)</b>	<b>945</b>
9	Chariton	4	(2)	198	(93)	11	(5)	0	(0)	213
	Linn	0	(0)	625	(65)	329	(34)	1	(0)	955
	Sullivan	1	(0)	412	(54)	355	(46)	1	(0)	769
	<b>Circuit Total</b>	<b>5</b>	<b>(0)</b>	<b>1,235</b>	<b>(64)</b>	<b>695</b>	<b>(36)</b>	<b>2</b>	<b>(0)</b>	<b>1,937</b>
10	Marion	4	(0)	1,536	(82)	318	(17)	10	(1)	1,868
	Monroe	0	(0)	263	(80)	64	(20)	0	(0)	327
	Ralls	3	(0)	830	(78)	222	(21)	8	(1)	1,063
	<b>Circuit Total</b>	<b>7</b>	<b>(0)</b>	<b>2,629</b>	<b>(81)</b>	<b>604</b>	<b>(19)</b>	<b>18</b>	<b>(1)</b>	<b>3,258</b>
11	St. Charles	11	(0)	5,115	(78)	1,395	(21)	51	(1)	6,572
	<b>Circuit Total</b>	<b>11</b>	<b>(0)</b>	<b>5,115</b>	<b>(78)</b>	<b>1,395</b>	<b>(21)</b>	<b>51</b>	<b>(1)</b>	<b>6,572</b>
12	Audrain	48	(11)	327	(74)	66	(15)	2	(0)	443
	Montgomery	1	(0)	808	(86)	130	(14)	0	(0)	939
	Warren	2	(0)	1,535	(86)	234	(13)	4	(0)	1,775
	<b>Circuit Total</b>	<b>51</b>	<b>(2)</b>	<b>2,670</b>	<b>(85)</b>	<b>430</b>	<b>(14)</b>	<b>6</b>	<b>(0)</b>	<b>3,157</b>
13	Boone	9	(0)	3,074	(86)	493	(14)	2	(0)	3,578
	Callaway	1	(0)	1,527	(92)	136	(8)	1	(0)	1,665
	<b>Circuit Total</b>	<b>10</b>	<b>(0)</b>	<b>4,601</b>	<b>(88)</b>	<b>629</b>	<b>(12)</b>	<b>3</b>	<b>(0)</b>	<b>5,243</b>
14	Howard	0	(0)	97	(96)	4	(4)	0	(0)	101
	Randolph	8	(1)	931	(79)	235	(20)	2	(0)	1,176
	<b>Circuit Total</b>	<b>8</b>	<b>(1)</b>	<b>1,028</b>	<b>(81)</b>	<b>239</b>	<b>(19)</b>	<b>2</b>	<b>(0)</b>	<b>1,277</b>
15	Lafayette	6	(0)	2,359	(68)	1,107	(32)	0	(0)	3,472
	Saline	0	(0)	850	(73)	322	(27)	0	(0)	1,172
	<b>Circuit Total</b>	<b>6</b>	<b>(0)</b>	<b>3,209</b>	<b>(69)</b>	<b>1,429</b>	<b>(31)</b>	<b>0</b>	<b>(0)</b>	<b>4,644</b>
16	Jackson	15	(0)	2,972	(82)	607	(17)	18	(0)	3,612
	<b>Circuit Total</b>	<b>15</b>	<b>(0)</b>	<b>2,972</b>	<b>(82)</b>	<b>607</b>	<b>(17)</b>	<b>18</b>	<b>(0)</b>	<b>3,612</b>
17	Cass	0	(0)	1,312	(87)	199	(13)	0	(0)	1,511
	Johnson	0	(0)	1,761	(82)	376	(17)	16	(1)	2,153
	<b>Circuit Total</b>	<b>0</b>	<b>(0)</b>	<b>3,073</b>	<b>(84)</b>	<b>575</b>	<b>(16)</b>	<b>16</b>	<b>(0)</b>	<b>3,664</b>
18	Cooper	0	(0)	957	(77)	289	(23)	4	(0)	1,250
	Pettis	1	(0)	650	(43)	875	(57)	3	(0)	1,529
	<b>Circuit Total</b>	<b>1</b>	<b>(0)</b>	<b>1,607</b>	<b>(58)</b>	<b>1,164</b>	<b>(42)</b>	<b>7</b>	<b>(0)</b>	<b>2,779</b>
19	Cole	5	(0)	1,099	(84)	207	(16)	4	(0)	1,315
	<b>Circuit Total</b>	<b>5</b>	<b>(0)</b>	<b>1,099</b>	<b>(84)</b>	<b>207</b>	<b>(16)</b>	<b>4</b>	<b>(0)</b>	<b>1,315</b>
20	Franklin	16	(0)	5,506	(96)	193	(3)	1	(0)	5,716
	Gasconade	0	(0)	219	(85)	36	(14)	3	(1)	258
	Osage	3	(1)	294	(89)	25	(8)	8	(2)	330
	<b>Circuit Total</b>	<b>19</b>	<b>(0)</b>	<b>6,019</b>	<b>(95)</b>	<b>254</b>	<b>(4)</b>	<b>12</b>	<b>(0)</b>	<b>6,304</b>
21	St. Louis County	24	(0)	9,932	(83)	1,142	(10)	823	(7)	11,921
	<b>Circuit Total</b>	<b>24</b>	<b>(0)</b>	<b>9,932</b>	<b>(83)</b>	<b>1,142</b>	<b>(10)</b>	<b>823</b>	<b>(7)</b>	<b>11,921</b>
22	City of St. Louis	0	(0)	37	(8)	399	(92)	0	(0)	436
	<b>Circuit Total</b>	<b>0</b>	<b>(0)</b>	<b>37</b>	<b>(8)</b>	<b>399</b>	<b>(92)</b>	<b>0</b>	<b>(0)</b>	<b>436</b>
23	Jefferson	21	(0)	3,444	(81)	795	(19)	0	(0)	4,260
	<b>Circuit Total</b>	<b>21</b>	<b>(0)</b>	<b>3,444</b>	<b>(81)</b>	<b>795</b>	<b>(19)</b>	<b>0</b>	<b>(0)</b>	<b>4,260</b>
24	Madison	0	(0)	404	(76)	126	(24)	0	(0)	530
	St. Francois	7	(0)	1,735	(49)	1,718	(49)	78	(2)	3,538
	Ste. Genevieve	4	(0)	1,360	(51)	1,299	(49)	2	(0)	2,665
	Washington	1	(0)	481	(63)	277	(36)	2	(0)	761
	<b>Circuit Total</b>	<b>12</b>	<b>(0)</b>	<b>3,980</b>	<b>(53)</b>	<b>3,420</b>	<b>(46)</b>	<b>82</b>	<b>(1)</b>	<b>7,494</b>

**Table 53**  
**Circuit Court, FY 2012**  
**Traffic Cases Disposed By Manner of Disposition**

Cir. No.		With Trial				Without Trial				TOTAL CASES DISPOSED
		By Non-Jury	%			Dismissal	%			
	County	#	%	#	%	#	%	#	%	
25	Maries	1	(0)	262	(76)	80	(23)	4	(1)	347
	Phelps	0	(0)	1,958	(65)	1,064	(35)	4	(0)	3,026
	Pulaski	1	(0)	2,611	(89)	326	(11)	1	(0)	2,939
	Texas	3	(0)	765	(68)	348	(31)	3	(0)	1,119
	Circuit Total	5	(0)	5,596	(75)	1,818	(24)	12	(0)	7,431
26	Camden	0	(0)	1	(9)	10	(91)	0	(0)	11
	Laclede	1	(0)	1,133	(97)	38	(3)	0	(0)	1,172
	Miller	1	(0)	901	(77)	272	(23)	0	(0)	1,174
	Moniteau	5	(1)	483	(92)	39	(7)	0	(0)	527
	Morgan	1	(0)	467	(83)	89	(16)	3	(1)	560
	Circuit Total	8	(0)	2,985	(87)	448	(13)	3	(0)	3,444
27	Bates	0	(0)	851	(86)	134	(14)	3	(0)	988
	Henry	2	(0)	617	(84)	118	(16)	0	(0)	737
	St. Clair	2	(0)	615	(85)	103	(14)	1	(0)	721
	Circuit Total	4	(0)	2,083	(85)	355	(15)	4	(0)	2,446
28	Barton	9	(2)	393	(85)	58	(13)	0	(0)	460
	Cedar	3	(1)	186	(74)	63	(25)	1	(0)	253
	Dade	0	(0)	143	(88)	20	(12)	0	(0)	163
	Vernon	1	(0)	288	(85)	50	(15)	1	(0)	340
	Circuit Total	13	(1)	1,010	(83)	191	(16)	2	(0)	1,216
29	Jasper	11	(0)	1,688	(65)	885	(34)	10	(0)	2,594
	Circuit Total	11	(0)	1,688	(65)	885	(34)	10	(0)	2,594
30	Benton	0	(0)	606	(59)	418	(41)	0	(0)	1,024
	Dallas	10	(1)	1,363	(90)	143	(9)	1	(0)	1,517
	Hickory	0	(0)	100	(79)	27	(21)	0	(0)	127
	Polk	5	(0)	1,411	(72)	540	(28)	7	(0)	1,963
	Webster	0	(0)	767	(58)	557	(42)	0	(0)	1,324
	Circuit Total	15	(0)	4,247	(71)	1,685	(28)	8	(0)	5,955
31	Greene	3	(0)	1,811	(72)	687	(27)	2	(0)	2,503
	Circuit Total	3	(0)	1,811	(72)	687	(27)	2	(0)	2,503
32	Bollinger	4	(4)	90	(93)	3	(3)	0	(0)	97
	Cape Girardeau	6	(1)	621	(88)	71	(10)	6	(1)	704
	Perry	1	(0)	725	(93)	50	(6)	1	(0)	777
	Circuit Total	11	(1)	1,436	(91)	124	(8)	7	(0)	1,578
33	Mississippi	0	(0)	677	(92)	57	(8)	1	(0)	735
	Scott	1	(0)	633	(78)	171	(21)	6	(1)	811
	Circuit Total	1	(0)	1,310	(85)	228	(15)	7	(0)	1,546
34	New Madrid	1	(0)	600	(70)	259	(30)	0	(0)	860
	Pemiscot	1	(0)	1,100	(93)	81	(7)	5	(0)	1,187
	Circuit Total	2	(0)	1,700	(83)	340	(17)	5	(0)	2,047
35	Dunklin	1	(0)	246	(66)	125	(34)	1	(0)	373
	Stoddard	1	(0)	222	(42)	284	(54)	22	(4)	529
	Circuit Total	2	(0)	468	(52)	409	(45)	23	(3)	902
36	Butler	3	(0)	551	(49)	574	(51)	2	(0)	1,130
	Ripley	0	(0)	129	(72)	48	(27)	1	(1)	178
	Circuit Total	3	(0)	680	(52)	622	(48)	3	(0)	1,308
37	Carter	1	(0)	439	(63)	246	(35)	12	(2)	698
	Howell	8	(0)	1,311	(58)	868	(39)	64	(3)	2,251
	Oregon	3	(1)	128	(54)	85	(36)	22	(9)	238
	Shannon	0	(0)	237	(74)	74	(23)	9	(3)	320
	Circuit Total	12	(0)	2,115	(60)	1,273	(36)	107	(3)	3,507
38	Christian	6	(1)	681	(75)	219	(24)	2	(0)	908
	Taney	1	(0)	146	(58)	103	(41)	0	(0)	250
	Circuit Total	7	(1)	827	(71)	322	(28)	2	(0)	1,158
39	Barry	1	(0)	747	(67)	367	(33)	1	(0)	1,116
	Lawrence	0	(0)	212	(73)	77	(27)	0	(0)	289
	Stone	1	(0)	383	(67)	189	(33)	2	(0)	575
	Circuit Total	2	(0)	1,342	(68)	633	(32)	3	(0)	1,980
40	McDonald	7	(1)	482	(82)	97	(17)	1	(0)	587
	Newton	12	(1)	1,238	(66)	616	(33)	7	(0)	1,873
	Circuit Total	19	(1)	1,720	(70)	713	(29)	8	(0)	2,460
41	Macon	5	(1)	679	(95)	30	(4)	2	(0)	716
	Shelby	0	(0)	267	(95)	13	(5)	0	(0)	280
	Circuit Total	5	(1)	946	(95)	43	(4)	2	(0)	996
42	Crawford	3	(0)	1,352	(62)	798	(37)	29	(1)	2,182
	Dent	2	(0)	621	(58)	443	(41)	9	(1)	1,075
	Iron	0	(0)	241	(73)	85	(26)	5	(2)	331
	Reynolds	0	(0)	0	(0)	12	(100)	0	(0)	12
	Wayne	1	(0)	694	(49)	733	(51)	0	(0)	1,428
	Circuit Total	6	(0)	2,908	(58)	2,071	(41)	43	(1)	5,028
43	Caldwell	4	(1)	361	(89)	39	(10)	0	(0)	404
	Clinton	69	(7)	719	(70)	245	(24)	0	(0)	1,033
	Daviess	2	(0)	1,181	(94)	65	(5)	6	(0)	1,254
	DeKalb	0	(0)	258	(92)	21	(8)	1	(0)	280
	Livingston	3	(1)	324	(70)	133	(29)	1	(0)	461
	Circuit Total	78	(2)	2,843	(83)	503	(15)	8	(0)	3,432
44	Douglas	0	(0)	301	(83)	60	(17)	0	(0)	361
	Ozark	0	(0)	139	(65)	74	(34)	2	(1)	215
	Wright	2	(0)	877	(85)	153	(15)	1	(0)	1,033
	Circuit Total	2	(0)	1,317	(82)	287	(18)	3	(0)	1,609
45	Lincoln	4	(0)	1,640	(66)	827	(33)	15	(1)	2,486
	Pike	3	(0)	621	(89)	67	(10)	4	(1)	695
	Circuit Total	7	(0)	2,261	(71)	894	(28)	19	(1)	3,181
	STATE TOTAL	448	(0)	106,987	(76)	31,228	(22)	1,418	(1)	140,081

**Table 54**  
**Circuit Court, FY 2012**  
**Ordinance Cases Disposed by Manner of Disposition**

Cir. No.	County	With Trial		Guilty Plea		Without Trial		Other/Cert./Chg Ven.	Total Cases Disposed
		By Non-Jury	%	#	%	Dismissal	%		
1	Clark	2	(4)	30	(60)	17	(34)	1	(2)
	Schulyer	1	(0)	275	(93)	21	(7)	0	(0)
	Scotland	0	(0)	41	(87)	6	(13)	0	(0)
	<b>Circuit Total</b>	<b>3</b>	<b>(1)</b>	<b>346</b>	<b>(88)</b>	<b>44</b>	<b>(11)</b>	<b>1</b>	<b>(0)</b>
2	Adair	0	(0)	0	(0)	0	(0)	0	(0)
	Knox	0	(0)	9	(75)	3	(25)	0	(0)
	Lewis	0	(0)	2	(33)	4	(67)	0	(0)
	<b>Circuit Total</b>	<b>0</b>	<b>(0)</b>	<b>11</b>	<b>(61)</b>	<b>7</b>	<b>(39)</b>	<b>0</b>	<b>(0)</b>
3	Grundy	0	(0)	0	(0)	0	(0)	0	(0)
	Harrison	0	(0)	0	(0)	0	(0)	0	(0)
	Mercer	0	(0)	0	(0)	0	(0)	0	(0)
	Putnam	2	(1)	111	(65)	58	(34)	0	(0)
	<b>Circuit Total</b>	<b>2</b>	<b>(0)</b>	<b>111</b>	<b>(0)</b>	<b>58</b>	<b>(0)</b>	<b>0</b>	<b>(0)</b>
4	Atchison	0	(0)	0	(0)	0	(0)	0	(0)
	Gentry	0	(0)	0	(0)	0	(0)	0	(0)
	Holt	0	(0)	51	(96)	2	(4)	0	(0)
	Nodaway	1	(17)	1	(17)	4	(67)	0	(0)
	Worth	0	(0)	0	(0)	0	(0)	0	(0)
	<b>Circuit Total</b>	<b>1</b>	<b>(2)</b>	<b>52</b>	<b>(88)</b>	<b>6</b>	<b>(10)</b>	<b>0</b>	<b>(0)</b>
5	Andrew	0	(0)	630	(84)	116	(16)	1	(0)
	Buchanan	0	(0)	0	(0)	0	(0)	0	(0)
	<b>Circuit Total</b>	<b>0</b>	<b>(0)</b>	<b>630</b>	<b>(84)</b>	<b>116</b>	<b>(16)</b>	<b>1</b>	<b>(0)</b>
6	Platte	0	(0)	0	(0)	0	(0)	0	(0)
	<b>Circuit Total</b>	<b>0</b>	<b>(0)</b>	<b>0</b>	<b>(0)</b>	<b>0</b>	<b>(0)</b>	<b>0</b>	<b>(0)</b>
7	Clay	0	(0)	266	(75)	90	(25)	0	(0)
	<b>Circuit Total</b>	<b>0</b>	<b>(0)</b>	<b>266</b>	<b>(75)</b>	<b>90</b>	<b>(25)</b>	<b>0</b>	<b>(0)</b>
8	Carroll	0	(0)	5	(83)	1	(17)	0	(0)
	Ray	1	(0)	230	(93)	15	(6)	0	(0)
	<b>Circuit Total</b>	<b>1</b>	<b>(0)</b>	<b>235</b>	<b>(93)</b>	<b>16</b>	<b>(6)</b>	<b>0</b>	<b>(0)</b>
9	Chariton	0	(0)	3	(100)	0	(0)	0	(0)
	Linn	0	(0)	0	(0)	0	(0)	0	(0)
	Sullivan	0	(0)	108	(69)	49	(31)	0	(0)
	<b>Circuit Total</b>	<b>0</b>	<b>(0)</b>	<b>111</b>	<b>(69)</b>	<b>49</b>	<b>(31)</b>	<b>0</b>	<b>(0)</b>
10	Marion	0	(0)	0	(0)	0	(0)	0	(0)
	Monroe	0	(0)	6	(75)	2	(25)	0	(0)
	Ralls	3	(6)	43	(81)	7	(13)	0	(0)
	<b>Circuit Total</b>	<b>3</b>	<b>(5)</b>	<b>49</b>	<b>(80)</b>	<b>9</b>	<b>(15)</b>	<b>0</b>	<b>(0)</b>
11	St. Charles	0	(0)	0	(0)	0	(0)	0	(0)
	<b>Circuit Total</b>	<b>0</b>	<b>(0)</b>	<b>0</b>	<b>(0)</b>	<b>0</b>	<b>(0)</b>	<b>0</b>	<b>(0)</b>
12	Audrain	0	(0)	75	(100)	0	(0)	0	(0)
	Montgomery	0	(0)	145	(87)	22	(13)	0	(0)
	Warren	3	(0)	680	(90)	71	(9)	0	(0)
	<b>Circuit Total</b>	<b>3</b>	<b>(0)</b>	<b>900</b>	<b>(90)</b>	<b>93</b>	<b>(9)</b>	<b>0</b>	<b>(0)</b>
13	Boone	1	(0)	515	(87)	77	(13)	0	(0)
	Callaway	0	(0)	0	(0)	0	(0)	0	(0)
	<b>Circuit Total</b>	<b>1</b>	<b>(0)</b>	<b>515</b>	<b>(87)</b>	<b>77</b>	<b>(13)</b>	<b>0</b>	<b>(0)</b>
14	Howard	4	(2)	189	(95)	6	(3)	0	(0)
	Randolph	5	(2)	214	(83)	40	(15)	0	(0)
	<b>Circuit Total</b>	<b>9</b>	<b>(2)</b>	<b>403</b>	<b>(88)</b>	<b>46</b>	<b>(10)</b>	<b>0</b>	<b>(0)</b>
15	Lafayette	2	(5)	32	(73)	10	(23)	0	(0)
	Saline	0	(0)	0	(0)	0	(0)	3	(100)
	<b>Circuit Total</b>	<b>2</b>	<b>(4)</b>	<b>32</b>	<b>(68)</b>	<b>10</b>	<b>(21)</b>	<b>3</b>	<b>(6)</b>
16	Jackson	0	(0)	2	(11)	16	(89)	0	(0)
	<b>Circuit Total</b>	<b>0</b>	<b>(0)</b>	<b>2</b>	<b>(11)</b>	<b>16</b>	<b>(89)</b>	<b>0</b>	<b>(0)</b>
17	Cass	7	(0)	3,704	(88)	498	(12)	1	(0)
	Johnson	6	(2)	233	(63)	131	(35)	0	(0)
	<b>Circuit Total</b>	<b>13</b>	<b>(0)</b>	<b>3,937</b>	<b>(86)</b>	<b>629</b>	<b>(14)</b>	<b>1</b>	<b>(0)</b>
18	Cooper	1	(0)	889	(81)	211	(19)	0	(0)
	Pettis	0	(0)	0	(0)	1	(100)	0	(0)
	<b>Circuit Total</b>	<b>1</b>	<b>(0)</b>	<b>889</b>	<b>(81)</b>	<b>212</b>	<b>(19)</b>	<b>0</b>	<b>(0)</b>
19	Cole	0	(0)	22	(96)	1	(4)	0	(0)
	<b>Circuit Total</b>	<b>0</b>	<b>(0)</b>	<b>22</b>	<b>(96)</b>	<b>1</b>	<b>(4)</b>	<b>0</b>	<b>(0)</b>
20	Franklin	0	(0)	0	(0)	0	(0)	0	(0)
	Gasconade	0	(0)	0	(0)	0	(0)	0	(0)
	Osage	0	(0)	174	(82)	37	(17)	1	(0)
	<b>Circuit Total</b>	<b>0</b>	<b>(0)</b>	<b>174</b>	<b>(82)</b>	<b>37</b>	<b>(17)</b>	<b>1</b>	<b>(0)</b>
21	St. Louis County	0	(0)	0	(0)	0	(0)	0	(0)
	<b>Circuit Total</b>	<b>0</b>	<b>(0)</b>	<b>0</b>	<b>(0)</b>	<b>0</b>	<b>(0)</b>	<b>0</b>	<b>(0)</b>
22	City of St. Louis	0	(0)	0	(0)	0	(0)	0	(0)
	<b>Circuit Total</b>	<b>0</b>	<b>(0)</b>	<b>0</b>	<b>(0)</b>	<b>0</b>	<b>(0)</b>	<b>0</b>	<b>(0)</b>
23	Jefferson	1	(6)	3	(18)	4	(24)	9	(53)
	<b>Circuit Total</b>	<b>1</b>	<b>(6)</b>	<b>3</b>	<b>(18)</b>	<b>4</b>	<b>(24)</b>	<b>9</b>	<b>(53)</b>
24	Madison	0	(0)	14	(88)	2	(13)	0	(0)
	St. Francois	0	(0)	0	(0)	1	(0)	2	(0)
	Ste. Genevieve	0	(0)	0	(0)	1	(0)	0	(0)
	Washington	0	(0)	0	(0)	0	(0)	0	(0)
	<b>Circuit Total</b>	<b>0</b>	<b>(0)</b>	<b>14</b>	<b>(70)</b>	<b>4</b>	<b>(20)</b>	<b>2</b>	<b>(10)</b>

**Table 54**  
**Circuit Court, FY 2012**  
**Ordinance Cases Disposed by Manner of Disposition**

Cir. No.	County	With Trial		Without Trial		Other/Cert./Chg Ven.		Total Cases Disposed
		By Non-Jury	Guilty Plea	Dismissal				
		# %	# %	# %		# %		
25	Maries	0 (0)	215 (97)	6 (3)		0 (0)		221
	Phelps	0 (0)	786 (93)	54 (6)		1 (0)		841
	Pulaski	0 (0)	0 (0)	1 (100)		0 (0)		1
	Texas	0 (0)	0 (0)	0 (0)		0 (0)		0
	<b>Circuit Total</b>	<b>0 (0)</b>	<b>1,001 (94)</b>	<b>61 (6)</b>		<b>1 (0)</b>		<b>1,063</b>
26	Camden	0 (0)	1 (0)	0 (0)		0 (0)		1
	Laclede	0 (0)	362 (76)	117 (24)		0 (0)		479
	Miller	0 (0)	0 (0)	0 (0)		0 (0)		0
	Moniteau	0 (0)	0 (0)	0 (0)		0 (0)		0
	Morgan	0 (0)	0 (0)	0 (0)		0 (0)		0
	<b>Circuit Total</b>	<b>0 (0)</b>	<b>363 (76)</b>	<b>117 (24)</b>		<b>0 (0)</b>		<b>480</b>
27	Bates	0 (0)	0 (0)	0 (0)		0 (0)		0
	Henry	3 (0)	614 (75)	200 (24)		2 (0)		819
	St. Clair	0 (0)	273 (85)	48 (15)		0 (0)		321
	<b>Circuit Total</b>	<b>3 (0)</b>	<b>887 (78)</b>	<b>248 (22)</b>		<b>2 (0)</b>		<b>1,140</b>
28	Barton	0 (0)	8 (100)	0 (0)		0 (0)		8
	Cedar	2 (4)	43 (75)	12 (21)		0 (0)		57
	Dade	0 (0)	48 (70)	21 (30)		0 (0)		69
	Vernon	0 (0)	1 (100)	0 (0)		0 (0)		1
	<b>Circuit Total</b>	<b>2 (1)</b>	<b>100 (74)</b>	<b>33 (24)</b>		<b>0 (0)</b>		<b>135</b>
29	Jasper	0 (0)	611 (81)	139 (18)		2 (0)		752
	<b>Circuit Total</b>	<b>0 (0)</b>	<b>611 (81)</b>	<b>139 (18)</b>		<b>2 (0)</b>		<b>752</b>
30	Benton	0 (0)	0 (0)	0 (0)		0 (0)		0
	Dallas	47 (8)	424 (68)	150 (24)		1 (0)		622
	Hickory	0 (0)	0 (0)	0 (0)		0 (0)		0
	Polk	0 (0)	0 (0)	0 (0)		0 (0)		0
	Webster	1 (2)	37 (71)	14 (27)		0 (0)		52
	<b>Circuit Total</b>	<b>48 (7)</b>	<b>461 (68)</b>	<b>164 (24)</b>		<b>1 (0)</b>		<b>674</b>
31	Greene	0 (0)	16 (53)	6 (20)		8 (27)		30
	<b>Circuit Total</b>	<b>0 (0)</b>	<b>16 (53)</b>	<b>6 (20)</b>		<b>8 (27)</b>		<b>30</b>
32	Bollinger	1 (1)	121 (84)	22 (15)		0 (0)		144
	Cape Girardeau	2 (0)	501 (97)	12 (2)		0 (0)		515
	Perry	0 (0)	0 (0)	0 (0)		0 (0)		0
	<b>Circuit Total</b>	<b>3 (0)</b>	<b>622 (94)</b>	<b>34 (5)</b>		<b>0 (0)</b>		<b>659</b>
33	Mississippi	0 (0)	39 (98)	1 (3)		0 (0)		40
	Scott	8 (8)	93 (89)	3 (3)		0 (0)		104
	<b>Circuit Total</b>	<b>8 (6)</b>	<b>132 (92)</b>	<b>4 (3)</b>		<b>0 (0)</b>		<b>144</b>
34	New Madrid	0 (0)	1 (0)	0 (0)		0 (0)		1
	Pemiscot	0 (0)	0 (0)	0 (0)		0 (0)		0
	<b>Circuit Total</b>	<b>0 (0)</b>	<b>0 (0)</b>	<b>0 (0)</b>		<b>0 (0)</b>		<b>0</b>
35	Dunklin	0 (0)	16 (41)	23 (59)		0 (0)		39
	Stoddard	2 (1)	239 (92)	18 (7)		0 (0)		259
	<b>Circuit Total</b>	<b>2 (1)</b>	<b>255 (86)</b>	<b>41 (14)</b>		<b>0 (0)</b>		<b>298</b>
36	Butler	2 (1)	118 (86)	18 (13)		0 (0)		138
	Ripley	0 (0)	286 (88)	40 (12)		0 (0)		326
	<b>Circuit Total</b>	<b>2 (0)</b>	<b>404 (87)</b>	<b>58 (13)</b>		<b>0 (0)</b>		<b>464</b>
37	Carter	2 (0)	920 (87)	138 (13)		2 (0)		1,062
	Howell	0 (0)	0 (0)	1 (0)		0 (0)		1
	Oregon	4 (3)	110 (81)	22 (16)		0 (0)		136
	Shannon	6 (1)	724 (83)	144 (16)		0 (0)		874
	<b>Circuit Total</b>	<b>12 (1)</b>	<b>1,754 (85)</b>	<b>305 (15)</b>		<b>2 (0)</b>		<b>2,073</b>
38	Christian	0 (0)	13 (0)	1 (0)		0 (0)		14
	Taney	0 (0)	0 (0)	0 (0)		0 (0)		0
	<b>Circuit Total</b>	<b>0 (0)</b>	<b>13 (0)</b>	<b>1 (0)</b>		<b>0 (0)</b>		<b>14</b>
39	Barry	0 (0)	0 (0)	0 (0)		0 (0)		0
	Lawrence	0 (0)	3 (0)	0 (0)		0 (0)		3
	Stone	0 (0)	35 (66)	17 (32)		1 (2)		53
	<b>Circuit Total</b>	<b>0 (0)</b>	<b>38 (68)</b>	<b>17 (30)</b>		<b>1 (2)</b>		<b>56</b>
40	McDonald	4 (20)	10 (50)	6 (30)		0 (0)		20
	Newton	0 (0)	2 (40)	3 (60)		0 (0)		5
	<b>Circuit Total</b>	<b>4 (16)</b>	<b>12 (48)</b>	<b>9 (36)</b>		<b>0 (0)</b>		<b>25</b>
41	Macon	1 (4)	23 (88)	2 (8)		0 (0)		26
	Shelby	0 (0)	4 (100)	0 (0)		0 (0)		4
	<b>Circuit Total</b>	<b>1 (3)</b>	<b>27 (90)</b>	<b>2 (7)</b>		<b>0 (0)</b>		<b>30</b>
42	Crawford	2 (1)	171 (73)	60 (26)		0 (0)		233
	Dent	3 (1)	332 (71)	130 (28)		4 (1)		469
	Iron	0 (0)	0 (0)	1 (0)		0 (0)		1
	Reynolds	0 (0)	0 (0)	0 (0)		0 (0)		0
	Wayne	0 (0)	0 (0)	0 (0)		0 (0)		0
	<b>Circuit Total</b>	<b>5 (1)</b>	<b>503 (72)</b>	<b>191 (27)</b>		<b>4 (1)</b>		<b>703</b>
43	Caldwell	0 (0)	1 (0)	0 (0)		0 (0)		1
	Clinton	0 (0)	0 (0)	0 (0)		0 (0)		0
	Daviess	2 (1)	208 (85)	34 (14)		0 (0)		244
	DeKalb	1 (17)	3 (50)	1 (17)		1 (17)		6
	Livingston	7 (1)	419 (72)	155 (27)		1 (0)		582
	<b>Circuit Total</b>	<b>10 (1)</b>	<b>631 (76)</b>	<b>190 (23)</b>		<b>2 (0)</b>		<b>833</b>
44	Douglas	0 (0)	0 (0)	0 (0)		0 (0)		0
	Ozark	1 (2)	42 (91)	3 (7)		0 (0)		46
	Wright	0 (0)	0 (0)	0 (0)		0 (0)		0
	<b>Circuit Total</b>	<b>1 (0)</b>	<b>42 (91)</b>	<b>3 (0)</b>		<b>0 (0)</b>		<b>46</b>
45	Lincoln	2 (0)	532 (88)	73 (12)		0 (0)		607
	Pike	0 (0)	0 (0)	0 (0)		0 (0)		0
	<b>Circuit Total</b>	<b>2 (0)</b>	<b>532 (88)</b>	<b>73 (12)</b>		<b>0 (0)</b>		<b>607</b>
	<b>STATE TOTAL</b>	<b>143 (1)</b>	<b>17,107 (83)</b>	<b>3,220 (16)</b>		<b>41 (0)</b>		<b>20,511</b>

**Table 55**  
**Circuit Court, FY 2012**  
**Municipal Certification/Trial De Novo Cases Disposed by Manner of Disposition**

Cir. No.	County	With Trial				Guilty Plea	Dismissed				Change of Venue		Other		Total Cases Disposed
		By Jury		By Non-Jury			By State		By Court						
		#	%	#	%	#	%	#	%	#	%	#	%		
1	Clark	0	(0)	1	(100)	0	(0)	0	(0)	0	(0)	0	(0)	1	
	Schulyer	0	(0)	0	(0)	0	(0)	0	(0)	0	(0)	0	(0)	0	
	Scotland	0	(0)	0	(0)	0	(0)	0	(0)	0	(0)	0	(0)	0	
	Circuit Total	0	(0)	1	(100)	0	(0)	0	(0)	0	(0)	0	(0)	1	
2	Adair	0	(0)	1	(4)	14	(58)	3	(12)	0	(0)	6	(25)	24	
	Knox	0	(0)	0	(0)	1	(33)	2	(67)	0	(0)	0	(0)	3	
	Lewis	0	(0)	0	(0)	0	(0)	0	(0)	0	(0)	0	(0)	0	
	Circuit Total	0	(0)	1	(4)	15	(56)	5	(19)	0	(0)	6	(22)	27	
3	Grundy	0	(0)	0	(0)	0	(0)	0	(0)	0	(0)	0	(0)	0	
	Harrison	0	(0)	0	(0)	0	(0)	0	(0)	0	(0)	0	(0)	0	
	Mercer	0	(0)	0	(0)	0	(0)	0	(0)	0	(0)	0	(0)	0	
	Putnam	0	(0)	0	(0)	0	(0)	0	(0)	0	(0)	0	(0)	0	
	Circuit Total	0	(0)	0	(0)	0	(0)	0	(0)	0	(0)	0	(0)	0	
4	Atchison	0	(0)	0	(0)	0	(0)	0	(0)	0	(0)	0	(0)	0	
	Gentry	0	(0)	0	(0)	0	(0)	0	(0)	0	(0)	0	(0)	0	
	Holt	0	(0)	0	(0)	0	(0)	0	(0)	0	(0)	0	(0)	0	
	Nodaway	1	(25)	1	(25)	1	(25)	1	(25)	0	(0)	0	(0)	4	
	Worth	0	(0)	0	(0)	0	(0)	0	(0)	0	(0)	0	(0)	0	
	Circuit Total	1	(25)	1	(25)	1	(25)	1	(25)	0	(0)	0	(0)	4	
5	Andrew	0	(0)	0	(0)	0	(0)	0	(0)	0	(0)	0	(0)	0	
	Buchanan	2	(14)	2	(14)	1	(7)	6	(43)	0	(0)	3	(21)	14	
	Circuit Total	2	(14)	2	(14)	1	(7)	6	(43)	0	(0)	3	(21)	14	
6	Platte	0	(0)	0	(0)	5	(56)	1	(11)	2	(22)	0	(0)	9	
	Circuit Total	0	(0)	0	(0)	5	(56)	1	(11)	2	(22)	0	(0)	9	
7	Clay	0	(0)	2	(5)	12	(32)	3	(8)	7	(19)	0	(0)	37	
	Circuit Total	0	(0)	2	(5)	12	(32)	3	(8)	7	(19)	0	(0)	37	
8	Carroll	0	(0)	0	(0)	0	(0)	0	(0)	0	(0)	0	(0)	0	
	Ray	0	(0)	0	(0)	0	(0)	0	(0)	0	(0)	0	(0)	0	
	Circuit Total	0	(0)	0	(0)	0	(0)	0	(0)	0	(0)	0	(0)	0	
9	Chariton	0	(0)	0	(0)	0	(0)	0	(0)	0	(0)	0	(0)	0	
	Linn	0	(0)	0	(0)	0	(0)	0	(0)	0	(0)	0	(0)	0	
	Sullivan	0	(0)	0	(0)	0	(0)	0	(0)	0	(0)	0	(0)	0	
	Circuit Total	0	(0)	0	(0)	0	(0)	0	(0)	0	(0)	0	(0)	0	
10	Marion	0	(0)	0	(0)	2	(100)	0	(0)	0	(0)	0	(0)	2	
	Monroe	0	(0)	0	(0)	0	(0)	0	(0)	0	(0)	0	(0)	0	
	Ralls	0	(0)	0	(0)	0	(0)	0	(0)	0	(0)	0	(0)	0	
	Circuit Total	0	(0)	0	(0)	2	(100)	0	(0)	0	(0)	0	(0)	2	
11	St. Charles	0	(0)	8	(8)	35	(35)	11	(11)	4	(4)	0	(0)	100	
	Circuit Total	0	(0)	8	(8)	35	(35)	11	(11)	4	(4)	0	(0)	100	
12	Audrain	0	(0)	0	(0)	0	(0)	0	(0)	0	(0)	0	(0)	0	
	Montgomery	0	(0)	0	(0)	0	(0)	0	(0)	2	(100)	0	(0)	2	
	Warren	1	(5)	2	(11)	14	(74)	0	(0)	0	(0)	2	(11)	19	
	Circuit Total	1	(5)	2	(10)	14	(67)	0	(0)	2	(10)	0	(0)	21	
13	Boone	0	(0)	3	(21)	7	(50)	3	(21)	0	(0)	0	(0)	14	
	Callaway	0	(0)	0	(0)	0	(0)	1	(100)	0	(0)	0	(0)	1	
	Circuit Total	0	(0)	3	(20)	7	(47)	4	(27)	0	(0)	0	(0)	15	
14	Howard	0	(0)	0	(0)	0	(0)	0	(0)	0	(0)	0	(0)	0	
	Randolph	0	(0)	0	(0)	0	(0)	0	(0)	0	(0)	0	(0)	0	
	Circuit Total	0	(0)	0	(0)	0	(0)	0	(0)	0	(0)	0	(0)	0	
15	Lafayette	0	(0)	0	(0)	0	(0)	7	(78)	2	(22)	0	(0)	9	
	Saline	0	(0)	0	(0)	0	(0)	0	(0)	0	(0)	0	(0)	0	
	Circuit Total	0	(0)	0	(0)	0	(0)	7	(78)	2	(22)	0	(0)	9	
16	Jackson	5	(2)	18	(8)	104	(47)	41	(19)	23	(10)	1	(0)	220	
	Circuit Total	5	(2)	18	(8)	104	(47)	41	(19)	23	(10)	1	(0)	220	
17	Cass	0	(0)	3	(20)	5	(33)	1	(7)	5	(33)	0	(0)	15	
	Johnson	0	(0)	0	(0)	0	(0)	0	(0)	0	(0)	0	(0)	0	
	Circuit Total	0	(0)	3	(20)	5	(33)	1	(7)	5	(33)	0	(0)	15	
18	Cooper	0	(0)	1	(100)	0	(0)	0	(0)	0	(0)	0	(0)	1	
	Pettis	0	(0)	0	(0)	0	(0)	0	(0)	0	(0)	0	(0)	0	
	Circuit Total	0	(0)	1	(100)	0	(0)	0	(0)	0	(0)	0	(0)	1	
19	Cole	0	(0)	0	(0)	0	(0)	0	(0)	0	(0)	0	(0)	0	
	Circuit Total	0	(0)	0	(0)	0	(0)	0	(0)	0	(0)	0	(0)	0	
20	Franklin	0	(0)	2	(11)	15	(83)	1	(6)	0	(0)	0	(0)	18	
	Gasconade	0	(0)	0	(0)	3	(60)	2	(40)	0	(0)	0	(0)	5	
	Osage	0	(0)	0	(0)	0	(0)	0	(0)	0	(0)	0	(0)	0	
	Circuit Total	0	(0)	2	(9)	18	(78)	3	(13)	0	(0)	0	(0)	23	
21	St. Louis County	4	(0)	29	(2)	906	(68)	115	(9)	20	(2)	0	(0)	1325	
	Circuit Total	4	(0)	29	(2)	906	(68)	115	(9)	20	(2)	0	(0)	1325	
22	City of St. Louis	0	(0)	1	(2)	5	(11)	12	(27)	1	(2)	0	(0)	44	
	Circuit Total	0	(0)	1	(2)	5	(11)	12	(27)	1	(2)	0	(0)	44	
23	Jefferson	0	(0)	0	(0)	0	(0)	0	(0)	0	(0)	0	(0)	0	
	Circuit Total	0	(0)	0	(0)	0	(0)	0	(0)	0	(0)	0	(0)	0	
24	Madison	0	(0)	1	(33)	2	(67)	0	(0)	0	(0)	0	(0)	3	
	St. Francois	0	(0)	0	(0)	4	(100)	0	(0)	0	(0)	0	(0)	4	
	Ste. Genevieve	0	(0)	0	(0)	0	(0)	0	(0)	0	(0)	1	(100)	1	
	Washington	0	(0)	0	(0)	0	(0)	0	(0)	0	(0)	0	(0)	0	
	Circuit Total	0	(0)	1	(12)	6	(75)	0	(0)	0	(0)	0	(0)	8	

**Table 55**  
**Circuit Court, FY 2012**  
**Municipal Certification/Trial De Novo Cases Disposed by Manner of Disposition**

Cir. No.		With Trial				Dismissed				Change of Venue		Other		Total Cases Disposed
		By Jury		By Non-Jury		Guilty Plea		By State		By Court		#	%	
	County	#	%	#	%	#	%	#	%	#	%	#	%	
25	Maries	0	(0)	0	(0)	0	(0)	0	(0)	1	(100)	0	(0)	1
	Phelps	0	(0)	0	(0)	0	(0)	1	(50)	1	(50)	0	(0)	2
	Pulaski	0	(0)	0	(0)	0	(0)	0	(0)	0	(0)	0	(0)	0
	Texas	0	(0)	1	(100)	0	(0)	0	(0)	0	(0)	0	(0)	1
	Circuit Total	0	(0)	1	(25)	0	(0)	1	(25)	2	(50)	0	(0)	4
26	Camden	1	(100)	0	(0)	0	(0)	0	(0)	0	(0)	0	(0)	1
	Laclede	0	(0)	0	(0)	0	(0)	0	(0)	0	(0)	0	(0)	0
	Miller	0	(0)	0	(0)	0	(0)	0	(0)	0	(0)	0	(0)	0
	Moniteau	0	(0)	0	(0)	0	(0)	0	(0)	0	(0)	0	(0)	0
	Morgan	0	(0)	0	(0)	1	(100)	0	(0)	0	(0)	0	(0)	1
	Circuit Total	1	(50)	0	(0)	1	(50)	0	(0)	0	(0)	0	(0)	2
27	Bates	0	(0)	0	(0)	0	(0)	0	(0)	0	(0)	0	(0)	0
	Henry	0	(0)	0	(0)	12	(71)	5	(29)	0	(0)	0	(0)	17
	St. Clair	0	(0)	0	(0)	0	(0)	0	(0)	0	(0)	0	(0)	0
	Circuit Total	0	(0)	0	(0)	12	(71)	5	(29)	0	(0)	0	(0)	17
28	Barton	0	(0)	1	(33)	2	(67)	0	(0)	0	(0)	0	(0)	3
	Cedar	0	(0)	1	(9)	10	(91)	0	(0)	0	(0)	0	(0)	11
	Dade	0	(0)	0	(0)	0	(0)	1	(100)	0	(0)	0	(0)	1
	Vernon	0	(0)	0	(0)	5	(83)	0	(0)	0	(0)	1	(17)	6
	Circuit Total	0	(0)	2	(10)	17	(81)	1	(5)	0	(0)	1	(5)	21
29	Jasper	0	(0)	2	(15)	2	(15)	6	(46)	3	(23)	0	(0)	13
	Circuit Total	0	(0)	2	(15)	2	(15)	6	(46)	3	(23)	0	(0)	13
30	Benton	0	(0)	0	(0)	0	(0)	1	(100)	0	(0)	0	(0)	1
	Dallas	0	(0)	0	(0)	0	(0)	1	(100)	0	(0)	0	(0)	1
	Hickory	0	(0)	0	(0)	0	(0)	0	(0)	0	(0)	0	(0)	0
	Polk	0	(0)	0	(0)	2	(29)	5	(71)	0	(0)	0	(0)	7
	Webster	0	(0)	0	(0)	0	(0)	0	(0)	0	(0)	0	(0)	0
	Circuit Total	0	(0)	0	(0)	2	(22)	7	(78)	0	(0)	0	(0)	9
31	Greene	0	(0)	7	(14)	29	(58)	4	(8)	0	(0)	10	(20)	50
	Circuit Total	0	(0)	7	(14)	29	(58)	4	(8)	0	(0)	10	(20)	50
32	Bollinger	0	(0)	0	(0)	0	(0)	0	(0)	0	(0)	0	(0)	0
	Cape Girardeau	0	(0)	1	(3)	25	(86)	3	(10)	0	(0)	0	(0)	29
	Perry	0	(0)	0	(0)	1	(50)	1	(50)	0	(0)	0	(0)	2
	Circuit Total	0	(0)	1	(3)	26	(84)	4	(13)	0	(0)	0	(0)	31
33	Mississippi	0	(0)	0	(0)	0	(0)	0	(0)	0	(0)	0	(0)	0
	Scott	0	(0)	0	(0)	3	(60)	2	(40)	0	(0)	0	(0)	5
Circuit Total	0	(0)	0	(0)	3	(60)	2	(40)	0	(0)	0	(0)	5	
34	New Madrid	0	(0)	0	(0)	0	(0)	1	(50)	1	(50)	0	(0)	2
	Pemiscot	0	(0)	0	(0)	6	(86)	0	(0)	0	(0)	1	(14)	7
	Circuit Total	0	(0)	0	(0)	6	(67)	1	(11)	1	(11)	1	(11)	9
35	Dunklin	0	(0)	0	(0)	0	(0)	0	(0)	0	(0)	0	(0)	0
	Stoddard	0	(0)	0	(0)	0	(0)	1	(100)	0	(0)	0	(0)	1
	Circuit Total	0	(0)	0	(0)	0	(0)	1	(100)	0	(0)	0	(0)	1
36	Butler	0	(0)	0	(0)	1	(100)	0	(0)	0	(0)	0	(0)	1
	Ripley	0	(0)	0	(0)	0	(0)	1	(100)	0	(0)	0	(0)	1
	Circuit Total	0	(0)	0	(0)	1	(50)	1	(50)	0	(0)	0	(0)	2
37	Carter	0	(0)	0	(0)	0	(0)	0	(0)	0	(0)	0	(0)	0
	Howell	0	(0)	2	(8)	8	(33)	13	(54)	0	(0)	1	(4)	24
	Oregon	0	(0)	0	(0)	0	(0)	0	(0)	0	(0)	0	(0)	0
	Shannon	0	(0)	0	(0)	0	(0)	0	(0)	1	(100)	0	(0)	1
	Circuit Total	0	(0)	2	(8)	8	(32)	13	(52)	1	(4)	1	(4)	25
38	Christian	0	(0)	0	(0)	1	(50)	1	(50)	0	(0)	0	(0)	2
	Taney	1	(25)	1	(25)	0	(0)	2	(50)	0	(0)	0	(0)	4
Circuit Total	1	(17)	1	(17)	1	(17)	3	(50)	0	(0)	0	(0)	6	
39	Barry	0	(0)	1	(50)	0	(0)	1	(50)	0	(0)	0	(0)	2
	Lawrence	0	(0)	0	(0)	0	(0)	0	(0)	0	(0)	0	(0)	0
	Stone	0	(0)	0	(0)	0	(0)	0	(0)	0	(0)	0	(0)	0
	Circuit Total	0	(0)	1	(50)	0	(0)	1	(50)	0	(0)	0	(0)	2
40	McDonald	0	(0)	1	(50)	1	(50)	0	(0)	0	(0)	0	(0)	2
	Newton	0	(0)	0	(0)	1	(100)	0	(0)	0	(0)	0	(0)	1
Circuit Total	0	(0)	1	(33)	2	(67)	0	(0)	0	(0)	0	(0)	3	
41	Macon	0	(0)	0	(0)	0	(0)	3	(50)	0	(0)	3	(50)	6
	Shelby	0	(0)	1	(11)	6	(67)	2	(22)	0	(0)	0	(0)	9
	Circuit Total	0	(0)	1	(7)	6	(40)	5	(33)	0	(0)	3	(20)	15
42	Crawford	0	(0)	0	(0)	0	(0)	0	(0)	0	(0)	0	(0)	0
	Dent	0	(0)	0	(0)	0	(0)	0	(0)	0	(0)	0	(0)	0
	Iron	0	(0)	0	(0)	0	(0)	0	(0)	3	(100)	0	(0)	3
	Reynolds	0	(0)	0	(0)	1	(100)	0	(0)	0	(0)	0	(0)	1
	Wayne	0	(0)	0	(0)	0	(0)	0	(0)	0	(0)	0	(0)	0
	Circuit Total	0	(0)	0	(0)	1	(25)	0	(0)	3	(75)	0	(0)	4
43	Caldwell	0	(0)	0	(0)	0	(0)	0	(0)	0	(0)	0	(0)	0
	Clinton	0	(0)	0	(0)	1	(33)	1	(33)	0	(0)	1	(33)	3
	Daviess	0	(0)	0	(0)	0	(0)	0	(0)	0	(0)	0	(0)	0
	DeKalb	0	(0)	0	(0)	0	(0)	0	(0)	0	(0)	0	(0)	0
	Livingston	0	(0)	0	(0)	0	(0)	0	(0)	0	(0)	0	(0)	0
	Circuit Total	0	(0)	0	(0)	1	(33)	1	(33)	0	(0)	1	(33)	3
44	Douglas	0	(0)	0	(0)	0	(0)	0	(0)	0	(0)	0	(0)	0
	Ozark	0	(0)	0	(0)	0	(0)	0	(0)	0	(0)	0	(0)	0
	Wright	0	(0)	0	(0)	0	(0)	0	(0)	0	(0)	0	(0)	0
Circuit Total	0	(0)	0	(0)	0	(0)	0	(0)	0	(0)	0	(0)	0	
45	Lincoln	0	(0)	0	(0)	2	(20)	8	(80)	0	(0)	0	(0)	10
	Pike	0	(0)	0	(0)	0	(0)	7	(78)	2	(22)	0	(0)	9
	Circuit Total	0	(0)	0	(0)	2	(11)	15	(79)	2	(11)	0	(0)	19
STATE TOTAL		15	(1)	94	(4)	1,256	(59)	281	(13)	75	(4)	11	(1)	2,116



**Table 56**  
**Circuit Court, FY 2012**  
**Juvenile Cases Disposed\* by Manner of Disposition**

Cir. No.	County	By Court Hearing		Dismissal Without Hearing		Certified To Adult Court		Transferred		Termination of Parental Rights		Termination of Jurisdiction		Committed to Dpt Youth Services		Other		Total Cases Disposed
		#	%	#	%	#	%	#	%	#	%	#	%	#	%	#	%	
1	Clark	0	(0)	0	(0)	0	(0)	0	(0)	0	(0)	13	(68)	0	(0)	6	(32)	19
	Schulyer	2	(29)	1	(14)	0	(0)	0	(0)	0	(0)	4	(57)	0	(0)	0	(0)	7
	Scotland	6	(46)	0	(0)	0	(0)	0	(0)	0	(0)	6	(46)	0	(0)	1	(8)	13
	Circuit Total	8	(21)	1	(3)	0	(0)	0	(0)	0	(0)	23	(59)	0	(0)	7	(18)	39
2	Adair	11	(17)	0	(0)	0	(0)	1	(2)	0	(0)	50	(79)	1	(2)	0	(0)	63
	Knox	0	(0)	0	(0)	0	(0)	5	(50)	0	(0)	3	(30)	1	(10)	1	(0)	10
	Lewis	1	(4)	0	(0)	0	(0)	0	(0)	0	(0)	23	(96)	0	(0)	0	(0)	24
	Circuit Total	12	(12)	0	(0)	0	(0)	6	(6)	0	(0)	76	(78)	2	(2)	1	(1)	97
3	Grundy	15	(35)	0	(0)	0	(0)	0	(0)	7	(16)	17	(40)	4	(9)	0	(0)	43
	Harrison	4	(19)	1	(5)	0	(0)	0	(0)	3	(14)	10	(48)	0	(0)	3	(14)	21
	Mercer	3	(30)	1	(10)	0	(0)	0	(0)	5	(50)	1	(10)	0	(0)	0	(0)	10
	Putnam	1	(9)	2	(18)	0	(0)	0	(0)	3	(27)	5	(45)	0	(0)	0	(0)	11
	Circuit Total	23	(27)	4	(5)	0	(0)	0	(0)	18	(21)	33	(39)	4	(5)	3	(4)	85
4	Atchison	2	(10)	0	(0)	0	(0)	2	(10)	0	(0)	15	(75)	1	(5)	0	(0)	20
	Gentry	3	(19)	1	(6)	0	(0)	0	(0)	0	(0)	12	(75)	0	(0)	0	(0)	16
	Holt	0	(0)	0	(0)	0	(0)	0	(0)	0	(0)	7	(100)	0	(0)	0	(0)	7
	Nodaway	8	(13)	0	(0)	0	(0)	0	(0)	4	(6)	51	(81)	0	(0)	0	(0)	63
	Worth	5	(38)	3	(23)	0	(0)	0	(0)	0	(0)	4	(31)	0	(0)	1	(8)	13
	Circuit Total	18	(15)	4	(3)	0	(0)	2	(2)	4	(3)	89	(75)	1	(1)	1	(1)	119
5	Andrew	16	(94)	1	(6)	0	(0)	0	(0)	0	(0)	0	(0)	0	(0)	0	(0)	17
	Buchanan	40	(23)	2	(1)	1	(1)	2	(1)	3	(2)	108	(61)	20	(11)	0	(0)	176
	Circuit Total	56	(29)	3	(2)	1	(1)	2	(1)	3	(2)	108	(56)	20	(10)	0	(0)	193
6	Platte	60	(70)	3	(3)	4	(5)	2	(2)	1	(1)	12	(14)	4	(5)	0	(0)	86
	Circuit Total	60	(70)	3	(3)	4	(5)	2	(2)	1	(1)	12	(14)	4	(5)	0	(0)	86
7	Clay	75	(53)	3	(2)	1	(1)	4	(3)	6	(4)	38	(27)	15	(11)	0	(0)	142
	Circuit Total	75	(53)	3	(2)	1	(1)	4	(3)	6	(4)	38	(27)	15	(11)	0	(0)	142
8	Carroll	3	(27)	3	(27)	0	(0)	0	(0)	0	(0)	5	(45)	0	(0)	0	(0)	11
	Ray	14	(39)	2	(6)	0	(0)	2	(6)	0	(0)	12	(33)	6	(17)	0	(0)	36
	Circuit Total	17	(36)	5	(11)	0	(0)	2	(4)	0	(0)	17	(36)	6	(13)	0	(0)	47
9	Chariton	1	(8)	3	(25)	0	(0)	2	(17)	0	(0)	5	(42)	1	(8)	0	(0)	12
	Linn	8	(16)	7	(14)	0	(0)	0	(0)	2	(4)	33	(65)	1	(2)	0	(0)	51
	Sullivan	4	(10)	6	(15)	1	(2)	4	(10)	0	(0)	24	(59)	2	(5)	0	(0)	41
	Circuit Total	13	(13)	16	(15)	1	(1)	6	(6)	2	(2)	62	(60)	4	(4)	0	(0)	104
10	Marion	20	(24)	4	(5)	0	(0)	1	(1)	0	(0)	52	(63)	6	(7)	0	(0)	83
	Monroe	3	(15)	0	(0)	0	(0)	0	(0)	0	(0)	12	(60)	5	(25)	0	(0)	20
	Ralls	5	(28)	1	(6)	0	(0)	0	(0)	0	(0)	9	(50)	3	(17)	0	(0)	18
	Circuit Total	28	(23)	5	(4)	0	(0)	1	(1)	0	(0)	73	(60)	14	(12)	0	(0)	121
11	St. Charles	121	(32)	5	(1)	0	(0)	16	(4)	8	(2)	178	(46)	55	(14)	0	(0)	383
	Circuit Total	121	(32)	5	(1)	0	(0)	16	(4)	8	(2)	178	(46)	55	(14)	0	(0)	383
12	Audrain	5	(6)	4	(5)	1	(1)	0	(0)	3	(4)	66	(84)	0	(0)	0	(0)	79
	Montgomery	5	(18)	1	(4)	0	(0)	1	(4)	2	(7)	19	(68)	0	(0)	0	(0)	28
	Warren	18	(24)	18	(24)	0	(0)	3	(4)	2	(3)	34	(45)	0	(0)	0	(0)	75
	Circuit Total	28	(15)	23	(13)	1	(1)	4	(2)	7	(4)	119	(65)	0	(0)	0	(0)	182
13	Boone	160	(35)	58	(13)	2	(0)	16	(4)	19	(4)	177	(39)	20	(4)	0	(0)	452
	Callaway	65	(51)	0	(0)	0	(0)	5	(4)	8	(6)	49	(39)	0	(0)	0	(0)	127
	Circuit Total	225	(39)	58	(10)	2	(0)	21	(4)	27	(5)	226	(39)	20	(3)	0	(0)	579
14	Howard	5	(45)	0	(0)	0	(0)	1	(9)	0	(0)	5	(45)	0	(0)	0	(0)	11
	Randolph	10	(14)	4	(6)	0	(0)	2	(3)	0	(0)	51	(72)	4	(6)	0	(0)	71
	Circuit Total	15	(18)	4	(5)	0	(0)	3	(4)	0	(0)	56	(68)	4	(5)	0	(0)	82
15	Lafayette	10	(19)	1	(2)	2	(4)	0	(0)	1	(2)	28	(53)	11	(21)	0	(0)	53
	Saline	6	(18)	1	(3)	0	(0)	1	(3)	0	(0)	19	(56)	7	(21)	0	(0)	34
	Circuit Total	16	(18)	2	(2)	2	(2)	1	(1)	1	(1)	47	(54)	18	(21)	0	(0)	87
16	Jackson	366	(19)	259	(13)	13	(1)	3	(0)	133	(7)	1,103	(57)	43	(2)	0	(0)	1,920
	Circuit Total	366	(19)	259	(13)	13	(1)	3	(0)	133	(7)	1,103	(57)	43	(2)	0	(0)	1,920
17	Cass	21	(13)	5	(3)	0	(0)	1	(1)	5	(3)	130	(78)	3	(2)	1	(1)	166
	Johnson	13	(16)	9	(11)	1	(1)	0	(0)	6	(7)	48	(58)	6	(7)	0	(0)	83
	Circuit Total	34	(14)	14	(6)	1	(0)	1	(0)	11	(4)	178	(71)	9	(4)	1	(0)	249
18	Cooper	6	(26)	5	(22)	0	(0)	0	(0)	1	(4)	10	(43)	0	(0)	1	(4)	23
	Pettis	29	(26)	7	(6)	0	(0)	3	(3)	0	(0)	53	(48)	12	(11)	6	(5)	110
	Circuit Total	35	(26)	12	(9)	0	(0)	3	(2)	1	(1)	63	(47)	12	(9)	7	(5)	133
19	Cole	33	(19)	9	(5)	0	(0)	12	(7)	0	(0)	120	(68)	2	(1)	0	(0)	176
	Circuit Total	33	(19)	9	(5)	0	(0)	12	(7)	0	(0)	120	(68)	2	(1)	0	(0)	176
20	Franklin	65	(36)	0	(0)	1	(1)	4	(2)	9	(5)	87	(48)	14	(8)	0	(0)	180
	Gasconade	3	(15)	0	(0)	0	(0)	3	(15)	0	(0)	12	(60)	2	(10)	0	(0)	20
	Osage	1	(10)	0	(0)	0	(0)	2	(20)	0	(0)	7	(70)	0	(0)	0	(0)	10
	Circuit Total	69	(33)	0	(0)	1	(0)	9	(4)	9	(4)	106	(50)	16	(8)	0	(0)	210
21	St. Louis County	440	(30)	188	(13)	11	(1)	88	(6)	89	(6)	584	(40)	51	(4)	0	(0)	1,451
	Circuit Total	440	(30)	188	(13)	11	(1)	88	(6)	89	(6)	584	(40)	51	(4)	0	(0)	1,451
22	City of St. Louis	71	(9)	215	(26)	12	(1)	22	(3)	41	(5)	372	(45)	86	(10)	1	(0)	820
	Circuit Total	71	(9)	215	(26)	12	(1)	22	(3)	41	(5)	372	(45)	86	(10)	1	(0)	820
23	Jefferson	146	(24)	10	(2)	1	(0)	18	(3)	36	(6)	377	(61)	26	(4)	2	(0)	616
	Circuit Total	146	(24)	10	(2)	1	(0)	18	(3)	36	(6)	377	(61)	26	(4)	2	(0)	616
24	Madison	13	(30)	0	(0)	0	(0)	0	(0)	9	(21)	20	(47)	1	(2)	0	(0)	43
	St. Francois	36	(22)	4	(2)	0	(0)	1	(1)	32	(20)	64	(40)	24	(15)	0	(0)	161
	Ste. Genevieve	6	(21)	0	(0)	0	(0)	0	(0)	4	(14)	12	(41)	7	(24)	0	(0)	29
	Washington	25	(27)	0	(0)	0	(0)	1	(1)	21	(22)	43	(46)	4	(4)	0	(0)	94
	Circuit Total	80	(24)	4	(1)	0	(0)	2	(1)	66	(20)	139	(43)	36	(11)	0	(0)	327

**Table 56**  
**Juvenile Court, FY 2012**  
**Juvenile Cases Disposed\* by Manner of Disposition**

Cir. No.	County	By Court Hearing		Dismissal Without Hearing		Certified To Adult Court		Transferred		Termination of Parental Rights		Termination of Jurisdiction		Committed to Dpt Youth Services		Other		Total Cases Disposed
		#	%	#	%	#	%	#	%	#	%	#	%	#	%	#	%	
25	Maries	3	(23)	1	(8)	0	(0)	0	(0)	0	(0)	9	(69)	0	(0)	0	(0)	13
	Phelps	39	(33)	3	(3)	0	(0)	0	(0)	16	(14)	53	(45)	6	(5)	0	(0)	117
	Pulaski	38	(27)	0	(0)	0	(0)	0	(0)	4	(3)	95	(66)	6	(4)	0	(0)	143
	Texas	25	(34)	0	(0)	1	(1)	0	(0)	10	(14)	36	(49)	2	(3)	0	(0)	74
	Circuit Total	105	(30)	4	(1)	1	(0)	0	(0)	30	(9)	193	(56)	14	(4)	0	(0)	347
26	Camden	21	(34)	5	(8)	0	(0)	0	(0)	1	(2)	32	(52)	2	(3)	0	(0)	61
	Laclede	23	(17)	14	(10)	1	(1)	0	(0)	7	(5)	93	(67)	1	(1)	0	(0)	139
	Miller	20	(25)	8	(10)	1	(1)	0	(0)	0	(0)	46	(57)	6	(7)	0	(0)	81
	Moniteau	12	(44)	0	(0)	0	(0)	1	(4)	0	(0)	13	(48)	1	(4)	0	(0)	27
	Morgan	4	(33)	0	(0)	0	(0)	0	(0)	0	(0)	8	(67)	0	(0)	0	(0)	12
	Circuit Total	80	(25)	27	(8)	2	(1)	1	(0)	8	(3)	192	(60)	10	(3)	0	(0)	320
27	Bates	18	(25)	6	(8)	0	(0)	1	(1)	0	(0)	44	(60)	3	(4)	1	(1)	73
	Henry	19	(23)	12	(15)	0	(0)	4	(5)	4	(5)	41	(51)	0	(0)	1	(1)	81
	St. Clair	9	(36)	1	(4)	0	(0)	0	(0)	0	(0)	15	(60)	0	(0)	0	(0)	25
	Circuit Total	46	(26)	19	(11)	0	(0)	5	(3)	4	(2)	100	(56)	3	(2)	2	(1)	179
28	Barton	10	(21)	1	(2)	0	(0)	0	(0)	1	(2)	35	(74)	0	(0)	0	(0)	47
	Cedar	2	(13)	2	(13)	0	(0)	1	(6)	0	(0)	7	(44)	4	(25)	0	(0)	16
	Dade	4	(31)	0	(0)	0	(0)	0	(0)	1	(8)	8	(62)	0	(0)	0	(0)	13
	Vernon	8	(20)	2	(5)	0	(0)	1	(3)	0	(0)	27	(68)	2	(5)	0	(0)	40
	Circuit Total	24	(21)	5	(4)	0	(0)	2	(2)	2	(2)	77	(66)	6	(5)	0	(0)	116
29	Jasper	142	(21)	299	(43)	3	(0)	5	(1)	0	(0)	140	(20)	99	(14)	0	(0)	688
	Circuit Total	142	(21)	299	(43)	3	(0)	5	(1)	0	(0)	140	(20)	99	(14)	0	(0)	688
30	Benton	2	(14)	0	(0)	0	(0)	0	(0)	0	(0)	9	(64)	2	(14)	1	(7)	14
	Dallas	10	(32)	3	(10)	0	(0)	2	(6)	3	(10)	10	(32)	3	(10)	0	(0)	31
	Hickory	3	(27)	0	(0)	1	(9)	0	(0)	0	(0)	6	(55)	1	(9)	0	(0)	11
	Polk	21	(46)	1	(2)	1	(2)	0	(0)	1	(2)	19	(41)	3	(7)	0	(0)	46
	Webster	22	(56)	0	(0)	0	(0)	0	(0)	0	(0)	13	(33)	0	(0)	4	(10)	39
	Circuit Total	58	(41)	4	(3)	2	(1)	2	(1)	4	(3)	57	(40)	9	(6)	5	(4)	141
31	Greene	76	(7)	1	(0)	0	(0)	3	(0)	187	(18)	524	(49)	56	(5)	213	(20)	1,060
	Circuit Total	76	(7)	1	(0)	0	(0)	3	(0)	187	(18)	524	(49)	56	(5)	213	(20)	1,060
32	Bollinger	14	(24)	5	(9)	0	(0)	1	(2)	2	(3)	34	(59)	2	(3)	0	(0)	58
	Cape Girardeau	29	(16)	36	(20)	0	(0)	6	(3)	7	(4)	87	(49)	14	(8)	0	(0)	179
	Perry	2	(7)	1	(3)	0	(0)	0	(0)	0	(0)	26	(87)	1	(3)	0	(0)	30
	Circuit Total	45	(17)	42	(16)	0	(0)	7	(3)	9	(3)	147	(55)	17	(6)	0	(0)	267
33	Mississippi	5	(8)	0	(0)	0	(0)	5	(8)	0	(0)	43	(68)	9	(14)	1	(2)	63
	Scott	11	(5)	11	(5)	4	(2)	5	(2)	2	(1)	177	(78)	18	(8)	0	(0)	228
Circuit Total	16	(5)	11	(4)	4	(1)	10	(3)	2	(1)	220	(76)	27	(9)	1	(0)	291	
34	New Madrid	7	(16)	1	(2)	0	(0)	2	(5)	0	(0)	34	(77)	0	(0)	0	(0)	44
	Pemiscot	13	(17)	2	(3)	1	(1)	2	(3)	3	(4)	51	(68)	3	(4)	0	(0)	75
Circuit Total	20	(17)	3	(3)	1	(1)	4	(3)	3	(3)	85	(71)	3	(3)	0	(0)	119	
35	Dunklin	28	(13)	11	(5)	1	(0)	4	(2)	1	(0)	161	(77)	4	(2)	0	(0)	210
	Stoddard	21	(8)	92	(33)	0	(0)	1	(0)	2	(1)	156	(57)	3	(1)	0	(0)	275
	Circuit Total	49	(10)	103	(21)	1	(0)	5	(1)	3	(1)	317	(65)	7	(1)	0	(0)	485
36	Butler	29	(17)	39	(23)	0	(0)	2	(1)	8	(5)	77	(45)	16	(9)	0	(0)	171
	Ripley	6	(7)	18	(21)	0	(0)	0	(0)	7	(8)	52	(60)	3	(3)	0	(0)	86
Circuit Total	35	(14)	57	(22)	0	(0)	2	(1)	15	(6)	129	(50)	19	(7)	0	(0)	257	
37	Carter	1	(100)	0	(0)	0	(0)	0	(0)	0	(0)	0	(0)	0	(0)	0	(0)	1
	Howell	30	(39)	5	(6)	0	(0)	4	(5)	2	(3)	35	(45)	1	(1)	0	(0)	77
	Oregon	8	(53)	0	(0)	0	(0)	1	(7)	0	(0)	6	(40)	0	(0)	0	(0)	15
	Shannon	1	(100)	0	(0)	0	(0)	0	(0)	0	(0)	0	(0)	0	(0)	0	(0)	1
	Circuit Total	40	(43)	5	(5)	0	(0)	5	(5)	2	(2)	41	(44)	1	(1)	0	(0)	94
38	Christian	33	(19)	6	(3)	0	(0)	6	(3)	13	(8)	103	(60)	11	(6)	0	(0)	172
	Taney	42	(27)	8	(5)	0	(0)	0	(0)	0	(0)	86	(54)	22	(14)	0	(0)	158
Circuit Total	75	(23)	14	(4)	0	(0)	6	(2)	13	(4)	189	(57)	33	(10)	0	(0)	330	
39	Barry	46	(36)	4	(3)	0	(0)	3	(2)	0	(0)	74	(58)	1	(1)	0	(0)	128
	Lawrence	56	(58)	0	(0)	0	(0)	1	(1)	0	(0)	36	(37)	4	(4)	0	(0)	97
	Stone	20	(30)	1	(2)	0	(0)	0	(0)	0	(0)	45	(68)	0	(0)	0	(0)	66
	Circuit Total	122	(42)	5	(2)	0	(0)	4	(1)	0	(0)	155	(53)	5	(2)	0	(0)	291
40	McDonald	27	(23)	8	(7)	0	(0)	0	(0)	0	(0)	68	(59)	13	(11)	0	(0)	116
	Newton	79	(24)	23	(7)	0	(0)	3	(1)	0	(0)	196	(60)	25	(8)	0	(0)	326
Circuit Total	106	(24)	31	(7)	0	(0)	3	(1)	0	(0)	264	(60)	38	(9)	0	(0)	442	
41	Macon	2	(5)	4	(10)	0	(0)	0	(0)	6	(15)	25	(63)	3	(8)	0	(0)	40
	Shelby	9	(25)	0	(0)	0	(0)	0	(0)	0	(0)	26	(72)	1	(3)	0	(0)	36
Circuit Total	11	(14)	4	(5)	0	(0)	0	(0)	6	(8)	51	(67)	4	(5)	0	(0)	76	
42	Crawford	14	(20)	1	(1)	0	(0)	3	(4)	0	(0)	46	(65)	7	(10)	0	(0)	71
	Dent	4	(21)	0	(0)	0	(0)	1	(5)	1	(5)	13	(68)	0	(0)	0	(0)	19
	Iron	9	(23)	5	(13)	0	(0)	0	(0)	3	(8)	20	(50)	3	(8)	0	(0)	40
	Reynolds	3	(23)	1	(8)	0	(0)	0	(0)	0	(0)	6	(46)	0	(0)	3	(23)	13
	Wayne	9	(28)	1	(3)	0	(0)	2	(6)	2	(6)	18	(56)	0	(0)	0	(0)	32
	Circuit Total	39	(22)	8	(5)	0	(0)	6	(3)	6	(3)	103	(59)	10	(6)	3	(2)	175
43	Caldwell	10	(33)	2	(7)	0	(0)	0	(0)	0	(0)	13	(43)	5	(17)	0	(0)	30
	Clinton	12	(23)	0	(0)	0	(0)	0	(0)	1	(2)	33	(63)	6	(12)	0	(0)	52
	Daviess	4	(27)	2	(13)	0	(0)	2	(13)	0	(0)	5	(33)	2	(13)	0	(0)	15
	DeKalb	2	(22)	0	(0)	0	(0)	0	(0)	0	(0)	6	(67)	1	(11)	0	(0)	9
	Livingston	4	(14)	1	(3)	1	(3)	0	(0)	0	(0)	17	(59)	6	(21)	0	(0)	29
	Circuit Total	32	(24)	5	(4)	1	(1)	2	(1)	1	(1)	74	(55)	20	(15)	0	(0)	135
44	Douglas	12	(27)	1	(2)	0	(0)	2	(4)	0	(0)	28	(62)	2	(4)	0	(0)	45
	Ozark	1	(4)	6	(24)	0	(0)	0	(0)	0	(0)	18	(72)	0	(0)	0	(0)	25
	Wright	11	(17)	16	(25)	0	(0)	0	(0)	0	(0)	33	(52)	4	(6)	0	(0)	64
	Circuit Total	24	(18)	23	(17)	0	(0)	2	(1)	0	(0)	79	(59)	6	(4)	0	(0)	134
45	Lincoln	13	(10)	10	(7)	1	(1)	15	(11)	2	(1)	90	(67)	3	(2)	0	(0)	134
	Pike	6	(14)	2	(5)	0	(0)	2	(5)	3	(7)	29	(66)	2	(5)	0	(0)	44
	Circuit Total	19	(11)	12	(7)	1	(1)	17	(10)	5	(3)	119	(67)	5	(3)	0	(0)	178
STATE TOTAL*		3,153	(22)	1,529	(11)	67	(0)	319	(2)	763	(5)	7,455	(52)	840	(6)	247	(2)	14,373

(This page intentionally left blank.)

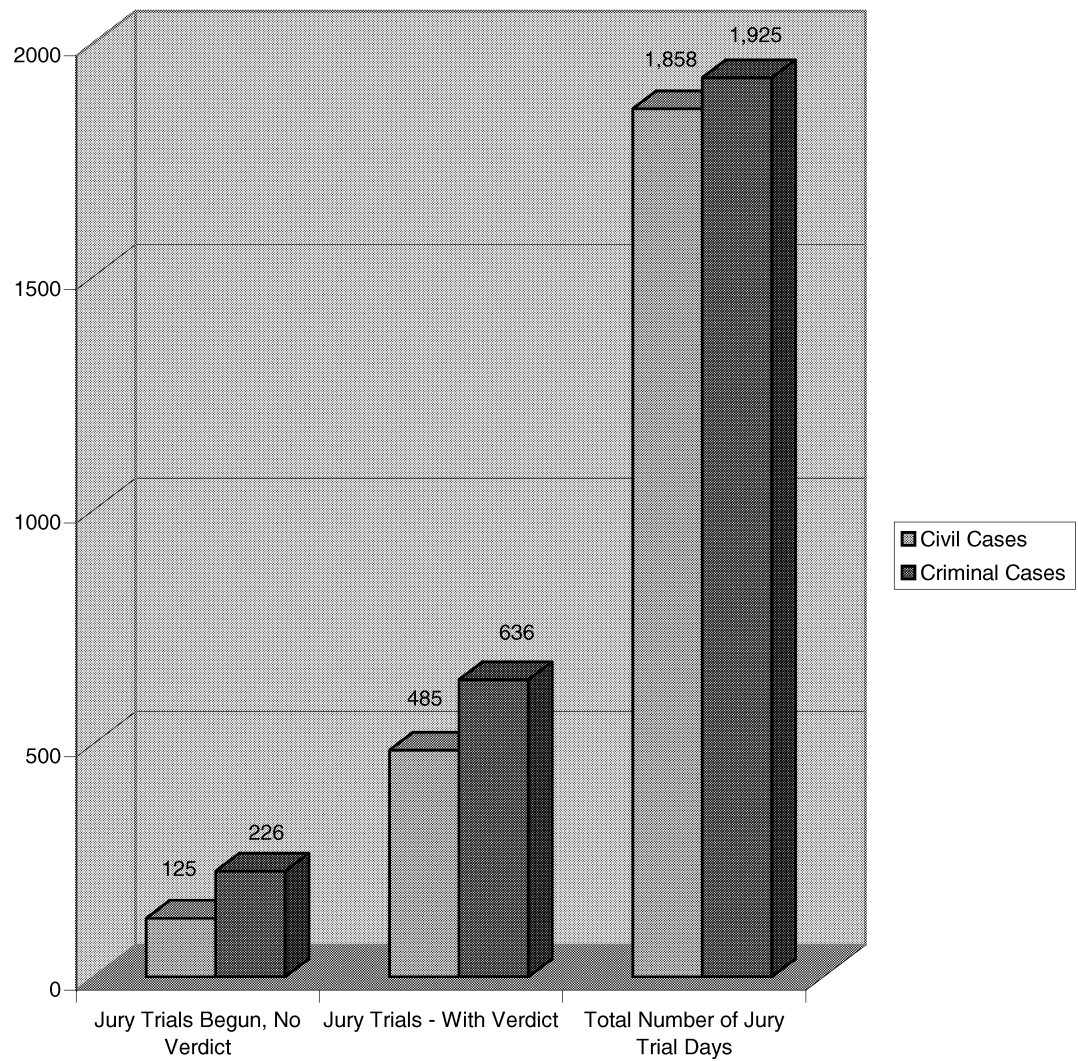
---

# CIRCUIT COURT

---

## Jury Trial and Judge Type Data

## FY 2012 - Statewide Data on Jury Trials



**Table 57**  
**Circuit Court, FY 2012**  
**Jury Trial Information in Civil and Criminal Cases**

Cir No	County	*Trial Begun, No Verdict		Verdict Returned		Total Jury Days	
		Civil	Criminal	Civil	Criminal	Civil	Criminal
1	Clark	0	1	0	0	0	1
	Schulyer	0	0	0	0	0	0
	Scotland	0	0	1	1	2	1
	<b>Circuit Total</b>	<b>0</b>	<b>1</b>	<b>1</b>	<b>1</b>	<b>2</b>	<b>2</b>
2	Adair	1	1	3	4	8	11
	Knox	0	0	0	0	0	0
	Lewis	0	0	1	0	3	0
	<b>Circuit Total</b>	<b>1</b>	<b>1</b>	<b>4</b>	<b>4</b>	<b>11</b>	<b>11</b>
3	Grundy	0	0	0	5	0	6
	Harrison	0	1	1	1	2	2
	Mercer	0	0	0	0	0	0
	Putnam	0	0	0	0	0	0
	<b>Circuit Total</b>	<b>0</b>	<b>1</b>	<b>1</b>	<b>6</b>	<b>2</b>	<b>8</b>
4	Atchison	0	1	0	0	0	1
	Gentry	0	0	1	0	4	0
	Holt	0	0	0	0	0	0
	Nodaway	0	4	1	8	2	17
	Worth	0	0	0	0	0	0
	<b>Circuit Total</b>	<b>0</b>	<b>5</b>	<b>2</b>	<b>8</b>	<b>6</b>	<b>18</b>
5	Andrew	0	0	0	0	0	0
	Buchanan	3	2	9	10	32	21
	<b>Circuit Total</b>	<b>3</b>	<b>2</b>	<b>9</b>	<b>10</b>	<b>32</b>	<b>21</b>
6	Platte	1	0	6	9	19	32
	<b>Circuit Total</b>	<b>1</b>	<b>0</b>	<b>6</b>	<b>9</b>	<b>19</b>	<b>32</b>
7	Clay	4	6	12	15	59	49
	<b>Circuit Total</b>	<b>4</b>	<b>6</b>	<b>12</b>	<b>15</b>	<b>59</b>	<b>49</b>
8	Carroll	0	0	1	2	3	3
	Ray	1	2	2	1	8	5
	<b>Circuit Total</b>	<b>1</b>	<b>2</b>	<b>3</b>	<b>3</b>	<b>11</b>	<b>8</b>
9	Chariton	0	0	0	2	0	2
	Linn	0	3	0	3	0	6
	Sullivan	0	0	0	0	0	0
	<b>Circuit Total</b>	<b>0</b>	<b>3</b>	<b>0</b>	<b>5</b>	<b>0</b>	<b>8</b>
10	Marion	0	2	0	4	0	7
	Monroe	0	0	0	3	0	5
	Ralls	0	0	0	1	0	1
	<b>Circuit Total</b>	<b>0</b>	<b>2</b>	<b>0</b>	<b>8</b>	<b>0</b>	<b>13</b>
11	St. Charles	12	11	30	10	106	36
	<b>Circuit Total</b>	<b>12</b>	<b>11</b>	<b>30</b>	<b>10</b>	<b>106</b>	<b>36</b>
12	Audrain	0	0	1	2	2	4
	Montgomery	2	0	0	3	2	5
	Warren	0	3	5	6	7	11
	<b>Circuit Total</b>	<b>2</b>	<b>3</b>	<b>6</b>	<b>11</b>	<b>11</b>	<b>20</b>
13	Boone	0	4	8	12	14	25
	Callaway	2	0	6	3	14	4
	<b>Circuit Total</b>	<b>2</b>	<b>4</b>	<b>14</b>	<b>15</b>	<b>28</b>	<b>29</b>
14	Howard	0	0	0	0	0	0
	Randolph	0	2	2	3	3	5
	<b>Circuit Total</b>	<b>0</b>	<b>2</b>	<b>2</b>	<b>3</b>	<b>3</b>	<b>5</b>
15	Lafayette	0	3	2	9	4	16
	Saline	1	1	2	3	5	7
	<b>Circuit Total</b>	<b>1</b>	<b>4</b>	<b>4</b>	<b>12</b>	<b>9</b>	<b>23</b>
16	Jackson	8	5	71	34	373	135
	<b>Circuit Total</b>	<b>8</b>	<b>5</b>	<b>71</b>	<b>34</b>	<b>373</b>	<b>135</b>
17	Cass	1	0	3	1	16	1
	Johnson	0	4	0	0	3	6
	<b>Circuit Total</b>	<b>1</b>	<b>4</b>	<b>3</b>	<b>1</b>	<b>19</b>	<b>7</b>
18	Cooper	0	0	2	1	3	1
	Pettis	0	0	8	4	21	5
	<b>Circuit Total</b>	<b>0</b>	<b>0</b>	<b>10</b>	<b>5</b>	<b>24</b>	<b>6</b>
19	Cole	2	2	3	11	12	16
	<b>Circuit Total</b>	<b>2</b>	<b>2</b>	<b>3</b>	<b>11</b>	<b>12</b>	<b>16</b>
20	Franklin	2	3	7	4	18	12
	Gasconade	0	1	2	1	2	4
	Osage	0	0	0	0	0	0
	<b>Circuit Total</b>	<b>2</b>	<b>4</b>	<b>9</b>	<b>5</b>	<b>20</b>	<b>16</b>
21	St. Louis County	24	14	90	53	327	230
	<b>Circuit Total</b>	<b>24</b>	<b>14</b>	<b>90</b>	<b>53</b>	<b>327</b>	<b>230</b>
22	City of St. Louis	13	66	78	207	383	750
	<b>Circuit Total</b>	<b>13</b>	<b>66</b>	<b>78</b>	<b>207</b>	<b>383</b>	<b>750</b>
23	Jefferson	4	5	19	13	49	37
	<b>Circuit Total</b>	<b>4</b>	<b>5</b>	<b>19</b>	<b>13</b>	<b>49</b>	<b>37</b>
24	Madison	0	0	1	0	3	0
	St. Francois	1	1	7	5	13	8
	Ste. Genevieve	0	0	1	3	1	4
	Washington	0	0	1	3	2	6
	<b>Circuit Total</b>	<b>1</b>	<b>1</b>	<b>10</b>	<b>11</b>	<b>19</b>	<b>18</b>

\* Includes: Voir dire began but jury selection was not completed-jury was not sworn; Jury was sworn but parties agreed to settlement before jury verdict; and, Jury was sworn but the trial ended in a mistrial, hung jury or directed verdict.

**Table 57**  
**Circuit Court, FY 2012**  
**Jury Trial Information in Civil and Criminal Cases**

CIR. NO COUNTY	*Trial Begun, No Verdict		Verdict Returned		Total Jury Days	
	Civil	Criminal	Civil	Criminal	Civil	Criminal
25	Maries	1	0	1	3	0
	Phelps	0	1	3	7	18
	Pulaski	0	1	2	3	6
	Texas	0	1	1	3	6
	<b>Circuit Total</b>	<b>1</b>	<b>2</b>	<b>7</b>	<b>16</b>	<b>30</b>
26	Camden	4	6	3	6	22
	Laclede	0	1	4	3	11
	Miller	0	2	1	2	3
	Moniteau	0	0	1	1	3
	Morgan	2	2	2	0	9
	<b>Circuit Total</b>	<b>6</b>	<b>11</b>	<b>11</b>	<b>12</b>	<b>48</b>
27	Bates	0	1	2	3	4
	Henry	1	0	4	6	9
	St. Clair	0	2	0	3	0
	<b>Circuit Total</b>	<b>1</b>	<b>3</b>	<b>6</b>	<b>12</b>	<b>13</b>
28	Barton	3	0	0	0	7
	Cedar	0	4	0	2	0
	Dade	0	0	1	0	2
	Vernon	0	0	0	0	0
	<b>Circuit Total</b>	<b>3</b>	<b>4</b>	<b>1</b>	<b>2</b>	<b>9</b>
29	Jasper	1	5	7	4	27
	<b>Circuit Total</b>	<b>1</b>	<b>5</b>	<b>7</b>	<b>4</b>	<b>27</b>
30	Benton	0	1	1	2	2
	Dallas	0	0	0	3	0
	Hickory	0	0	0	2	0
	Polk	0	0	2	2	5
	Webster	0	0	1	1	6
	<b>Circuit Total</b>	<b>0</b>	<b>1</b>	<b>4</b>	<b>10</b>	<b>13</b>
31	Greene	2	5	25	16	88
	<b>Circuit Total</b>	<b>2</b>	<b>5</b>	<b>25</b>	<b>16</b>	<b>88</b>
32	Bollinger	0	2	0	0	0
	Cape Girardeau	3	2	3	15	7
	Perry	0	1	2	3	2
	<b>Circuit Total</b>	<b>3</b>	<b>5</b>	<b>5</b>	<b>18</b>	<b>9</b>
33	Mississippi	0	1	3	1	9
	Scott	2	3	3	6	6
	<b>Circuit Total</b>	<b>2</b>	<b>4</b>	<b>6</b>	<b>7</b>	<b>15</b>
34	New Madrid	0	4	3	3	4
	Pemiscot	2	0	0	2	2
	<b>Circuit Total</b>	<b>2</b>	<b>4</b>	<b>3</b>	<b>5</b>	<b>6</b>
35	Dunklin	2	1	0	2	2
	Stoddard	1	0	1	1	3
	<b>Circuit Total</b>	<b>3</b>	<b>1</b>	<b>1</b>	<b>3</b>	<b>5</b>
36	Butler	5	3	2	3	11
	Ripley	0	1	1	2	1
	<b>Circuit Total</b>	<b>5</b>	<b>4</b>	<b>3</b>	<b>5</b>	<b>12</b>
37	Carter	2	1	0	3	2
	Howell	1	0	2	4	6
	Oregon	0	2	0	3	0
	Shannon	0	0	1	0	2
	<b>Circuit Total</b>	<b>3</b>	<b>3</b>	<b>3</b>	<b>10</b>	<b>10</b>
38	Christian	1	0	1	6	7
	Taney	1	6	2	10	4
	<b>Circuit Total</b>	<b>2</b>	<b>6</b>	<b>3</b>	<b>16</b>	<b>11</b>
39	Barry	1	3	3	3	11
	Lawrence	0	4	0	1	0
	Stone	2	1	0	1	2
	<b>Circuit Total</b>	<b>3</b>	<b>8</b>	<b>3</b>	<b>5</b>	<b>13</b>
40	McDonald	2	2	2	4	6
	Newton	0	3	1	5	4
	<b>Circuit Total</b>	<b>2</b>	<b>5</b>	<b>3</b>	<b>9</b>	<b>10</b>
41	Macon	0	0	0	3	0
	Shelby	0	0	0	1	0
	<b>Circuit Total</b>	<b>0</b>	<b>0</b>	<b>0</b>	<b>4</b>	<b>0</b>
42	Crawford	0	1	0	5	0
	Dent	0	0	0	0	0
	Iron	0	2	0	2	0
	Reynolds	0	0	0	0	0
	Wayne	0	0	0	0	0
	<b>Circuit Total</b>	<b>0</b>	<b>3</b>	<b>0</b>	<b>7</b>	<b>0</b>
43	Caldwell	0	0	0	1	0
	Clinton	1	0	0	0	1
	Daviess	0	0	0	4	0
	DeKalb	0	1	0	0	0
	Livingston	0	0	0	2	0
	<b>Circuit Total</b>	<b>1</b>	<b>1</b>	<b>0</b>	<b>7</b>	<b>1</b>
44	Douglas	0	0	1	2	9
	Ozark	1	0	0	0	1
	Wright	1	0	1	3	7
	<b>Circuit Total</b>	<b>2</b>	<b>0</b>	<b>2</b>	<b>5</b>	<b>17</b>
45	Lincoln	1	1	4	5	9
	Pike	0	2	1	2	1
	<b>Circuit Total</b>	<b>1</b>	<b>3</b>	<b>5</b>	<b>7</b>	<b>10</b>
<b>STATE TOTAL</b>		<b>125</b>	<b>226</b>	<b>485</b>	<b>636</b>	<b>1,858</b>
						<b>1,925</b>

**Table 58**  
**Circuit Court, FY 2012**  
**Circuit Civil Dispositions by Judge Type**

Circuit	Resident Circuit Judge (%)		Transferred Circuit Judge (%)		Resident Associate Judge (%)		Transferred Assoc. Judge Within Circ (%)		Transferred Assoc. Judge Outside Circ (%)		No Judge (%)		Special Judge (%)		Court Commis/Other (%)		TOTAL
1	48	(87)	1	(2)	0	(0)	3	(5)	1	(2)	2	(4)	0	(0)	0	(0)	55
2	119	(74)	2	(1)	20	(12)	7	(4)	12	(7)	1	(1)	0	(0)	0	(0)	161
3	72	(84)	1	(1)	7	(8)	1	(1)	4	(5)	1	(1)	0	(0)	0	(0)	86
4	88	(73)	0	(0)	15	(13)	14	(12)	2	(2)	1	(1)	0	(0)	0	(0)	120
5	387	(84)	0	(0)	20	(4)	6	(1)	0	(0)	50	(11)	0	(0)	0	(0)	463
6	323	(68)	0	(0)	128	(27)	0	(0)	0	(0)	20	(4)	2	(0)	0	(0)	473
7	718	(63)	1	(0)	61	(5)	0	(0)	2	(0)	347	(31)	2	(0)	1	(0)	1,132
8	97	(81)	1	(1)	11	(9)	7	(6)	0	(0)	0	(0)	4	(3)	0	(0)	120
9	58	(89)	0	(0)	4	(6)	3	(5)	0	(0)	0	(0)	0	(0)	0	(0)	65
10	115	(86)	2	(2)	7	(5)	6	(5)	1	(1)	2	(2)	0	(0)	0	(0)	133
11	1,133	(85)	6	(0)	149	(11)	0	(0)	23	(2)	21	(2)	0	(0)	0	(0)	1,332
12	210	(91)	3	(1)	10	(4)	6	(3)	3	(1)	0	(0)	0	(0)	0	(0)	232
13	693	(97)	2	(0)	3	(0)	0	(0)	4	(1)	10	(1)	2	(0)	1	(0)	715
14	91	(58)	2	(1)	38	(24)	17	(11)	4	(3)	2	(1)	2	(1)	0	(0)	156
15	166	(72)	0	(0)	60	(26)	3	(1)	0	(0)	2	(1)	0	(0)	0	(0)	231
16	3,268	(95)	7	(0)	167	(5)	0	(0)	3	(0)	2	(0)	1	(0)	0	(0)	3,448
17	468	(72)	0	(0)	182	(28)	0	(0)	0	(0)	4	(1)	0	(0)	0	(0)	654
18	373	(96)	0	(0)	3	(1)	6	(2)	2	(1)	3	(1)	1	(0)	0	(0)	388
19	757	(98)	0	(0)	1	(0)	0	(0)	3	(0)	1	(0)	10	(1)	0	(0)	772
20	275	(74)	0	(0)	76	(21)	16	(4)	0	(0)	3	(1)	0	(0)	0	(0)	370
21	4,912	(91)	18	(0)	356	(7)	0	(0)	68	(1)	3	(0)	11	(0)	2	(0)	5,370
22	2,663	(50)	0	(0)	2667	(50)	0	(0)	1	(0)	0	(0)	0	(0)	0	(0)	5,331
23	1,205	(97)	1	(0)	33	(3)	0	(0)	0	(0)	1	(0)	0	(0)	0	(0)	1,240
24	82	(16)	0	(0)	246	(48)	50	(10)	3	(1)	131	(26)	0	(0)	0	(0)	512
25	538	(82)	0	(0)	76	(12)	30	(5)	5	(1)	4	(1)	3	(0)	0	(0)	656
26	107	(11)	0	(0)	126	(12)	6	(1)	1	(0)	740	(73)	38	(4)	0	(0)	1,018
27	194	(77)	0	(0)	30	(12)	17	(7)	6	(2)	3	(1)	2	(1)	0	(0)	252
28	134	(72)	1	(1)	30	(16)	17	(9)	1	(1)	2	(1)	1	(1)	0	(0)	186
29	397	(70)	1	(0)	162	(29)	0	(0)	3	(1)	2	(0)	0	(0)	0	(0)	565
30	351	(82)	0	(0)	54	(13)	15	(4)	3	(1)	3	(1)	2	(0)	0	(0)	428
31	1,128	(54)	0	(0)	742	(36)	0	(0)	49	(2)	116	(6)	9	(0)	36	(2)	2,080
32	394	(91)	0	(0)	16	(4)	7	(2)	11	(3)	1	(0)	2	(0)	0	(0)	431
33	202	(82)	0	(0)	31	(13)	6	(2)	4	(2)	2	(1)	0	(0)	0	(0)	245
34	248	(91)	2	(1)	11	(4)	5	(2)	1	(0)	2	(1)	4	(1)	0	(0)	273
35	180	(69)	2	(1)	50	(19)	15	(6)	1	(0)	12	(5)	1	(0)	0	(0)	261
36	188	(69)	2	(1)	33	(12)	27	(10)	9	(3)	2	(1)	10	(4)	0	(0)	271
37	190	(70)	1	(0)	46	(17)	17	(6)	8	(3)	3	(1)	5	(2)	0	(0)	270
38	620	(77)	26	(3)	40	(5)	4	(0)	110	(14)	3	(0)	3	(0)	0	(0)	806
39	270	(42)	0	(0)	317	(50)	22	(3)	16	(0)	2	(0)	10	(2)	0	(0)	637
40	238	(72)	0	(0)	71	(22)	7	(2)	4	(1)	7	(2)	3	(1)	0	(0)	330
41	41	(68)	0	(0)	14	(23)	3	(5)	2	(3)	0	(0)	0	(0)	0	(0)	60
42	221	(82)	0	(0)	22	(8)	22	(8)	0	(0)	4	(1)	0	(1)	0	(0)	269
43	222	(81)	2	(1)	6	(2)	32	(12)	4	(1)	5	(2)	3	(1)	0	(0)	274
44	142	(56)	0	(0)	21	(8)	82	(32)	6	(2)	2	(1)	0	(0)	0	(0)	253
45	251	(84)	3	(1)	29	(10)	13	(4)	3	(1)	1	(0)	0	(0)	0	(0)	300
Total	24,577	(79)	87	(0)	6,191	(19)	492	(1)	383	(1)	1,523	(5)	131	(0)	40	(0)	33,424

( ) : percentage of current circuit total



**Table 59**  
**Circuit Court, FY 2012**  
**Domestic Relations Dispositions by Judge Type**

Circuit	Resident Circuit Judge (%)		Transferred Circuit Judge (%)		Resident Associate Judge (%)		Transferred Assoc. Judge Within Circ (%)		Transferred Assoc. Judge Outside Circ (%)		No Judge (%)		Special Judge (%)		Court Commis/Other (%)		TOTAL
1	155	(44)	0	(0)	166	(47)	33	(9)	0	(0)	1	(0)	0	(0)	0	(0)	355
2	0	(0)	0	(0)	408	(80)	87	(17)	9	(2)	5	(1)	1	(0)	0	(0)	510
3	6	(1)	1	(0)	606	(94)	31	(5)	0	(0)	3	(0)	0	(0)	0	(0)	647
4	210	(38)	0	(0)	309	(56)	27	(5)	1	(0)	6	(1)	0	(0)	0	(0)	553
5	1,473	(72)	0	(0)	574	(28)	0	(0)	0	(0)	6	(0)	0	(0)	0	(0)	2,053
6	120	(9)	0	(0)	1,229	(89)	0	(0)	0	(0)	22	(2)	4	(0)	0	(0)	1,375
7	660	(14)	0	(0)	2,422	(52)	0	(0)	0	(0)	377	(8)	0	(0)	1,195	(26)	4,654
8	258	(40)	0	(0)	348	(54)	19	(3)	6	(1)	12	(2)	0	(0)	0	(0)	643
9	250	(71)	0	(0)	65	(18)	30	(9)	3	(1)	4	(1)	0	(0)	0	(0)	352
10	260	(22)	0	(0)	832	(72)	51	(4)	6	(1)	9	(1)	0	(0)	0	(0)	1,158
11	1,223	(25)	367	(8)	2,166	(45)	0	(0)	848	(18)	231	(5)	0	(0)	0	(0)	4,835
12	343	(27)	203	(16)	702	(54)	34	(3)	1	(0)	8	(1)	0	(0)	0	(0)	1,291
13	73	(2)	0	(0)	1,733	(52)	528	(16)	0	(0)	960	(29)	35	(1)	11	(0)	3,340
14	18	(3)	0	(0)	336	(60)	201	(36)	2	(0)	1	(0)	0	(0)	0	(0)	558
15	438	(41)	0	(0)	602	(57)	8	(1)	2	(0)	10	(1)	0	(0)	0	(0)	1,060
16	3,295	(24)	44	(0)	7,104	(51)	0	(0)	1,212	(9)	2,229	(16)	0	(0)	0	(0)	13,884
17	686	(31)	0	(0)	1,503	(68)	5	(0)	0	(0)	3	(0)	0	(0)	0	(0)	2,197
18	135	(12)	0	(0)	906	(81)	58	(5)	9	(1)	9	(1)	0	(0)	0	(0)	1,117
19	1,655	(98)	4	(0)	1	(0)	0	(0)	7	(0)	17	(1)	6	(0)	0	(0)	1,690
20	624	(32)	3	(0)	1,171	(59)	163	(8)	3	(0)	15	(1)	0	(0)	0	(0)	1,979
21	2,912	(23)	115	(1)	7,179	(56)	0	(0)	0	(0)	13	(0)	0	(0)	2,618	(20)	12,837
22	449	(6)	0	(0)	7,131	(94)	0	(0)	0	(0)	0	(0)	0	(0)	0	(0)	7,580
23	3,126	(76)	4	(0)	774	(19)	0	(0)	0	(0)	217	(5)	0	(0)	0	(0)	4,121
24	125	(5)	0	(0)	1,879	(81)	234	(10)	19	(1)	60	(3)	0	(0)	0	(0)	2,317
25	40	(1)	1	(0)	2,836	(92)	154	(5)	6	(0)	25	(1)	21	(1)	0	(0)	3,083
26	2	(0)	0	(0)	2,559	(93)	90	(3)	5	(0)	100	(4)	1	(0)	0	(0)	2,757
27	33	(3)	0	(0)	720	(67)	303	(28)	2	(0)	10	(1)	1	(0)	0	(0)	1,069
28	5	(0)	0	(0)	1,064	(92)	70	(6)	2	(0)	12	(1)	0	(0)	0	(0)	1,153
29	9	(0)	0	(0)	1,057	(39)	0	(0)	2	(0)	1,642	(60)	0	(0)	8	(0)	2,718
30	0	(0)	0	(0)	1,594	(94)	75	(4)	0	(0)	26	(2)	1	(0)	0	(0)	1,696
31	1,558	(24)	1	(0)	1,860	(29)	0	(0)	2	(0)	199	(3)	4	(0)	2,793	(44)	6,417
32	366	(17)	0	(0)	1,470	(69)	276	(13)	2	(0)	4	(0)	0	(0)	0	(0)	2,118
33	22	(2)	1	(0)	1,101	(94)	31	(3)	8	(1)	8	(1)	0	(0)	0	(0)	1,171
34	401	(41)	0	(0)	467	(48)	13	(1)	2	(0)	84	(9)	0	(0)	0	(0)	967
35	442	(28)	0	(0)	994	(64)	69	(4)	3	(0)	51	(3)	0	(0)	0	(0)	1,559
36	189	(12)	0	(0)	1,327	(82)	71	(4)	7	(0)	10	(1)	8	(0)	0	(0)	1,612
37	58	(4)	1	(0)	1,157	(73)	292	(18)	3	(0)	80	(5)	2	(0)	0	(0)	1,593
38	2	(0)	0	(0)	1,929	(99)	8	(0)	8	(0)	2	(0)	1	(0)	0	(0)	1,950
39	1	(0)	0	(0)	1,797	(97)	24	(1)	4	(0)	20	(0)	12	(0)	0	(0)	1,858
40	188	(14)	0	(0)	1,028	(79)	16	(1)	19	(1)	46	(4)	0	(0)	0	(0)	1,297
41	6	(2)	0	(0)	179	(64)	89	(32)	3	(1)	4	(1)	0	(0)	0	(0)	281
42	573	(41)	0	(0)	683	(49)	118	(8)	0	(0)	17	(1)	1	(0)	0	(0)	1,392
43	500	(56)	0	(0)	241	(27)	138	(16)	3	(0)	1	(0)	2	(0)	0	(0)	885
44	270	(29)	0	(0)	589	(64)	45	(5)	9	(1)	3	(0)	2	(0)	0	(0)	918
45	425	(32)	0	(0)	835	(62)	60	(4)	9	(1)	11	(1)	0	(0)	0	(0)	1,340
Total	23,584	(22)	745	(1)	65,633	(60)	3,451	(3)	2,227	(2)	6,573	(6)	102	(0)	6,625	(6)	108,940

( ) : percentage of current circuit total

**Table 60**  
**Circuit Court, FY 2012**  
**Felony Dispositions by Judge Type**

Circuit	Resident Circuit Judge (%)		Transferred Circuit Judge (%)		Resident Associate Judge (%)		Transferred Assoc. Judge Within Circ (%)		Transferred Assoc. Judge Outside Circ (%)		No Judge (%)		Special Judge (%)		Court Commis/Other (%)		TOTAL
1	114	(88)	1	(1)	4	(3)	3	(2)	5	(4)	1	(1)	0	(0)	2	(2)	130
2	341	(96)	0	(0)	5	(1)	3	(1)	7	(2)	1	(0)	0	(0)	0	(0)	357
3	226	(96)	1	(0)	2	(1)	5	(2)	1	(0)	1	(0)	0	(0)	0	(0)	236
4	254	(91)	0	(0)	4	(1)	21	(8)	0	(0)	0	(0)	0	(0)	0	(0)	279
5	782	(70)	1	(0)	341	(30)	0	(0)	0	(0)	0	(0)	1	(0)	0	(0)	1,125
6	304	(100)	0	(0)	0	(0)	0	(0)	0	(0)	0	(0)	0	(0)	0	(0)	304
7	574	(99)	0	(0)	6	(1)	0	(0)	0	(0)	0	(0)	0	(0)	1	(0)	581
8	164	(90)	3	(2)	4	(2)	5	(3)	5	(3)	1	(1)	0	(0)	0	(0)	182
9	98	(66)	0	(0)	43	(29)	8	(5)	0	(0)	0	(0)	0	(0)	0	(0)	149
10	257	(82)	1	(0)	45	(14)	8	(3)	2	(1)	0	(0)	0	(0)	0	(0)	313
11	1,216	(90)	2	(0)	128	(9)	0	(0)	0	(0)	11	(1)	0	(0)	0	(0)	1,357
12	732	(95)	7	(1)	15	(2)	13	(2)	4	(1)	1	(0)	0	(0)	0	(0)	772
13	1,431	(98)	1	(0)	7	(0)	0	(0)	0	(0)	21	(1)	0	(0)	0	(0)	1,460
14	273	(72)	5	(1)	30	(8)	37	(10)	34	(9)	0	(0)	1	(0)	0	(0)	380
15	557	(89)	21	(3)	30	(5)	2	(0)	10	(2)	3	(0)	1	(0)	0	(0)	624
16	1,903	(54)	1	(0)	1,347	(38)	0	(0)	0	(0)	30	(1)	2	(0)	274	(8)	3,557
17	350	(43)	0	(0)	459	(56)	1	(0)	0	(0)	4	(0)	0	(0)	0	(0)	814
18	658	(93)	0	(0)	36	(5)	1	(0)	12	(2)	0	(0)	0	(0)	0	(0)	707
19	554	(99)	0	(0)	3	(1)	0	(0)	2	(0)	0	(0)	0	(0)	0	(0)	559
20	701	(97)	0	(0)	17	(2)	4	(1)	3	(0)	1	(0)	0	(0)	0	(0)	726
21	4,340	(100)	0	(0)	2	(0)	0	(0)	0	(0)	7	(0)	0	(0)	0	(0)	4,349
22	3,387	(95)	0	(0)	178	(5)	0	(0)	0	(0)	0	(0)	0	(0)	0	(0)	3,565
23	1,083	(96)	0	(0)	39	(3)	0	(0)	1	(0)	2	(0)	0	(0)	0	(0)	1,125
24	1,039	(82)	0	(0)	43	(3)	14	(1)	3	(0)	162	(13)	0	(0)	0	(0)	1,261
25	1,176	(89)	0	(0)	81	(6)	19	(1)	4	(0)	14	(1)	22	(2)	0	(0)	1,316
26	969	(81)	2	(0)	69	(6)	7	(1)	1	(0)	139	(12)	10	(1)	0	(0)	1,197
27	485	(91)	0	(0)	21	(4)	21	(4)	3	(1)	0	(0)	1	(0)	0	(0)	531
28	363	(83)	0	(0)	30	(7)	40	(9)	2	(0)	0	(0)	0	(0)	0	(0)	435
29	805	(100)	0	(0)	1	(0)	0	(0)	0	(0)	1	(0)	0	(0)	0	(0)	807
30	184	(22)	1	(0)	556	(67)	41	(5)	0	(0)	0	(0)	42	(5)	0	(0)	824
31	1,874	(98)	0	(0)	22	(1)	0	(0)	0	(0)	18	(1)	1	(0)	3	(0)	1,918
32	839	(98)	0	(0)	14	(2)	3	(0)	2	(0)	0	(0)	0	(0)	0	(0)	858
33	619	(64)	4	(0)	291	(30)	51	(5)	4	(0)	0	(0)	0	(0)	0	(0)	969
34	759	(99)	1	(0)	2	(0)	3	(0)	4	(1)	1	(0)	0	(0)	0	(0)	770
35	808	(85)	1	(0)	121	(13)	17	(2)	1	(0)	1	(0)	0	(0)	0	(0)	949
36	550	(92)	3	(1)	10	(2)	19	(3)	9	(2)	0	(0)	7	(1)	0	(0)	598
37	440	(70)	6	(1)	143	(23)	31	(5)	2	(0)	2	(0)	1	(0)	0	(0)	625
38	964	(97)	1	(0)	12	(1)	6	(1)	6	(1)	2	(0)	0	(0)	0	(0)	991
39	456	(48)	4	(0)	457	(48)	10	(1)	10	(1)	0	(0)	14	(1)	0	(0)	951
40	311	(66)	0	(0)	139	(30)	11	(2)	5	(1)	0	(0)	2	(0)	0	(0)	468
41	161	(81)	0	(0)	18	(9)	19	(10)	1	(1)	1	(1)	0	(0)	0	(0)	200
42	805	(85)	0	(0)	123	(13)	15	(2)	0	(0)	7	(1)	0	(0)	0	(0)	950
43	457	(88)	2	(0)	35	(7)	24	(5)	1	(0)	2	(0)	0	(0)	0	(0)	521
44	414	(94)	0	(0)	7	(2)	8	(2)	10	(2)	3	(1)	0	(0)	0	(0)	442
45	508	(70)	3	(0)	170	(23)	40	(6)	3	(0)	0	(0)	0	(0)	0	(0)	724
Total	35,285	(84)	72	(0)	5,110	(12)	510	(1)	157	(0)	437	(1)	105	(0)	280	(1)	41,956

( ) : percentage of current circuit total

**Table 61**  
**Circuit Court, FY 2012**  
**Judicial Transfers Into a Court**

Circuit	Number of Transfers				Number of Cases Assigned (If Transfer Involved Specific Cases)				Number of Days Transferred (If Transfer Involved Specific Time Period)			
	Circuit Judges	Associate Judges	*Ret/Other Judges	Total	Circuit Judges	Associate Judges	*Ret/Other Judges	Total	Circuit Judges	Associate Judges	*Ret/Other Judges	Total
1	6	23	0	29	7	25	0	32	0	0	0	0
2	6	47	0	53	6	56	0	62	0	8	0	8
3	6	12	0	18	6	17	0	23	0	0	0	0
4	3	35	0	38	3	42	0	45	0	0	0	0
5	1	1	3	5	1	1	3	5	0	0	0	0
6	0	1	2	3	0	1	2	3	0	0	0	0
7	0	2	10	12	0	1	9	10	0	12	28	40
8	7	25	3	35	7	27	3	37	0	125	0	125
9	1	34	3	38	1	37	1	39	0	0	2	2
10	11	43	0	54	12	62	0	74	0	0	0	0
11	8	16	3	27	9	12	0	21	480	1,200	14	1,694
12	19	30	2	51	19	33	0	52	240	8	61	309
13	3	8	35	46	3	12	1	16	0	0	44	44
14	8	70	5	83	8	127	0	135	0	0	145	145
15	15	18	1	34	22	30	2	54	0	0	0	0
16	6	19	20	45	1	2	2	5	1200	4,082	43	5,325
17	5	4	1	10	5	4	0	9	0	0	4	4
18	1	18	13	32	1	18	1	20	0	240	480	720
19	1	21	7	29	1	21	2	24	0	3	200	203
20	3	20	0	23	3	22	0	25	0	0	0	0
21	1	1	5	7	0	0	1	1	240	5	28	273
22	1	1	3	5	0	1	0	1	21	0	121	142
23	4	3	1	8	5	3	0	8	0	0	2	2
24	3	8	2	13	2	5	1	8	40	120	40	200
25	2	29	5	36	2	34	0	36	0	0	180	180
26	9	13	34	56	18	20	8	46	0	0	1,200	1,200
27	3	53	1	57	3	61	1	65	0	9	0	9
28	1	10	9	20	1	16	1	18	0	0	200	200
29	0	6	3	9	0	6	1	7	0	0	60	60
30	2	46	18	66	2	52	0	54	0	0	720	720
31	12	21	25	58	9	7	12	28	720	2,883	487	4,090
32	0	20	2	22	0	21	2	23	0	0	0	0
33	7	61	0	68	7	70	0	77	0	0	0	0
34	1	22	0	23	1	26	0	27	0	0	0	0
35	4	50	2	56	4	63	2	69	0	0	0	0
36	6	54	16	76	9	70	7	86	0	0	520	520
37	10	110	3	123	12	167	3	182	0	0	1	1
38	3	62	21	86	2	53	1	56	240	1,209	140	1,589
39	1	56	13	70	1	60	8	69	0	8	240	248
40	1	57	7	65	1	75	8	84	0	0	1	1
41	0	29	7	36	0	33	15	48	0	0	3	3
42	4	8	6	18	4	8	0	12	0	0	240	240
43	5	15	0	20	3	14	0	17	20	4	0	24
44	2	32	4	38	2	34	0	36	0	0	160	160
45	5	213	2	220	7	309	0	316	0	21	361	382
**ED	1	0	1	2	0	0	14	14	1	0	0	1
**SD	0	0	0	0	0	0	0	0	0	0	0	0
**WD	5	3	2	10	0	0	2	2	5	3	0	8
*SC	0	0	0	0	0	0	0	0	0	0	0	0
<b>TOTAL</b>	<b>203</b>	<b>1,430</b>	<b>300</b>	<b>1,933</b>	<b>210</b>	<b>1,758</b>	<b>113</b>	<b>2,081</b>	<b>3,207</b>	<b>9,940</b>	<b>5,725</b>	<b>18,872</b>

NOTE: Transfers are for specific cases or for a period of time and are reflected in either the number of cases assigned or number of days transferred, but not in both categories.

\* Retired/Other judges include appellate judges.

\*\* Denotes Eastern District, Southern District, and Western District, respectively.

**Table 62**  
**FY 2011**  
**Judicial Transfers Out of a Court**

Circuit	Number of Transfers				Number of Cases Assigned (If Transfer Involved Specific Cases)				Number of Days Transferred (If Transfer Involved Specific Time Period)			
	Circuit Judges	Associate Judges	Appellate Judges	Total	Circuit Judges	Associate Judges	Appellate Judges	Total	Circuit Judges	Associate Judges	Appellate Judges	Total
1	7	56	0	63	7	60	0	67	0	12	0	12
2	9	21	0	30	8	25	0	33	240	720	0	960
3	4	18	0	22	3	16	0	19	240	963	0	1,203
4	5	36	0	41	4	37	0	41	240	1,200	0	1,440
5	3	2	0	5	3	2	0	5	0	0	0	0
6	3	3	0	6	3	3	0	6	0	0	0	0
7	19	1	0	20	26	1	0	27	0	0	0	0
8	2	10	0	12	1	9	0	10	240	480	0	720
9	7	67	0	74	5	78	0	83	241	723	0	964
10	8	73	0	81	11	101	0	112	0	2	0	2
11	5	1	0	6	5	1	0	6	0	0	0	0
12	1	26	0	27	1	36	0	37	0	1	0	1
13	4	2	0	6	4	1	0	5	0	0	0	0
14	2	37	0	39	3	74	0	77	0	1	0	1
15	4	31	0	35	3	30	0	33	240	1,201	0	1,441
16	11	1	0	12	8	1	0	9	3	0	0	3
17	1	10	0	11	1	13	0	14	0	0	0	0
18	1	12	0	13	1	18	0	19	0	0	0	0
19	10	0	0	10	14	0	0	14	1	0	0	1
20	4	64	0	68	4	66	0	70	0	8	0	8
21	5	1	0	6	5	1	0	6	1	0	0	1
22	19	0	2	21	20	0	0	20	501	0	420	921
23	2	0	0	2	1	0	0	1	40	0	0	40
24	0	17	0	17	0	17	0	17	0	0	0	0
25	0	12	0	12	0	15	0	15	0	0	0	0
26	0	1	0	1	0	1	0	1	0	0	0	0
27	0	38	0	38	0	43	0	43	0	9	0	9
28	4	76	0	80	4	86	0	90	0	727	0	727
29	6	6	0	12	6	6	0	12	0	0	0	0
30	1	62	0	63	4	68	0	72	0	5	0	5
31	3	1	0	4	5	1	0	6	0	0	0	0
32	13	29	0	42	13	30	0	43	0	40	0	40
33	2	36	0	38	2	44	0	46	0	0	0	0
34	2	16	0	18	2	17	0	19	0	0	0	0
35	0	65	2	67	0	78	0	78	0	0	220	220
36	9	27	0	36	13	35	0	48	0	0	0	0
37	5	141	0	146	4	201	0	205	240	1,202	0	1,442
38	0	28	0	28	0	29	0	29	0	0	0	0
39	1	34	0	35	1	36	0	37	0	8	0	8
40	3	36	0	39	3	47	0	50	0	0	0	0
41	5	22	0	27	4	24	0	28	240	480	0	720
42	4	16	0	20	4	17	0	21	0	80	0	80
43	6	37	0	43	2	37	0	39	500	1,337	0	1,837
44	3	48	0	51	2	48	0	50	240	720	0	960
45	0	210	0	210	0	305	0	305	0	21	0	21
*ED	0	0	1	1	0	0	1	1	0	0	0	0
*SD	0	0	4	4	0	0	15	15	0	0	1	1
*WD	0	0	6	6	0	0	2	2	0	0	4	4
*SC	0	0	0	0	0	0	0	0	0	0	0	0
<b>TOTAL</b>	<b>203</b>	<b>1,430</b>	<b>15</b>	<b>1,648</b>	<b>210</b>	<b>1,758</b>	<b>18</b>	<b>1,986</b>	<b>3,207</b>	<b>9,940</b>	<b>645</b>	<b>13,792</b>

NOTE: Transfers are for specific cases or for a period of time and are reflected in either the number of cases assigned or number of days transferred, but not in both categories.  
 Above data do not include senior judges because they are not assigned to a court.

\* Denotes Eastern District, Southern District, Western District and Supreme Court, respectively.

---

# CIRCUIT COURT

---

## Time Standards

Case Processing Time Standards Age of Case At Disposition FY 2012				
Time Standard Category	Standard for Age of Case at Disposition in the State	Actual Performance Statewide	Percent Change from FY 2011	Circuits Meeting Both Standards in FY 2012
Circuit Civil				
In 24 months	90%	87%	-1%	1,3,5,10,14,15,16,18,19,21,22,32,45
In 30 months	95%	91%	-1%	
Domestic Relations				
In 10 months	90%	88%	-1%	1,2,3,5,8,10,14,16,19,28,29,31,32,33,36,37,45
In 14 months	95%	93%	-1%	
Circuit Felony				
In 10 months	90%	84%	-1%	1,3,5,8,9,10,11,12,13,14,15,23,28,32,36,43
In 14 months	95%	91%	-1%	
Associate Civil				
In 6 months	90%	85%	0%	1,2,3,4,5,6,7,10,12,14,15,19,26,33,34,35,41,44,45
In 12 months	95%	97%	-1%	
Associate Criminal				
In 6 months	90%	83%	0%	1,2,3,4,5,10,14,19,25,26,30,32,33,34,35,36,41
In 8 months	95%	90%	-1%	
All 10 Standards				
Five circuits met all 10 standards:				1,3,5,10,14

**Table 63**  
**Circuit Court, FY 2012**  
**Age of Cases at Disposition, Circuit Civil Cases, Excluding Domestic Relations**

Cir. No.	County	*(90% in 24 mths) 0-24 Months			*(95% in 30 mths) 24-30 Months			Over 30 Months			Total Cases Disposed	Average Age in Days
		No.	%	Cum. %	No.	%	Cum. %	No.	%	Cum. %		
1	Clark	18	90%	90%	1	5%	95%	1	5%	100%	20	234
	Schulyer	21	100%	100%	0	0%	100%	0	0%	100%	21	179
	Scotland	14	100%	100%	0	0%	100%	0	0%	100%	14	189
	<b>Circuit Total</b>	<b>53</b>	<b>96%</b>	<b>96%</b>	<b>1</b>	<b>2%</b>	<b>98%</b>	<b>1</b>	<b>2%</b>	<b>100%</b>	<b>55</b>	<b>202</b>
2	Adair	85	77%	77%	11	10%	86%	15	14%	100%	111	439
	Knox	16	80%	80%	0	0%	80%	4	20%	100%	20	458
	Lewis	26	87%	87%	0	0%	87%	4	13%	100%	30	324
	<b>Circuit Total</b>	<b>127</b>	<b>79%</b>	<b>79%</b>	<b>11</b>	<b>7%</b>	<b>86%</b>	<b>23</b>	<b>14%</b>	<b>100%</b>	<b>161</b>	<b>420</b>
3	Grundy	24	89%	89%	2	7%	96%	1	4%	100%	27	273
	Harrison	25	93%	93%	2	7%	100%	0	0%	100%	27	225
	Mercer	12	92%	92%	0	0%	92%	1	8%	100%	13	343
	Putnam	19	100%	100%	0	0%	100%	0	0%	100%	19	266
	<b>Circuit Total</b>	<b>80</b>	<b>93%</b>	<b>93%</b>	<b>4</b>	<b>5%</b>	<b>98%</b>	<b>2</b>	<b>2%</b>	<b>100%</b>	<b>86</b>	<b>267</b>
4	Atchison	25	100%	100%	0	0%	100%	0	0%	100%	25	191
	Gentry	22	92%	92%	1	4%	96%	1	4%	100%	24	201
	Holt	18	90%	90%	1	5%	95%	1	5%	100%	20	299
	Nodaway	38	78%	78%	2	4%	82%	9	18%	100%	49	406
	Worth	1	50%	50%	0	0%	50%	1	50%	100%	2	744
	<b>Circuit Total</b>	<b>104</b>	<b>87%</b>	<b>87%</b>	<b>4</b>	<b>3%</b>	<b>90%</b>	<b>12</b>	<b>10%</b>	<b>100%</b>	<b>120</b>	<b>308</b>
5	Andrew	43	96%	96%	0	0%	96%	2	4%	100%	45	205
	Buchanan	408	98%	98%	6	1%	99%	4	1%	100%	418	205
	<b>Circuit Total</b>	<b>451</b>	<b>97%</b>	<b>97%</b>	<b>6</b>	<b>1%</b>	<b>99%</b>	<b>6</b>	<b>1%</b>	<b>100%</b>	<b>463</b>	<b>205</b>
6	Platte	402	85%	85%	20	4%	89%	51	11%	100%	473	649
	<b>Circuit Total</b>	<b>402</b>	<b>85%</b>	<b>85%</b>	<b>20</b>	<b>4%</b>	<b>89%</b>	<b>51</b>	<b>11%</b>	<b>100%</b>	<b>473</b>	<b>649</b>
7	Clay	990	87%	87%	60	5%	93%	82	7%	100%	1,132	299
	<b>Circuit Total</b>	<b>990</b>	<b>87%</b>	<b>87%</b>	<b>60</b>	<b>5%</b>	<b>93%</b>	<b>82</b>	<b>7%</b>	<b>100%</b>	<b>1,132</b>	<b>299</b>
8	Carroll	27	93%	93%	1	3%	97%	1	3%	100%	29	191
	Ray	65	71%	71%	5	5%	77%	21	23%	100%	91	446
	<b>Circuit Total</b>	<b>92</b>	<b>77%</b>	<b>77%</b>	<b>6</b>	<b>5%</b>	<b>82%</b>	<b>22</b>	<b>18%</b>	<b>100%</b>	<b>120</b>	<b>384</b>
9	Chariton	18	86%	86%	2	10%	95%	1	5%	100%	21	353
	Linn	19	70%	70%	2	7%	78%	6	22%	100%	27	463
	Sullivan	16	94%	94%	1	6%	100%	0	0%	100%	17	134
	<b>Circuit Total</b>	<b>53</b>	<b>82%</b>	<b>82%</b>	<b>5</b>	<b>8%</b>	<b>89%</b>	<b>7</b>	<b>11%</b>	<b>100%</b>	<b>65</b>	<b>341</b>
10	Marion	78	96%	96%	3	4%	100%	0	0%	100%	81	206
	Monroe	24	93%	93%	2	7%	100%	0	0%	100%	26	193
	Ralls	25	96%	96%	1	4%	100%	0	0%	100%	26	268
	<b>Circuit Total</b>	<b>127</b>	<b>96%</b>	<b>96%</b>	<b>6</b>	<b>4%</b>	<b>100%</b>	<b>0</b>	<b>0%</b>	<b>100%</b>	<b>133</b>	<b>216</b>
11	St. Charles	1,096	82%	82%	75	6%	88%	161	12%	100%	1,332	411
	<b>Circuit Total</b>	<b>1,096</b>	<b>82%</b>	<b>82%</b>	<b>75</b>	<b>6%</b>	<b>88%</b>	<b>161</b>	<b>12%</b>	<b>100%</b>	<b>1,332</b>	<b>411</b>
12	Audrain	64	88%	88%	0	0%	88%	9	12%	100%	73	328
	Montgomery	39	85%	85%	3	7%	91%	4	9%	100%	46	384
	Warren	87	77%	77%	7	6%	83%	19	17%	100%	113	431
	<b>Circuit Total</b>	<b>190</b>	<b>82%</b>	<b>82%</b>	<b>10</b>	<b>4%</b>	<b>86%</b>	<b>32</b>	<b>14%</b>	<b>100%</b>	<b>232</b>	<b>389</b>
13	Boone	500	86%	86%	33	6%	92%	46	8%	100%	579	342
	Callaway	117	86%	86%	8	6%	92%	11	8%	100%	136	305
	<b>Circuit Total</b>	<b>617</b>	<b>86%</b>	<b>86%</b>	<b>41</b>	<b>6%</b>	<b>92%</b>	<b>57</b>	<b>8%</b>	<b>100%</b>	<b>715</b>	<b>335</b>
14	Howard	41	100%	100%	0	0%	100%	0	0%	100%	41	152
	Randolph	113	98%	98%	2	2%	100%	0	0%	100%	115	183
	<b>Circuit Total</b>	<b>154</b>	<b>99%</b>	<b>99%</b>	<b>2</b>	<b>1%</b>	<b>100%</b>	<b>0</b>	<b>0%</b>	<b>100%</b>	<b>156</b>	<b>175</b>
15	Lafayette	140	93%	93%	2	1%	95%	8	5%	100%	150	242
	Saline	75	93%	93%	2	2%	95%	4	5%	100%	81	498
	<b>Circuit Total</b>	<b>215</b>	<b>93%</b>	<b>93%</b>	<b>4</b>	<b>2%</b>	<b>95%</b>	<b>12</b>	<b>5%</b>	<b>100%</b>	<b>231</b>	<b>332</b>
16	Jackson	3,150	91%	91%	157	5%	96%	141	4%	100%	3,448	315
	<b>Circuit Total</b>	<b>3,150</b>	<b>91%</b>	<b>91%</b>	<b>157</b>	<b>5%</b>	<b>96%</b>	<b>141</b>	<b>4%</b>	<b>100%</b>	<b>3,448</b>	<b>315</b>
17	Cass	287	80%	80%	34	9%	89%	38	11%	100%	359	427
	Johnson	285	97%	97%	2	1%	97%	8	3%	100%	295	166
	<b>Circuit Total</b>	<b>572</b>	<b>87%</b>	<b>87%</b>	<b>36</b>	<b>6%</b>	<b>93%</b>	<b>46</b>	<b>7%</b>	<b>100%</b>	<b>654</b>	<b>309</b>
18	Cooper	40	77%	77%	6	12%	88%	6	12%	100%	52	399
	Pettis	324	96%	96%	3	1%	97%	9	3%	100%	336	236
	<b>Circuit Total</b>	<b>364</b>	<b>94%</b>	<b>94%</b>	<b>9</b>	<b>2%</b>	<b>96%</b>	<b>15</b>	<b>4%</b>	<b>100%</b>	<b>388</b>	<b>258</b>
19	Cole	727	94%	94%	22	3%	97%	23	3%	100%	772	240
	<b>Circuit Total</b>	<b>727</b>	<b>94%</b>	<b>94%</b>	<b>22</b>	<b>3%</b>	<b>97%</b>	<b>23</b>	<b>3%</b>	<b>100%</b>	<b>772</b>	<b>240</b>
20	Franklin	242	79%	79%	30	10%	89%	33	11%	100%	305	422
	Gasconade	39	89%	89%	0	0%	89%	5	11%	100%	44	418
	Osage	19	90%	90%	0	0%	90%	2	10%	100%	21	349
	<b>Circuit Total</b>	<b>300</b>	<b>81%</b>	<b>81%</b>	<b>30</b>	<b>8%</b>	<b>89%</b>	<b>40</b>	<b>11%</b>	<b>100%</b>	<b>370</b>	<b>417</b>
21	St. Louis County	4,921	92%	92%	228	4%	96%	221	4%	100%	5,370	291
	<b>Circuit Total</b>	<b>4,921</b>	<b>92%</b>	<b>92%</b>	<b>228</b>	<b>4%</b>	<b>96%</b>	<b>221</b>	<b>4%</b>	<b>100%</b>	<b>5,370</b>	<b>291</b>
22	City of St. Louis	4,858	91%	91%	210	4%	95%	263	5%	100%	5,331	250
	<b>Circuit Total</b>	<b>4,858</b>	<b>91%</b>	<b>91%</b>	<b>210</b>	<b>4%</b>	<b>95%</b>	<b>263</b>	<b>5%</b>	<b>100%</b>	<b>5,331</b>	<b>250</b>
23	Jefferson	1,091	88%	88%	41	3%	91%	108	9%	100%	1,240	329
	<b>Circuit Total</b>	<b>1,091</b>	<b>88%</b>	<b>88%</b>	<b>41</b>	<b>3%</b>	<b>91%</b>	<b>108</b>	<b>9%</b>	<b>100%</b>	<b>1,240</b>	<b>329</b>
24	Madison	40	85%	85%	2	4%	89%	5	11%	100%	47	383
	St. Francois	212	78%	78%	17	6%	84%	43	16%	100%	272	504
	Ste. Genevieve	75	91%	91%	2	2%	94%	5	6%	100%	82	315
	Washington	102	92%	92%	1	1%	93%	8	7%	100%	111	246
	<b>Circuit Total</b>	<b>429</b>	<b>84%</b>	<b>84%</b>	<b>22</b>	<b>4%</b>	<b>88%</b>	<b>61</b>	<b>12%</b>	<b>100%</b>	<b>512</b>	<b>407</b>

\* Denotes current time standard in each category. Categories defined in Appendix 3.

**Table 63**  
**Circuit Court, FY 2012**  
**Age of Cases at Disposition, Circuit Civil Cases, Excluding Domestic Relations**

Cir. No.	County	*(90% in 24 mths) 0-24 Months			*(95% in 30 mths) 24-30 Months			Over 30 Months			Total Cases Disposed	Average Age in Days
		No.	%	Cum. %	No.	%	Cum. %	No.	%	Cum. %		
25	Maries	27	90%	90%	1	3%	93%	2	7%	100%	30	406
	Phelps	283	83%	83%	12	4%	87%	45	13%	100%	340	418
	Pulaski	106	62%	62%	12	7%	69%	52	31%	100%	170	815
	Texas	91	78%	78%	7	6%	84%	18	16%	100%	116	474
	<b>Circuit Total</b>	<b>507</b>	<b>77%</b>	<b>77%</b>	<b>32</b>	<b>5%</b>	<b>82%</b>	<b>117</b>	<b>18%</b>	<b>100%</b>	<b>656</b>	<b>530</b>
26	Camden	298	78%	78%	28	7%	85%	57	15%	100%	383	497
	Laclede	273	86%	86%	12	4%	90%	31	10%	100%	316	399
	Miller	137	90%	90%	4	3%	92%	12	8%	100%	153	337
	Moniteau	44	94%	94%	0	0%	94%	3	6%	100%	47	279
	Morgan	83	70%	70%	16	13%	83%	20	17%	100%	119	513
	<b>Circuit Total</b>	<b>835</b>	<b>82%</b>	<b>82%</b>	<b>60</b>	<b>6%</b>	<b>88%</b>	<b>123</b>	<b>12%</b>	<b>100%</b>	<b>1,018</b>	<b>434</b>
27	Bates	56	61%	61%	7	8%	68%	29	32%	100%	92	650
	Henry	83	68%	68%	6	5%	73%	33	27%	100%	122	506
	St. Clair	27	72%	72%	2	5%	77%	9	23%	100%	38	501
	<b>Circuit Total</b>	<b>166</b>	<b>66%</b>	<b>66%</b>	<b>15</b>	<b>6%</b>	<b>72%</b>	<b>71</b>	<b>28%</b>	<b>100%</b>	<b>252</b>	<b>558</b>
28	Barton	23	77%	77%	1	4%	81%	6	19%	100%	30	369
	Cedar	32	79%	79%	5	12%	91%	4	9%	100%	41	352
	Dade	23	83%	83%	2	7%	91%	3	9%	100%	28	367
	Vernon	81	93%	93%	2	2%	95%	4	5%	100%	87	283
	<b>Circuit Total</b>	<b>160</b>	<b>86%</b>	<b>86%</b>	<b>10</b>	<b>5%</b>	<b>91%</b>	<b>16</b>	<b>9%</b>	<b>100%</b>	<b>186</b>	<b>325</b>
29	Jasper	407	72%	72%	76	14%	86%	82	14%	100%	565	479
	<b>Circuit Total</b>	<b>407</b>	<b>72%</b>	<b>72%</b>	<b>76</b>	<b>14%</b>	<b>86%</b>	<b>82</b>	<b>14%</b>	<b>100%</b>	<b>565</b>	<b>479</b>
30	Benton	47	82%	82%	4	7%	89%	6	11%	100%	57	367
	Dallas	90	78%	78%	9	8%	86%	16	14%	100%	115	403
	Hickory	23	77%	77%	3	10%	87%	4	13%	100%	30	423
	Polk	69	59%	59%	15	13%	72%	33	28%	100%	117	601
	Webster	86	79%	79%	5	5%	83%	18	17%	100%	109	435
	<b>Circuit Total</b>	<b>315</b>	<b>74%</b>	<b>74%</b>	<b>36</b>	<b>8%</b>	<b>82%</b>	<b>77</b>	<b>18%</b>	<b>100%</b>	<b>428</b>	<b>462</b>
31	Greene	1,606	77%	77%	120	6%	83%	354	17%	100%	2,080	502
	<b>Circuit Total</b>	<b>1,606</b>	<b>77%</b>	<b>77%</b>	<b>120</b>	<b>6%</b>	<b>83%</b>	<b>354</b>	<b>17%</b>	<b>100%</b>	<b>2,080</b>	<b>502</b>
32	Bollinger	28	97%	97%	0	0%	97%	1	3%	100%	29	197
	Cape Girardeau	324	93%	93%	16	5%	98%	7	2%	100%	347	243
	Perry	52	95%	95%	1	2%	96%	2	4%	100%	55	273
	<b>Circuit Total</b>	<b>404</b>	<b>94%</b>	<b>94%</b>	<b>17</b>	<b>4%</b>	<b>98%</b>	<b>10</b>	<b>2%</b>	<b>100%</b>	<b>431</b>	<b>244</b>
33	Mississippi	54	83%	83%	4	6%	89%	7	11%	100%	65	336
	Scott	128	71%	71%	6	3%	74%	46	26%	100%	180	478
	<b>Circuit Total</b>	<b>182</b>	<b>74%</b>	<b>74%</b>	<b>10</b>	<b>4%</b>	<b>78%</b>	<b>53</b>	<b>22%</b>	<b>100%</b>	<b>245</b>	<b>440</b>
34	New Madrid	85	73%	73%	8	7%	79%	24	21%	100%	117	513
	Pemiscot	140	90%	90%	8	5%	95%	8	5%	100%	156	324
	<b>Circuit Total</b>	<b>225</b>	<b>82%</b>	<b>82%</b>	<b>16</b>	<b>6%</b>	<b>88%</b>	<b>32</b>	<b>12%</b>	<b>100%</b>	<b>273</b>	<b>405</b>
35	Dunklin	85	74%	74%	6	5%	79%	24	21%	100%	115	575
	Stoddard	113	77%	77%	15	10%	88%	18	12%	100%	146	425
	<b>Circuit Total</b>	<b>198</b>	<b>76%</b>	<b>76%</b>	<b>21</b>	<b>8%</b>	<b>84%</b>	<b>42</b>	<b>16%</b>	<b>100%</b>	<b>261</b>	<b>491</b>
36	Butler	170	86%	86%	8	4%	90%	19	10%	100%	197	328
	Ripley	64	86%	86%	7	9%	96%	3	4%	100%	74	287
	<b>Circuit Total</b>	<b>234</b>	<b>86%</b>	<b>86%</b>	<b>15</b>	<b>6%</b>	<b>92%</b>	<b>22</b>	<b>8%</b>	<b>100%</b>	<b>271</b>	<b>317</b>
37	Carter	29	71%	71%	5	12%	83%	7	17%	100%	41	504
	Howell	130	80%	80%	19	12%	91%	14	9%	100%	163	402
	Oregon	26	79%	79%	3	9%	88%	4	12%	100%	33	336
	Shannon	26	79%	79%	2	6%	85%	5	15%	100%	33	417
	<b>Circuit Total</b>	<b>211</b>	<b>78%</b>	<b>78%</b>	<b>29</b>	<b>11%</b>	<b>89%</b>	<b>30</b>	<b>11%</b>	<b>100%</b>	<b>270</b>	<b>411</b>
38	Christian	240	70%	70%	11	3%	73%	93	27%	100%	344	598
	Taney	292	63%	63%	42	9%	72%	128	28%	100%	462	622
	<b>Circuit Total</b>	<b>532</b>	<b>66%</b>	<b>66%</b>	<b>53</b>	<b>7%</b>	<b>73%</b>	<b>221</b>	<b>27%</b>	<b>100%</b>	<b>806</b>	<b>612</b>
39	Barry	158	84%	84%	8	4%	88%	22	12%	100%	188	430
	Lawrence	131	82%	82%	10	6%	88%	19	12%	100%	160	388
	Stone	242	84%	84%	7	2%	86%	40	14%	100%	289	445
	<b>Circuit Total</b>	<b>531</b>	<b>83%</b>	<b>83%</b>	<b>25</b>	<b>4%</b>	<b>87%</b>	<b>81</b>	<b>13%</b>	<b>100%</b>	<b>637</b>	<b>426</b>
40	McDonald	87	90%	90%	2	2%	92%	8	8%	100%	97	293
	Newton	174	75%	75%	7	3%	78%	52	22%	100%	233	517
	<b>Circuit Total</b>	<b>261</b>	<b>79%</b>	<b>79%</b>	<b>9</b>	<b>3%</b>	<b>82%</b>	<b>60</b>	<b>18%</b>	<b>100%</b>	<b>330</b>	<b>451</b>
41	Macon	35	83%	83%	3	7%	90%	4	10%	100%	42	359
	Shelby	14	78%	78%	2	11%	89%	2	11%	100%	18	366
	<b>Circuit Total</b>	<b>49</b>	<b>82%</b>	<b>82%</b>	<b>5</b>	<b>8%</b>	<b>90%</b>	<b>6</b>	<b>10%</b>	<b>100%</b>	<b>60</b>	<b>361</b>
42	Crawford	73	86%	86%	7	8%	94%	5	6%	100%	85	371
	Dent	58	85%	85%	4	6%	91%	6	9%	100%	68	357
	Iron	23	68%	68%	3	9%	76%	8	24%	100%	34	542
	Reynolds	25	86%	86%	2	7%	93%	2	7%	100%	29	410
	Wayne	42	79%	79%	4	8%	87%	7	13%	100%	53	369
	<b>Circuit Total</b>	<b>221</b>	<b>82%</b>	<b>82%</b>	<b>20</b>	<b>7%</b>	<b>90%</b>	<b>28</b>	<b>10%</b>	<b>100%</b>	<b>269</b>	<b>393</b>
43	Caldwell	35	85%	85%	2	5%	90%	4	10%	100%	41	361
	Clinton	60	81%	81%	4	5%	86%	10	14%	100%	74	385
	Daviess	27	77%	77%	1	3%	80%	7	20%	100%	35	561
	DeKalb	37	76%	76%	7	14%	90%	5	10%	100%	49	410
	Livingston	62	83%	83%	5	7%	89%	8	11%	100%	75	452
	<b>Circuit Total</b>	<b>221</b>	<b>81%</b>	<b>81%</b>	<b>19</b>	<b>7%</b>	<b>88%</b>	<b>34</b>	<b>12%</b>	<b>100%</b>	<b>274</b>	<b>427</b>
44	Douglas	33	70%	70%	3	6%	77%	11	23%	100%	47	519
	Ozark	62	83%	83%	2	3%	85%	11	15%	100%	75	325
	Wright	116	89%	89%	8	6%	95%	7	5%	100%	131	278
	<b>Circuit Total</b>	<b>211</b>	<b>83%</b>	<b>83%</b>	<b>13</b>	<b>5%</b>	<b>89%</b>	<b>29</b>	<b>11%</b>	<b>100%</b>	<b>253</b>	<b>337</b>
45	Lincoln	207	95%	95%	7	3%	98%	5	2%	100%	219	267
	Pike	80	99%	99%	0	0%	99%	1	1%	100%	81	159
	<b>Circuit Total</b>	<b>287</b>	<b>96%</b>	<b>96%</b>	<b>7</b>	<b>2%</b>	<b>98%</b>	<b>6</b>	<b>2%</b>	<b>100%</b>	<b>300</b>	<b>238</b>
<b>STATE TOTAL</b>		<b>28,927</b>	<b>87%</b>	<b>87%</b>	<b>1,619</b>	<b>5%</b>	<b>91%</b>	<b>2,879</b>	<b>9%</b>	<b>100%</b>	<b>33,424</b>	<b>349</b>



**Table 64**  
**Circuit Court, FY 2012**  
**Age of Cases at Disposition, Domestic Relations Cases**

Cir No.	County	*(90% in 10 mths) 0-10 Months			*(95% in 14 mths) 10-14 Months			Over 14 Months			**Total Cases Disposed	Average Age (in days)
		No.	%	Cum. %	No.	%	Cum. %	No.	%	Cum. %		
1	Clark	186	96%	96%	4	2%	98%	4	2%	100%	194	66
	Schulyer	75	97%	97%	2	3%	100%	0	0%	100%	77	79
	Scotland	78	93%	93%	3	4%	96%	3	4%	100%	84	87
	<b>Circuit Total</b>	<b>339</b>	<b>95%</b>	<b>95%</b>	<b>9</b>	<b>3%</b>	<b>98%</b>	<b>7</b>	<b>2%</b>	<b>100%</b>	<b>355</b>	<b>74</b>
2	Adair	290	95%	95%	8	3%	98%	7	2%	100%	305	89
	Knox	48	79%	79%	5	8%	87%	8	13%	100%	61	246
	Lewis	132	92%	92%	5	3%	95%	7	5%	100%	144	104
	<b>Circuit Total</b>	<b>470</b>	<b>92%</b>	<b>92%</b>	<b>18</b>	<b>4%</b>	<b>96%</b>	<b>22</b>	<b>4%</b>	<b>100%</b>	<b>510</b>	<b>112</b>
3	Grundy	253	90%	90%	12	4%	95%	15	5%	100%	280	92
	Harrison	205	93%	93%	10	5%	97%	6	3%	100%	221	87
	Mercer	41	91%	91%	4	9%	100%	0	0%	100%	45	104
	Putnam	92	91%	91%	5	5%	96%	4	4%	100%	101	90
	<b>Circuit Total</b>	<b>591</b>	<b>91%</b>	<b>91%</b>	<b>31</b>	<b>5%</b>	<b>96%</b>	<b>25</b>	<b>4%</b>	<b>100%</b>	<b>647</b>	<b>91</b>
4	Atchison	51	78%	78%	6	9%	88%	8	12%	100%	65	152
	Gentry	96	91%	91%	6	6%	97%	3	3%	100%	105	112
	Holt	74	96%	96%	3	4%	100%	0	0%	100%	77	78
	Nodaway	226	89%	89%	19	7%	96%	10	4%	100%	255	108
	Worth	45	88%	88%	2	4%	92%	4	8%	100%	51	124
	<b>Circuit Total</b>	<b>492</b>	<b>89%</b>	<b>89%</b>	<b>36</b>	<b>7%</b>	<b>95%</b>	<b>25</b>	<b>5%</b>	<b>100%</b>	<b>553</b>	<b>111</b>
5	Andrew	562	96%	96%	15	3%	99%	7	1%	100%	584	98
	Buchanan	1,450	99%	99%	17	1%	100%	2	0%	100%	1,469	75
	<b>Circuit Total</b>	<b>2,012</b>	<b>98%</b>	<b>98%</b>	<b>32</b>	<b>2%</b>	<b>100%</b>	<b>9</b>	<b>0%</b>	<b>100%</b>	<b>2,053</b>	<b>82</b>
6	Platte	1,170	85%	85%	71	5%	90%	134	10%	100%	1,375	230
	<b>Circuit Total</b>	<b>1,170</b>	<b>85%</b>	<b>85%</b>	<b>71</b>	<b>5%</b>	<b>90%</b>	<b>134</b>	<b>10%</b>	<b>100%</b>	<b>1,375</b>	<b>230</b>
7	Clay	3,649	78%	78%	313	7%	85%	692	15%	100%	4,654	177
	<b>Circuit Total</b>	<b>3,649</b>	<b>78%</b>	<b>78%</b>	<b>313</b>	<b>7%</b>	<b>85%</b>	<b>692</b>	<b>15%</b>	<b>100%</b>	<b>4,654</b>	<b>177</b>
8	Carroll	147	91%	91%	5	3%	94%	9	6%	100%	161	100
	Ray	431	89%	89%	28	6%	95%	23	5%	100%	482	104
	<b>Circuit Total</b>	<b>578</b>	<b>90%</b>	<b>90%</b>	<b>33</b>	<b>5%</b>	<b>95%</b>	<b>32</b>	<b>5%</b>	<b>100%</b>	<b>643</b>	<b>103</b>
9	Chariton	76	90%	90%	6	7%	98%	2	2%	100%	84	113
	Linn	126	85%	85%	11	7%	93%	11	7%	100%	148	139
	Sullivan	110	92%	92%	4	3%	95%	6	5%	100%	120	118
	<b>Circuit Total</b>	<b>312</b>	<b>89%</b>	<b>89%</b>	<b>21</b>	<b>6%</b>	<b>95%</b>	<b>19</b>	<b>5%</b>	<b>100%</b>	<b>352</b>	<b>126</b>
10	Marion	799	96%	96%	22	3%	99%	11	1%	100%	832	63
	Monroe	118	98%	98%	2	2%	100%	0	0%	100%	120	73
	Ralls	196	95%	95%	8	4%	99%	2	1%	100%	206	71
	<b>Circuit Total</b>	<b>1,113</b>	<b>96%</b>	<b>96%</b>	<b>32</b>	<b>3%</b>	<b>99%</b>	<b>13</b>	<b>1%</b>	<b>100%</b>	<b>1,158</b>	<b>65</b>
11	St. Charles	4,220	87%	87%	338	7%	94%	277	6%	100%	4,835	124
	<b>Circuit Total</b>	<b>4,220</b>	<b>87%</b>	<b>87%</b>	<b>338</b>	<b>7%</b>	<b>94%</b>	<b>277</b>	<b>6%</b>	<b>100%</b>	<b>4,835</b>	<b>124</b>
12	Audrain	430	89%	89%	12	2%	91%	43	9%	100%	485	102
	Montgomery	175	84%	84%	9	4%	88%	24	12%	100%	208	136
	Warren	533	89%	89%	27	5%	94%	38	6%	100%	598	110
	<b>Circuit Total</b>	<b>1,138</b>	<b>88%</b>	<b>88%</b>	<b>48</b>	<b>4%</b>	<b>92%</b>	<b>105</b>	<b>8%</b>	<b>100%</b>	<b>1,291</b>	<b>111</b>
13	Boone	2,430	91%	91%	136	5%	96%	105	4%	100%	2,671	94
	Callaway	551	82%	82%	58	9%	91%	60	9%	100%	669	132
	<b>Circuit Total</b>	<b>2,981</b>	<b>89%</b>	<b>89%</b>	<b>194</b>	<b>6%</b>	<b>95%</b>	<b>165</b>	<b>5%</b>	<b>100%</b>	<b>3,340</b>	<b>102</b>
14	Howard	140	97%	97%	4	3%	99%	1	1%	100%	145	87
	Randolph	387	94%	94%	15	4%	97%	11	3%	100%	413	97
	<b>Circuit Total</b>	<b>527</b>	<b>94%</b>	<b>94%</b>	<b>19</b>	<b>3%</b>	<b>98%</b>	<b>12</b>	<b>2%</b>	<b>100%</b>	<b>558</b>	<b>94</b>
15	Lafayette	588	84%	84%	48	7%	91%	65	9%	100%	701	136
	Saline	301	84%	84%	18	5%	89%	40	11%	100%	359	142
	<b>Circuit Total</b>	<b>889</b>	<b>84%</b>	<b>84%</b>	<b>66</b>	<b>6%</b>	<b>90%</b>	<b>105</b>	<b>10%</b>	<b>100%</b>	<b>1,060</b>	<b>138</b>
16	Jackson	12,495	90%	90%	703	5%	95%	686	5%	100%	13,884	118
	<b>Circuit Total</b>	<b>12,495</b>	<b>90%</b>	<b>90%</b>	<b>703</b>	<b>5%</b>	<b>95%</b>	<b>686</b>	<b>5%</b>	<b>100%</b>	<b>13,884</b>	<b>118</b>
17	Cass	1,283	85%	85%	62	4%	90%	156	10%	100%	1,501	135
	Johnson	545	78%	78%	57	8%	86%	94	14%	100%	696	190
	<b>Circuit Total</b>	<b>1,828</b>	<b>83%</b>	<b>83%</b>	<b>119</b>	<b>5%</b>	<b>89%</b>	<b>250</b>	<b>11%</b>	<b>100%</b>	<b>2,197</b>	<b>152</b>
18	Cooper	189	84%	84%	15	7%	91%	20	9%	100%	224	131
	Pettis	814	91%	91%	36	4%	95%	43	5%	100%	893	85
	<b>Circuit Total</b>	<b>1,003</b>	<b>90%</b>	<b>90%</b>	<b>51</b>	<b>5%</b>	<b>94%</b>	<b>63</b>	<b>6%</b>	<b>100%</b>	<b>1,117</b>	<b>94</b>
19	Cole	1,581	94%	94%	58	3%	97%	51	3%	100%	1,690	90
	<b>Circuit Total</b>	<b>1,581</b>	<b>94%</b>	<b>94%</b>	<b>58</b>	<b>3%</b>	<b>97%</b>	<b>51</b>	<b>3%</b>	<b>100%</b>	<b>1,690</b>	<b>90</b>
20	Franklin	1,308	84%	84%	79	5%	90%	161	10%	100%	1,548	155
	Gasconade	190	82%	82%	19	8%	90%	23	10%	100%	232	137
	Osage	184	92%	92%	11	6%	98%	4	2%	100%	199	82
	<b>Circuit Total</b>	<b>1,682</b>	<b>85%</b>	<b>85%</b>	<b>109</b>	<b>6%</b>	<b>91%</b>	<b>188</b>	<b>9%</b>	<b>100%</b>	<b>1,979</b>	<b>146</b>
21	St. Louis County	11,405	89%	89%	908	7%	96%	524	4%	100%	12,837	66
	<b>Circuit Total</b>	<b>11,405</b>	<b>89%</b>	<b>89%</b>	<b>908</b>	<b>7%</b>	<b>96%</b>	<b>524</b>	<b>4%</b>	<b>100%</b>	<b>12,837</b>	<b>66</b>
22	City of St. Louis	6,581	87%	87%	453	6%	93%	546	7%	100%	7,580	142
	<b>Circuit Total</b>	<b>6,581</b>	<b>87%</b>	<b>87%</b>	<b>453</b>	<b>6%</b>	<b>93%</b>	<b>546</b>	<b>7%</b>	<b>100%</b>	<b>7,580</b>	<b>142</b>
23	Jefferson	3,374	82%	82%	338	8%	90%	409	10%	100%	4,121	158
	<b>Circuit Total</b>	<b>3,374</b>	<b>82%</b>	<b>82%</b>	<b>338</b>	<b>8%</b>	<b>90%</b>	<b>409</b>	<b>10%</b>	<b>100%</b>	<b>4,121</b>	<b>158</b>
24	Madison	160	85%	85%	8	4%	89%	20	11%	100%	188	131
	St. Francois	1,113	82%	82%	83	6%	88%	169	12%	100%	1,365	161
	Ste. Genevieve	191	78%	78%	11	5%	83%	42	17%	100%	244	206
	Washington	412	79%	79%	30	6%	85%	78	15%	100%	520	187
	<b>Circuit Total</b>	<b>1,876</b>	<b>81%</b>	<b>81%</b>	<b>132</b>	<b>6%</b>	<b>87%</b>	<b>309</b>	<b>13%</b>	<b>100%</b>	<b>2,317</b>	<b>169</b>

\* Denotes current time standard in each category. Categories defined in Appendix 3.

\*\* During the 2007 fiscal year, St. Louis County converted its data to the JIS case management system. Any comparison of data with previous years should be viewed with this fact in mind.

**Table 64**  
**Circuit Court, FY 2012**  
**Age of Cases at Disposition, Domestic Relations Cases**

Cir No.	County	*(90% in 10 mths) 0-10 Months			*(95% in 14 mths) 10-14 Months			Over 14 Months			**Total Cases Disposed	Average Age (in days)
		No.	%	Cum. %	No.	%	Cum. %	No.	%	Cum. %		
25	Maries	104	86%	86%	6	5%	91%	11	9%	100%	121	119
	Phelps	753	81%	81%	60	6%	87%	121	13%	100%	934	181
	Pulaski	1,326	85%	85%	48	3%	88%	186	12%	100%	1,560	195
	Texas	400	85%	85%	10	2%	88%	58	12%	100%	468	163
	<b>Circuit Total</b>	<b>2,583</b>	<b>84%</b>	<b>84%</b>	<b>124</b>	<b>4%</b>	<b>88%</b>	<b>376</b>	<b>12%</b>	<b>100%</b>	<b>3,083</b>	<b>183</b>
26	Camden	749	88%	88%	61	7%	95%	41	5%	100%	851	133
	Laclede	822	88%	88%	85	9%	97%	30	3%	100%	937	103
	Miller	484	86%	86%	43	8%	94%	33	6%	100%	560	112
	Moniteau	165	88%	88%	10	5%	93%	13	7%	100%	188	121
	Morgan	183	83%	83%	14	6%	89%	24	11%	100%	221	138
	<b>Circuit Total</b>	<b>2,403</b>	<b>87%</b>	<b>87%</b>	<b>213</b>	<b>8%</b>	<b>95%</b>	<b>141</b>	<b>5%</b>	<b>100%</b>	<b>2,757</b>	<b>118</b>
27	Bates	266	82%	82%	17	5%	88%	40	12%	100%	323	191
	Henry	467	90%	90%	22	4%	94%	31	6%	100%	520	110
	St. Clair	215	95%	95%	8	4%	99%	3	1%	100%	226	69
	<b>Circuit Total</b>	<b>948</b>	<b>89%</b>	<b>89%</b>	<b>47</b>	<b>4%</b>	<b>93%</b>	<b>74</b>	<b>7%</b>	<b>100%</b>	<b>1,069</b>	<b>126</b>
28	Barton	234	95%	95%	4	2%	96%	9	4%	100%	247	74
	Cedar	254	86%	86%	18	6%	93%	22	7%	100%	294	149
	Dade	150	93%	93%	4	2%	95%	8	5%	100%	162	129
	Vernon	396	88%	88%	32	7%	95%	22	5%	100%	450	101
	<b>Circuit Total</b>	<b>1,034</b>	<b>90%</b>	<b>90%</b>	<b>58</b>	<b>5%</b>	<b>95%</b>	<b>61</b>	<b>5%</b>	<b>100%</b>	<b>1,153</b>	<b>111</b>
29	Jasper	2,485	91%	91%	104	4%	95%	129	5%	100%	2,718	91
	<b>Circuit Total</b>	<b>2,485</b>	<b>91%</b>	<b>91%</b>	<b>104</b>	<b>4%</b>	<b>95%</b>	<b>129</b>	<b>5%</b>	<b>100%</b>	<b>2,718</b>	<b>91</b>
30	Benton	165	80%	80%	10	5%	85%	30	15%	100%	205	170
	Dallas	229	85%	85%	14	5%	90%	27	10%	100%	270	123
	Hickory	109	96%	96%	5	4%	100%	0	0%	100%	114	69
	Polk	555	94%	94%	21	4%	98%	14	2%	100%	590	72
	Webster	436	84%	84%	42	8%	92%	39	8%	100%	517	133
	<b>Circuit Total</b>	<b>1,494</b>	<b>88%</b>	<b>88%</b>	<b>92</b>	<b>5%</b>	<b>94%</b>	<b>110</b>	<b>6%</b>	<b>100%</b>	<b>1,696</b>	<b>110</b>
31	Greene	5,849	91%	91%	327	5%	96%	241	4%	100%	6,417	91
	<b>Circuit Total</b>	<b>5,849</b>	<b>91%</b>	<b>91%</b>	<b>327</b>	<b>5%</b>	<b>96%</b>	<b>241</b>	<b>4%</b>	<b>100%</b>	<b>6,417</b>	<b>91</b>
32	Bollinger	208	90%	90%	13	6%	95%	11	5%	100%	232	125
	Cape Girardeau	1,449	90%	90%	83	5%	95%	85	5%	100%	1,617	112
	Perry	239	89%	89%	18	7%	96%	12	4%	100%	269	112
	<b>Circuit Total</b>	<b>1,896</b>	<b>90%</b>	<b>90%</b>	<b>114</b>	<b>5%</b>	<b>95%</b>	<b>108</b>	<b>5%</b>	<b>100%</b>	<b>2,118</b>	<b>113</b>
33	Mississippi	336	95%	95%	7	2%	97%	10	3%	100%	353	98
	Scott	740	90%	90%	30	4%	94%	48	6%	100%	818	107
	<b>Circuit Total</b>	<b>1,076</b>	<b>92%</b>	<b>92%</b>	<b>37</b>	<b>3%</b>	<b>95%</b>	<b>58</b>	<b>5%</b>	<b>100%</b>	<b>1,171</b>	<b>104</b>
34	New Madrid	276	81%	81%	21	6%	87%	45	13%	100%	342	178
	Pemiscot	550	88%	88%	20	3%	91%	55	9%	100%	625	128
	<b>Circuit Total</b>	<b>826</b>	<b>85%</b>	<b>85%</b>	<b>41</b>	<b>4%</b>	<b>90%</b>	<b>100</b>	<b>10%</b>	<b>100%</b>	<b>967</b>	<b>146</b>
35	Dunklin	647	84%	84%	22	3%	87%	104	13%	100%	773	293
	Stoddard	669	85%	85%	43	5%	91%	74	9%	100%	786	140
	<b>Circuit Total</b>	<b>1,316</b>	<b>84%</b>	<b>84%</b>	<b>65</b>	<b>4%</b>	<b>89%</b>	<b>178</b>	<b>11%</b>	<b>100%</b>	<b>1,559</b>	<b>216</b>
36	Butler	1,207	95%	95%	34	3%	97%	32	3%	100%	1,273	83
	Ripley	310	91%	91%	13	4%	95%	16	5%	100%	339	124
	<b>Circuit Total</b>	<b>1,517</b>	<b>94%</b>	<b>94%</b>	<b>47</b>	<b>3%</b>	<b>97%</b>	<b>48</b>	<b>3%</b>	<b>100%</b>	<b>1,612</b>	<b>92</b>
37	Carter	158	88%	88%	11	6%	94%	11	6%	100%	180	108
	Howell	931	90%	90%	49	5%	95%	49	5%	100%	1,029	98
	Oregon	197	90%	90%	6	3%	93%	15	7%	100%	218	109
	Shannon	156	94%	94%	5	3%	97%	5	3%	100%	166	80
	<b>Circuit Total</b>	<b>1,442</b>	<b>91%</b>	<b>91%</b>	<b>71</b>	<b>4%</b>	<b>95%</b>	<b>80</b>	<b>5%</b>	<b>100%</b>	<b>1,593</b>	<b>99</b>
38	Christian	905	80%	80%	62	5%	85%	165	15%	100%	1,132	171
	Taney	654	80%	80%	33	4%	84%	131	16%	100%	818	218
	<b>Circuit Total</b>	<b>1,559</b>	<b>80%</b>	<b>80%</b>	<b>95</b>	<b>5%</b>	<b>85%</b>	<b>296</b>	<b>15%</b>	<b>100%</b>	<b>1,950</b>	<b>191</b>
39	Barry	690	87%	87%	38	5%	92%	64	8%	100%	792	132
	Lawrence	622	91%	91%	24	4%	95%	34	5%	100%	680	106
	Stone	302	78%	78%	25	6%	85%	59	15%	100%	386	201
	<b>Circuit Total</b>	<b>1,614</b>	<b>87%</b>	<b>87%</b>	<b>87</b>	<b>5%</b>	<b>92%</b>	<b>157</b>	<b>8%</b>	<b>100%</b>	<b>1,858</b>	<b>137</b>
40	McDonald	472	91%	91%	25	5%	96%	20	4%	100%	517	88
	Newton	656	84%	84%	40	5%	89%	84	11%	100%	780	152
	<b>Circuit Total</b>	<b>1,128</b>	<b>87%</b>	<b>87%</b>	<b>65</b>	<b>5%</b>	<b>92%</b>	<b>104</b>	<b>8%</b>	<b>100%</b>	<b>1,297</b>	<b>126</b>
41	Macon	147	86%	86%	10	6%	92%	14	8%	100%	171	144
	Shelby	98	89%	89%	3	3%	92%	9	8%	100%	110	152
	<b>Circuit Total</b>	<b>245</b>	<b>87%</b>	<b>87%</b>	<b>13</b>	<b>5%</b>	<b>92%</b>	<b>23</b>	<b>8%</b>	<b>100%</b>	<b>281</b>	<b>147</b>
42	Crawford	491	86%	86%	25	4%	90%	56	10%	100%	572	127
	Dent	265	90%	90%	10	3%	94%	19	6%	100%	294	114
	Iron	160	79%	79%	12	6%	85%	31	15%	100%	203	210
	Reynolds	95	90%	90%	7	7%	96%	4	4%	100%	106	97
	Wayne	189	87%	87%	15	7%	94%	13	6%	100%	217	123
	<b>Circuit Total</b>	<b>1,200</b>	<b>86%</b>	<b>86%</b>	<b>69</b>	<b>5%</b>	<b>91%</b>	<b>123</b>	<b>9%</b>	<b>100%</b>	<b>1,392</b>	<b>133</b>
43	Caldwell	106	78%	78%	7	5%	83%	23	17%	100%	136	215
	Clinton	179	77%	77%	17	7%	84%	36	16%	100%	232	174
	Daviess	64	71%	71%	6	7%	78%	20	22%	100%	90	292
	DeKalb	97	78%	78%	6	5%	82%	22	18%	100%	125	202
	Livingston	255	84%	84%	15	5%	89%	32	11%	100%	302	151
	<b>Circuit Total</b>	<b>701</b>	<b>79%</b>	<b>79%</b>	<b>51</b>	<b>6%</b>	<b>85%</b>	<b>133</b>	<b>15%</b>	<b>100%</b>	<b>885</b>	<b>188</b>
44	Douglas	308	90%	90%	11	3%	93%	25	7%	100%	344	102
	Ozark	151	89%	89%	6	4%	93%	12	7%	100%	169	81
	Wright	338	83%	83%	18	4%	88%	49	12%	100%	405	126
	<b>Circuit Total</b>	<b>797</b>	<b>87%</b>	<b>87%</b>	<b>35</b>	<b>4%</b>	<b>91%</b>	<b>86</b>	<b>9%</b>	<b>100%</b>	<b>918</b>	<b>109</b>
45	Lincoln	982	92%	92%	53	5%	97%	30	3%	100%	1,065	80
	Pike	251	91%	91%	14	5%	96%	10	4%	100%	275	89
	<b>Circuit Total</b>	<b>1,233</b>	<b>92%</b>	<b>92%</b>	<b>67</b>	<b>5%</b>	<b>97%</b>	<b>40</b>	<b>3%</b>	<b>100%</b>	<b>1,340</b>	<b>82</b>
<b>STATE TOTAL</b>		<b>95,652</b>	<b>88%</b>	<b>88%</b>	<b>5,954</b>	<b>5%</b>	<b>93%</b>	<b>7,334</b>	<b>7%</b>	<b>100%</b>	<b>108,940</b>	<b>121</b>

**Table 65**  
**Associate Court, FY 2012**  
**Age of Cases at Disposition, Associate Civil Cases**

CIR. NO.	COUNTY	*(90% in 6 mths) 0-6 Months			*(95% in 12 mths) 6-12 Months			Over 12 Months			**Total Cases Disposed	Average Age (in days)
		NO.	%	CUM.%	NO.	%	CUM.%	NO.	%	CUM.%		
1	Clark	100	96%	96%	4	4%	100%	0	0%	100%	104	64
	Schulyer	78	98%	98%	2	3%	100%	0	0%	100%	80	59
	Scotland	49	100%	100%	0	0%	100%	0	0%	100%	49	45
	<b>Circuit Total</b>	<b>227</b>	<b>97%</b>	<b>97%</b>	<b>6</b>	<b>3%</b>	<b>100%</b>	<b>0</b>	<b>0%</b>	<b>100%</b>	<b>233</b>	<b>58</b>
2	Adair	643	99%	99%	4	1%	100%	0	0%	100%	647	67
	Knox	71	99%	99%	0	0%	99%	1	1%	100%	72	75
	Lewis	134	87%	87%	14	9%	96%	6	4%	100%	154	100
	<b>Circuit Total</b>	<b>848</b>	<b>97%</b>	<b>97%</b>	<b>18</b>	<b>2%</b>	<b>99%</b>	<b>7</b>	<b>1%</b>	<b>100%</b>	<b>873</b>	<b>73</b>
3	Grundy	165	96%	96%	5	3%	99%	1	1%	100%	171	62
	Harrison	281	95%	95%	12	4%	99%	3	1%	100%	296	81
	Mercer	50	91%	91%	4	7%	98%	1	2%	100%	55	74
	Putnam	103	92%	92%	9	8%	100%	0	0%	100%	112	80
	<b>Circuit Total</b>	<b>599</b>	<b>94%</b>	<b>94%</b>	<b>30</b>	<b>5%</b>	<b>99%</b>	<b>5</b>	<b>1%</b>	<b>100%</b>	<b>634</b>	<b>75</b>
4	Atchison	99	95%	95%	5	5%	100%	0	0%	100%	104	81
	Gentry	138	91%	91%	12	8%	99%	1	1%	100%	151	74
	Holt	147	99%	99%	2	1%	100%	0	0%	100%	149	46
	Nodaway	351	94%	94%	19	5%	99%	2	1%	100%	372	72
	Worth	27	82%	82%	4	12%	94%	2	6%	100%	33	125
	<b>Circuit Total</b>	<b>762</b>	<b>94%</b>	<b>94%</b>	<b>42</b>	<b>5%</b>	<b>99%</b>	<b>5</b>	<b>1%</b>	<b>100%</b>	<b>809</b>	<b>71</b>
5	Andrew	486	90%	90%	33	6%	96%	23	4%	100%	542	395
	Buchanan	3,884	90%	90%	380	9%	99%	57	1%	100%	4,321	73
	<b>Circuit Total</b>	<b>4,370</b>	<b>90%</b>	<b>90%</b>	<b>413</b>	<b>8%</b>	<b>98%</b>	<b>80</b>	<b>2%</b>	<b>100%</b>	<b>4,863</b>	<b>109</b>
6	Platte	2,718	92%	92%	220	7%	99%	32	1%	100%	2,970	83
	<b>Circuit Total</b>	<b>2,718</b>	<b>92%</b>	<b>92%</b>	<b>220</b>	<b>7%</b>	<b>99%</b>	<b>32</b>	<b>1%</b>	<b>100%</b>	<b>2,970</b>	<b>83</b>
7	Clay	9,811	94%	94%	608	6%	100%	40	0%	100%	10,459	78
	<b>Circuit Total</b>	<b>9,811</b>	<b>94%</b>	<b>94%</b>	<b>608</b>	<b>6%</b>	<b>100%</b>	<b>40</b>	<b>0%</b>	<b>100%</b>	<b>10,459</b>	<b>78</b>
8	Carroll	181	93%	93%	11	6%	98%	3	2%	100%	195	77
	Ray	652	86%	86%	81	11%	97%	22	3%	100%	755	96
	<b>Circuit Total</b>	<b>833</b>	<b>88%</b>	<b>88%</b>	<b>92</b>	<b>10%</b>	<b>97%</b>	<b>25</b>	<b>3%</b>	<b>100%</b>	<b>950</b>	<b>92</b>
9	Chariton	138	95%	95%	5	3%	99%	2	1%	100%	145	72
	Linn	243	83%	83%	38	13%	96%	12	4%	100%	293	113
	Sullivan	152	94%	94%	7	4%	99%	2	1%	100%	161	90
	<b>Circuit Total</b>	<b>533</b>	<b>89%</b>	<b>89%</b>	<b>50</b>	<b>8%</b>	<b>97%</b>	<b>16</b>	<b>3%</b>	<b>100%</b>	<b>599</b>	<b>97</b>
10	Marion	1,208	97%	97%	34	3%	100%	1	0%	100%	1,243	64
	Monroe	184	96%	96%	5	3%	99%	2	1%	100%	191	66
	Ralls	202	94%	94%	10	5%	99%	2	1%	100%	214	81
	<b>Circuit Total</b>	<b>1,594</b>	<b>97%</b>	<b>97%</b>	<b>49</b>	<b>3%</b>	<b>100%</b>	<b>5</b>	<b>0%</b>	<b>100%</b>	<b>1,648</b>	<b>66</b>
11	St. Charles	8,163	82%	82%	1,392	14%	96%	404	4%	100%	9,959	111
	<b>Circuit Total</b>	<b>8,163</b>	<b>82%</b>	<b>82%</b>	<b>1,392</b>	<b>14%</b>	<b>96%</b>	<b>404</b>	<b>4%</b>	<b>100%</b>	<b>9,959</b>	<b>111</b>
12	Audrain	610	88%	88%	42	6%	94%	45	6%	100%	697	108
	Montgomery	285	93%	93%	19	6%	99%	4	1%	100%	308	72
	Warren	909	91%	91%	79	8%	99%	15	1%	100%	1,003	78
	<b>Circuit Total</b>	<b>1,804</b>	<b>90%</b>	<b>90%</b>	<b>140</b>	<b>7%</b>	<b>97%</b>	<b>64</b>	<b>3%</b>	<b>100%</b>	<b>2,008</b>	<b>87</b>
13	Boone	4,242	82%	82%	783	15%	97%	136	3%	100%	5,161	101
	Callaway	1,040	93%	93%	70	6%	99%	11	1%	100%	1,121	87
	<b>Circuit Total</b>	<b>5,282</b>	<b>84%</b>	<b>84%</b>	<b>853</b>	<b>14%</b>	<b>98%</b>	<b>147</b>	<b>2%</b>	<b>100%</b>	<b>6,282</b>	<b>99</b>
14	Howard	192	98%	98%	4	2%	100%	0	0%	100%	196	69
	Randolph	934	97%	97%	30	3%	100%	0	0%	100%	964	68
	<b>Circuit Total</b>	<b>1,126</b>	<b>97%</b>	<b>97%</b>	<b>34</b>	<b>3%</b>	<b>100%</b>	<b>0</b>	<b>0%</b>	<b>100%</b>	<b>1,160</b>	<b>68</b>
15	Lafayette	788	90%	90%	77	9%	99%	6	1%	100%	871	86
	Saline	552	92%	92%	34	6%	98%	11	2%	100%	597	73
	<b>Circuit Total</b>	<b>1,340</b>	<b>91%</b>	<b>91%</b>	<b>111</b>	<b>8%</b>	<b>99%</b>	<b>17</b>	<b>1%</b>	<b>100%</b>	<b>1,468</b>	<b>81</b>
16	Jackson	25,983	80%	80%	5,270	16%	96%	1,155	4%	100%	32,408	111
	<b>Circuit Total</b>	<b>25,983</b>	<b>80%</b>	<b>80%</b>	<b>5,270</b>	<b>16%</b>	<b>96%</b>	<b>1,155</b>	<b>4%</b>	<b>100%</b>	<b>32,408</b>	<b>111</b>
17	Cass	2,331	85%	85%	385	14%	99%	40	1%	100%	2,756	102
	Johnson	750	79%	79%	157	17%	96%	42	4%	100%	949	120
	<b>Circuit Total</b>	<b>3,081</b>	<b>83%</b>	<b>83%</b>	<b>542</b>	<b>15%</b>	<b>98%</b>	<b>82</b>	<b>2%</b>	<b>100%</b>	<b>3,705</b>	<b>107</b>
18	Cooper	557	89%	89%	61	10%	99%	7	1%	100%	625	91
	Pettis	1,356	89%	89%	137	9%	98%	28	2%	100%	1,521	84
	<b>Circuit Total</b>	<b>1,913</b>	<b>89%</b>	<b>89%</b>	<b>198</b>	<b>9%</b>	<b>98%</b>	<b>35</b>	<b>2%</b>	<b>100%</b>	<b>2,146</b>	<b>86</b>
19	Cole	2,175	96%	96%	83	4%	99%	12	1%	100%	2,270	78
	<b>Circuit Total</b>	<b>2,175</b>	<b>96%</b>	<b>96%</b>	<b>83</b>	<b>4%</b>	<b>99%</b>	<b>12</b>	<b>1%</b>	<b>100%</b>	<b>2,270</b>	<b>78</b>
20	Franklin	2,501	79%	79%	551	17%	96%	128	4%	100%	3,180	125
	Gasconade	312	83%	83%	53	14%	98%	9	2%	100%	374	102
	Osage	176	95%	95%	10	5%	100%	0	0%	100%	186	65
	<b>Circuit Total</b>	<b>2,989</b>	<b>80%</b>	<b>80%</b>	<b>614</b>	<b>16%</b>	<b>96%</b>	<b>137</b>	<b>4%</b>	<b>100%</b>	<b>3,740</b>	<b>120</b>
21	St. Louis County	41,515	83%	83%	7,359	15%	98%	956	2%	100%	49,830	105
	<b>Circuit Total</b>	<b>41,515</b>	<b>83%</b>	<b>83%</b>	<b>7,359</b>	<b>15%</b>	<b>98%</b>	<b>956</b>	<b>2%</b>	<b>100%</b>	<b>49,830</b>	<b>105</b>
22	City of St. Louis	17,748	88%	88%	2,209	11%	98%	307	2%	100%	20,264	92
	<b>Circuit Total</b>	<b>17,748</b>	<b>88%</b>	<b>88%</b>	<b>2,209</b>	<b>11%</b>	<b>98%</b>	<b>307</b>	<b>2%</b>	<b>100%</b>	<b>20,264</b>	<b>92</b>
23	Jefferson	6,391	87%	87%	804	11%	98%	177	2%	100%	7,372	93
	<b>Circuit Total</b>	<b>6,391</b>	<b>87%</b>	<b>87%</b>	<b>804</b>	<b>11%</b>	<b>98%</b>	<b>177</b>	<b>2%</b>	<b>100%</b>	<b>7,372</b>	<b>93</b>
24	Madison	273	86%	86%	36	11%	97%	10	3%	100%	319	101
	St. Francois	1,765	79%	79%	391	17%	96%	83	4%	100%	2,239	130
	Ste. Genevieve	598	87%	87%	67	10%	96%	25	4%	100%	690	110
	Washington	573	83%	83%	84	12%	95%	34	5%	100%	691	119
	<b>Circuit Total</b>	<b>3,209</b>	<b>81%</b>	<b>81%</b>	<b>578</b>	<b>15%</b>	<b>96%</b>	<b>152</b>	<b>4%</b>	<b>100%</b>	<b>3,939</b>	<b>122</b>

\* Denotes current time standard in each category. Categories defined in Appendix 3.

\*\* During the 2007 fiscal year, St. Louis County converted its data to the JIS case management system. Any comparison of data with previous years should be viewed with this fact in mind.

**Table 65**  
**Associate Court, FY 2012**  
**Age of Cases at Disposition, Associate Civil Cases**

Cir. No.	County	*(90% in 6 mths) 0-6 Months			*(95% in 12 mths) 6-12 Months			Over 12 Months			**Total Cases Disposed	Average Age (in Days)
		No.	%	Cum %	No.	%	Cum %	No.	%	Cum %		
25	Maries	148	82%	82%	29	16%	98%	4	2%	100%	181	115
	Phelps	924	93%	93%	52	5%	98%	22	2%	100%	998	88
	Pulaski	984	98%	98%	17	2%	99%	6	1%	100%	1,007	68
	Texas	386	64%	64%	87	14%	79%	129	21%	100%	602	286
	<b>Circuit Total</b>	<b>2,442</b>	<b>88%</b>	<b>88%</b>	<b>185</b>	<b>7%</b>	<b>94%</b>	<b>161</b>	<b>6%</b>	<b>100%</b>	<b>2,788</b>	<b>125</b>
26	Camden	1,322	93%	93%	89	6%	99%	8	1%	100%	1,419	84
	Laclede	627	90%	90%	67	10%	99%	6	1%	100%	700	99
	Miller	460	95%	95%	25	5%	100%	1	0%	100%	486	73
	Moniteau	291	97%	97%	7	2%	100%	1	0%	100%	299	60
	Morgan	277	70%	70%	80	20%	90%	40	10%	100%	397	146
	<b>Circuit Total</b>	<b>2,977</b>	<b>90%</b>	<b>90%</b>	<b>268</b>	<b>8%</b>	<b>98%</b>	<b>56</b>	<b>2%</b>	<b>100%</b>	<b>3,301</b>	<b>91</b>
27	Bates	343	82%	82%	56	13%	95%	20	5%	100%	419	129
	Henry	565	89%	89%	56	9%	98%	12	2%	100%	633	91
	St. Clair	186	99%	99%	2	1%	100%	0	0%	100%	188	55
	<b>Circuit Total</b>	<b>1,094</b>	<b>88%</b>	<b>88%</b>	<b>114</b>	<b>9%</b>	<b>97%</b>	<b>32</b>	<b>3%</b>	<b>100%</b>	<b>1,240</b>	<b>98</b>
28	Barton	238	93%	93%	14	5%	98%	4	2%	100%	256	85
	Cedar	291	90%	90%	25	8%	98%	8	2%	100%	324	91
	Dade	158	90%	90%	15	9%	99%	2	1%	100%	175	86
	Vernon	389	73%	73%	99	19%	92%	44	8%	100%	532	146
	<b>Circuit Total</b>	<b>1,076</b>	<b>84%</b>	<b>84%</b>	<b>153</b>	<b>12%</b>	<b>95%</b>	<b>58</b>	<b>5%</b>	<b>100%</b>	<b>1,287</b>	<b>112</b>
29	Jasper	3,237	81%	81%	549	14%	95%	216	5%	100%	4,002	110
	<b>Circuit Total</b>	<b>3,237</b>	<b>81%</b>	<b>81%</b>	<b>549</b>	<b>14%</b>	<b>95%</b>	<b>216</b>	<b>5%</b>	<b>100%</b>	<b>4,002</b>	<b>110</b>
30	Benton	391	91%	91%	34	8%	99%	3	1%	100%	428	85
	Dallas	282	93%	93%	21	7%	100%	1	0%	100%	304	80
	Hickory	131	84%	84%	22	14%	98%	3	2%	100%	156	118
	Polk	615	91%	91%	58	9%	99%	5	1%	100%	678	80
	Webster	828	81%	81%	162	16%	97%	35	3%	100%	1,025	115
	<b>Circuit Total</b>	<b>2,247</b>	<b>87%</b>	<b>87%</b>	<b>297</b>	<b>11%</b>	<b>98%</b>	<b>47</b>	<b>2%</b>	<b>100%</b>	<b>2,591</b>	<b>97</b>
31	Greene	9,800	87%	87%	1,026	9%	97%	381	3%	100%	11,207	99
	<b>Circuit Total</b>	<b>9,800</b>	<b>87%</b>	<b>87%</b>	<b>1,026</b>	<b>9%</b>	<b>97%</b>	<b>381</b>	<b>3%</b>	<b>100%</b>	<b>11,207</b>	<b>99</b>
32	Bollinger	178	86%	86%	25	12%	98%	4	2%	100%	207	96
	Cape Girardeau	2,507	85%	85%	358	12%	97%	95	3%	100%	2,960	99
	Perry	367	95%	95%	20	5%	100%	1	0%	100%	388	71
	<b>Circuit Total</b>	<b>3,052</b>	<b>86%</b>	<b>86%</b>	<b>403</b>	<b>11%</b>	<b>97%</b>	<b>100</b>	<b>3%</b>	<b>100%</b>	<b>3,555</b>	<b>96</b>
33	Mississippi	371	91%	91%	30	7%	99%	5	1%	100%	406	83
	Scott	1,427	95%	95%	68	5%	99%	8	1%	100%	1,503	71
	<b>Circuit Total</b>	<b>1,798</b>	<b>94%</b>	<b>94%</b>	<b>98</b>	<b>5%</b>	<b>99%</b>	<b>13</b>	<b>1%</b>	<b>100%</b>	<b>1,909</b>	<b>74</b>
34	New Madrid	387	91%	91%	35	8%	99%	4	1%	100%	426	78
	Pemiscot	564	97%	97%	12	2%	99%	4	1%	100%	580	59
	<b>Circuit Total</b>	<b>951</b>	<b>95%</b>	<b>95%</b>	<b>47</b>	<b>5%</b>	<b>99%</b>	<b>8</b>	<b>1%</b>	<b>100%</b>	<b>1,006</b>	<b>67</b>
35	Dunklin	868	93%	93%	47	5%	98%	19	2%	100%	934	76
	Stoddard	731	87%	87%	92	11%	98%	18	2%	100%	841	87
	<b>Circuit Total</b>	<b>1,599</b>	<b>90%</b>	<b>90%</b>	<b>139</b>	<b>8%</b>	<b>98%</b>	<b>37</b>	<b>2%</b>	<b>100%</b>	<b>1,775</b>	<b>81</b>
36	Butler	1,222	85%	85%	181	13%	98%	33	2%	100%	1,436	96
	Ripley	287	84%	84%	47	14%	98%	7	2%	100%	341	105
	<b>Circuit Total</b>	<b>1,509</b>	<b>85%</b>	<b>85%</b>	<b>228</b>	<b>13%</b>	<b>98%</b>	<b>40</b>	<b>2%</b>	<b>100%</b>	<b>1,777</b>	<b>98</b>
37	Carter	136	86%	86%	16	10%	96%	6	4%	100%	158	76
	Howell	728	74%	74%	165	17%	91%	87	9%	100%	980	136
	Oregon	148	84%	84%	25	14%	98%	4	2%	100%	177	110
	Shannon	115	88%	88%	14	11%	99%	1	1%	100%	130	96
	<b>Circuit Total</b>	<b>1,127</b>	<b>78%</b>	<b>78%</b>	<b>220</b>	<b>15%</b>	<b>93%</b>	<b>98</b>	<b>7%</b>	<b>100%</b>	<b>1,445</b>	<b>123</b>
38	Christian	1,888	82%	82%	353	15%	98%	52	2%	100%	2,293	111
	Taney	1,352	68%	68%	343	17%	85%	290	15%	100%	1,985	178
	<b>Circuit Total</b>	<b>3,240</b>	<b>76%</b>	<b>76%</b>	<b>696</b>	<b>16%</b>	<b>92%</b>	<b>342</b>	<b>8%</b>	<b>100%</b>	<b>4,278</b>	<b>142</b>
39	Barry	947	89%	89%	87	8%	97%	34	3%	100%	1,068	94
	Lawrence	737	87%	87%	93	11%	98%	20	2%	100%	850	95
	Stone	631	85%	85%	86	12%	97%	22	3%	100%	739	113
	<b>Circuit Total</b>	<b>2,315</b>	<b>87%</b>	<b>87%</b>	<b>266</b>	<b>10%</b>	<b>97%</b>	<b>76</b>	<b>3%</b>	<b>100%</b>	<b>2,657</b>	<b>100</b>
40	McDonald	551	87%	87%	59	9%	96%	23	4%	100%	633	98
	Newton	1,621	81%	81%	225	11%	92%	152	8%	100%	1,998	129
	<b>Circuit Total</b>	<b>2,172</b>	<b>83%</b>	<b>83%</b>	<b>284</b>	<b>11%</b>	<b>93%</b>	<b>175</b>	<b>7%</b>	<b>100%</b>	<b>2,631</b>	<b>122</b>
41	Macon	401	89%	89%	44	10%	99%	5	1%	100%	450	107
	Shelby	138	94%	94%	6	4%	98%	3	2%	100%	147	75
	<b>Circuit Total</b>	<b>539</b>	<b>90%</b>	<b>90%</b>	<b>50</b>	<b>8%</b>	<b>99%</b>	<b>8</b>	<b>1%</b>	<b>100%</b>	<b>597</b>	<b>99</b>
42	Crawford	476	80%	80%	94	16%	96%	26	4%	100%	596	132
	Dent	272	82%	82%	52	16%	98%	6	2%	100%	330	117
	Iron	216	85%	85%	33	13%	98%	5	2%	100%	254	109
	Reynolds	108	87%	87%	14	11%	98%	2	2%	100%	124	102
	Wayne	209	70%	70%	69	23%	93%	20	7%	100%	298	154
	<b>Circuit Total</b>	<b>1,281</b>	<b>80%</b>	<b>80%</b>	<b>262</b>	<b>16%</b>	<b>96%</b>	<b>59</b>	<b>4%</b>	<b>100%</b>	<b>1,602</b>	<b>127</b>
43	Caldwell	239	87%	87%	29	11%	97%	7	3%	100%	275	90
	Clinton	591	87%	87%	52	8%	95%	36	5%	100%	679	105
	Daviess	131	85%	85%	18	12%	96%	6	4%	100%	155	105
	DeKalb	292	90%	90%	27	8%	98%	5	2%	100%	324	86
	Livingston	282	91%	91%	22	7%	98%	5	2%	100%	309	95
	<b>Circuit Total</b>	<b>1,535</b>	<b>88%</b>	<b>88%</b>	<b>148</b>	<b>8%</b>	<b>97%</b>	<b>59</b>	<b>3%</b>	<b>100%</b>	<b>1,742</b>	<b>97</b>
44	Douglas	168	86%	86%	23	12%	98%	4	2%	100%	195	108
	Ozark	131	95%	95%	7	5%	100%	0	0%	100%	138	65
	Wright	258	96%	96%	12	4%	100%	0	0%	100%	270	72
	<b>Circuit Total</b>	<b>557</b>	<b>92%</b>	<b>92%</b>	<b>42</b>	<b>7%</b>	<b>99%</b>	<b>4</b>	<b>1%</b>	<b>100%</b>	<b>603</b>	<b>82</b>
45	Lincoln	1,633	97%	97%	45	3%	100%	2	0%	100%	1,680	73
	Pike	394	89%	89%	40	9%	98%	8	2%	100%	442	80
	<b>Circuit Total</b>	<b>2,027</b>	<b>96%</b>	<b>96%</b>	<b>85</b>	<b>4%</b>	<b>100%</b>	<b>10</b>	<b>0%</b>	<b>100%</b>	<b>2,122</b>	<b>74</b>
<b>STATE TOTAL</b>		<b>191,589</b>	<b>85%</b>	<b>85%</b>	<b>27,275</b>	<b>12%</b>	<b>97%</b>	<b>5,840</b>	<b>3%</b>	<b>100%</b>	<b>224,704</b>	<b>101</b>

**Table 66**  
**Circuit Court, FY 2012**  
**Age of Cases at Disposition, Circuit Felony Cases**

Cir. No.	County	*(90% in 10 mths)			*(95% in 14 mths)			Over 14 Months			**Total Cases Disposed	Average Age (in Days)
		No.	%	Cum %	No.	%	Cum %	No.	%	Cum %		
1	Clark	75	99%	99%	1	1%	100%	0	0%	100%	76	45
	Schulyer	13	81%	81%	3	19%	100%	0	0%	100%	16	146
	Scotland	35	92%	92%	3	8%	100%	0	0%	100%	38	143
	<b>Circuit Total</b>	<b>123</b>	<b>95%</b>	<b>95%</b>	<b>7</b>	<b>5%</b>	<b>100%</b>	<b>0</b>	<b>0%</b>	<b>100%</b>	<b>130</b>	<b>86</b>
2	Adair	212	83%	83%	20	8%	91%	23	9%	100%	255	193
	Knox	19	70%	70%	0	0%	70%	8	30%	100%	27	354
	Lewis	71	95%	95%	3	4%	99%	1	1%	100%	75	111
	<b>Circuit Total</b>	<b>302</b>	<b>85%</b>	<b>85%</b>	<b>23</b>	<b>6%</b>	<b>91%</b>	<b>32</b>	<b>9%</b>	<b>100%</b>	<b>357</b>	<b>188</b>
3	Grundy	75	93%	93%	2	2%	95%	4	5%	100%	81	98
	Harrison	83	92%	92%	3	3%	96%	4	4%	100%	90	109
	Mercer	25	100%	100%	0	0%	100%	0	0%	100%	25	121
	Putnam	40	100%	100%	0	0%	100%	0	0%	100%	40	89
	<b>Circuit Total</b>	<b>223</b>	<b>94%</b>	<b>94%</b>	<b>5</b>	<b>2%</b>	<b>97%</b>	<b>8</b>	<b>3%</b>	<b>100%</b>	<b>236</b>	<b>103</b>
4	Atchison	43	96%	96%	1	2%	98%	1	2%	100%	45	138
	Gentry	21	88%	88%	2	6%	96%	1	4%	100%	24	137
	Holt	27	93%	93%	1	3%	97%	1	3%	100%	29	105
	Nodaway	148	85%	85%	19	11%	96%	7	4%	100%	174	150
	Worth	5	71%	71%	2	29%	100%	0	0%	100%	7	193
	<b>Circuit Total</b>	<b>244</b>	<b>87%</b>	<b>87%</b>	<b>25</b>	<b>9%</b>	<b>96%</b>	<b>10</b>	<b>4%</b>	<b>100%</b>	<b>279</b>	<b>143</b>
5	Andrew	64	98%	98%	1	2%	100%	0	0%	100%	65	52
	Buchanan	1,022	96%	96%	23	2%	99%	15	1%	100%	1,060	91
	<b>Circuit Total</b>	<b>1,086</b>	<b>97%</b>	<b>97%</b>	<b>24</b>	<b>2%</b>	<b>99%</b>	<b>15</b>	<b>1%</b>	<b>100%</b>	<b>1,125</b>	<b>89</b>
6	Platte	252	83%	83%	27	9%	92%	25	8%	100%	304	158
	<b>Circuit Total</b>	<b>252</b>	<b>83%</b>	<b>83%</b>	<b>27</b>	<b>9%</b>	<b>92%</b>	<b>25</b>	<b>8%</b>	<b>100%</b>	<b>304</b>	<b>158</b>
7	Clay	470	81%	81%	54	9%	90%	57	10%	100%	581	194
	<b>Circuit Total</b>	<b>470</b>	<b>81%</b>	<b>81%</b>	<b>54</b>	<b>9%</b>	<b>90%</b>	<b>57</b>	<b>10%</b>	<b>100%</b>	<b>581</b>	<b>194</b>
8	Carroll	34	81%	81%	3	7%	88%	5	12%	100%	42	164
	Ray	133	95%	95%	4	3%	98%	3	2%	100%	140	90
	<b>Circuit Total</b>	<b>167</b>	<b>92%</b>	<b>92%</b>	<b>7</b>	<b>4%</b>	<b>96%</b>	<b>8</b>	<b>4%</b>	<b>100%</b>	<b>182</b>	<b>107</b>
9	Chariton	42	95%	95%	2	5%	100%	0	0%	100%	44	92
	Linn	69	100%	100%	0	0%	100%	0	0%	100%	69	68
	Sullivan	35	97%	97%	1	3%	100%	0	0%	100%	36	80
	<b>Circuit Total</b>	<b>146</b>	<b>98%</b>	<b>98%</b>	<b>3</b>	<b>2%</b>	<b>100%</b>	<b>0</b>	<b>0%</b>	<b>100%</b>	<b>149</b>	<b>78</b>
10	Marion	201	99%	99%	2	1%	100%	0	0%	100%	203	62
	Monroe	34	87%	87%	3	8%	95%	2	5%	100%	39	104
	Ralls	70	99%	99%	0	0%	99%	1	1%	100%	71	86
	<b>Circuit Total</b>	<b>305</b>	<b>97%</b>	<b>97%</b>	<b>5</b>	<b>2%</b>	<b>99%</b>	<b>3</b>	<b>1%</b>	<b>100%</b>	<b>313</b>	<b>73</b>
11	St. Charles	1,260	93%	93%	54	4%	97%	43	3%	100%	1,357	105
	<b>Circuit Total</b>	<b>1,260</b>	<b>93%</b>	<b>93%</b>	<b>54</b>	<b>4%</b>	<b>97%</b>	<b>43</b>	<b>3%</b>	<b>100%</b>	<b>1,357</b>	<b>105</b>
12	Audrain	254	93%	93%	6	2%	95%	14	5%	100%	274	102
	Montgomery	120	89%	89%	4	3%	92%	11	8%	100%	135	126
	Warren	334	92%	92%	15	4%	96%	14	4%	100%	363	111
	<b>Circuit Total</b>	<b>708</b>	<b>92%</b>	<b>92%</b>	<b>25</b>	<b>3%</b>	<b>95%</b>	<b>39</b>	<b>5%</b>	<b>100%</b>	<b>772</b>	<b>110</b>
13	Boone	1,023	94%	94%	53	5%	99%	15	1%	100%	1,091	111
	Callaway	354	96%	96%	14	4%	100%	1	0%	100%	369	65
	<b>Circuit Total</b>	<b>1,377</b>	<b>94%</b>	<b>94%</b>	<b>67</b>	<b>5%</b>	<b>99%</b>	<b>16</b>	<b>1%</b>	<b>100%</b>	<b>1,460</b>	<b>99</b>
14	Howard	60	100%	100%	0	0%	100%	0	0%	100%	60	91
	Randolph	304	95%	95%	8	3%	98%	8	3%	100%	320	113
	<b>Circuit Total</b>	<b>364</b>	<b>96%</b>	<b>96%</b>	<b>8</b>	<b>2%</b>	<b>98%</b>	<b>8</b>	<b>2%</b>	<b>100%</b>	<b>380</b>	<b>110</b>
15	Lafayette	354	93%	93%	9	2%	96%	16	4%	100%	379	105
	Saline	222	91%	91%	14	6%	96%	9	4%	100%	245	163
	<b>Circuit Total</b>	<b>576</b>	<b>92%</b>	<b>92%</b>	<b>23</b>	<b>4%</b>	<b>96%</b>	<b>25</b>	<b>4%</b>	<b>100%</b>	<b>624</b>	<b>128</b>
16	Jackson	3,086	87%	87%	227	6%	93%	244	7%	100%	3,557	134
	<b>Circuit Total</b>	<b>3,086</b>	<b>87%</b>	<b>87%</b>	<b>227</b>	<b>6%</b>	<b>93%</b>	<b>244</b>	<b>7%</b>	<b>100%</b>	<b>3,557</b>	<b>134</b>
17	Cass	493	88%	88%	37	7%	95%	29	5%	100%	559	139
	Johnson	207	81%	81%	21	8%	89%	27	11%	100%	255	206
	<b>Circuit Total</b>	<b>700</b>	<b>86%</b>	<b>86%</b>	<b>58</b>	<b>7%</b>	<b>93%</b>	<b>56</b>	<b>7%</b>	<b>100%</b>	<b>814</b>	<b>160</b>
18	Cooper	219	86%	86%	12	5%	90%	25	10%	100%	256	143
	Pettis	419	93%	93%	16	4%	96%	16	4%	100%	451	122
	<b>Circuit Total</b>	<b>638</b>	<b>90%</b>	<b>90%</b>	<b>28</b>	<b>4%</b>	<b>94%</b>	<b>41</b>	<b>6%</b>	<b>100%</b>	<b>707</b>	<b>130</b>
19	Cole	488	87%	87%	42	8%	95%	29	5%	100%	559	150
	<b>Circuit Total</b>	<b>488</b>	<b>87%</b>	<b>87%</b>	<b>42</b>	<b>8%</b>	<b>95%</b>	<b>29</b>	<b>5%</b>	<b>100%</b>	<b>559</b>	<b>150</b>
20	Franklin	448	76%	76%	62	10%	86%	82	14%	100%	592	227
	Gasconade	70	77%	77%	11	12%	89%	10	11%	100%	91	179
	Osage	40	93%	93%	0	0%	93%	3	7%	100%	43	141
	<b>Circuit Total</b>	<b>558</b>	<b>77%</b>	<b>77%</b>	<b>73</b>	<b>10%</b>	<b>87%</b>	<b>95</b>	<b>13%</b>	<b>100%</b>	<b>726</b>	<b>216</b>
21	St. Louis County	3,605	83%	83%	362	8%	91%	382	9%	100%	4,349	187
	<b>Circuit Total</b>	<b>3,605</b>	<b>83%</b>	<b>83%</b>	<b>362</b>	<b>8%</b>	<b>91%</b>	<b>382</b>	<b>9%</b>	<b>100%</b>	<b>4,349</b>	<b>187</b>
22	City of St. Louis	2,455	69%	69%	490	14%	83%	620	17%	100%	3,565	248
	<b>Circuit Total</b>	<b>2,455</b>	<b>69%</b>	<b>69%</b>	<b>490</b>	<b>14%</b>	<b>83%</b>	<b>620</b>	<b>17%</b>	<b>100%</b>	<b>3,565</b>	<b>248</b>
23	Jefferson	1,031	92%	92%	40	4%	95%	54	5%	100%	1,125	127
	<b>Circuit Total</b>	<b>1,031</b>	<b>92%</b>	<b>92%</b>	<b>40</b>	<b>4%</b>	<b>95%</b>	<b>54</b>	<b>5%</b>	<b>100%</b>	<b>1,125</b>	<b>127</b>
24	Madison	118	88%	88%	10	7%	96%	6	4%	100%	134	137
	St. Francois	565	85%	85%	44	7%	92%	56	8%	100%	665	163
	Ste. Genevieve	150	83%	83%	19	11%	94%	11	6%	100%	180	159
	Washington	209	74%	74%	18	6%	80%	55	20%	100%	282	238
	<b>Circuit Total</b>	<b>1,042</b>	<b>83%</b>	<b>83%</b>	<b>91</b>	<b>7%</b>	<b>90%</b>	<b>128</b>	<b>10%</b>	<b>100%</b>	<b>1,261</b>	<b>176</b>

\* Denotes current time standard in each category. Categories defined in Appendix 3.

\*\* During the 2007 fiscal year, St. Louis County converted its data to the JIS case management system. Any comparison of data with previous years should be viewed with this fact in mind.

**Table 66**  
**Circuit Court, FY 2012**  
**Age of Cases at Disposition, Circuit Felony Cases**

Cir. No.	County	*(90% in 10 mths)			*(95% in 14 mths)						**Total Cases Disposed	Average Age (in Days)
		No.	%	Cum %	No.	%	Cum %	No.	Over 14 Months	Cum %		
25	Maries	57	95%	95%	0	0%	95%	3	5%	100%	60	165
	Phelps	567	83%	83%	34	5%	88%	79	12%	100%	680	209
	Pulaski	294	80%	80%	20	5%	85%	54	15%	100%	368	230
	Texas	178	86%	86%	14	7%	92%	16	8%	100%	208	163
	<b>Circuit Total</b>	<b>1,096</b>	<b>83%</b>	<b>83%</b>	<b>68</b>	<b>5%</b>	<b>88%</b>	<b>152</b>	<b>12%</b>	<b>100%</b>	<b>1,316</b>	<b>206</b>
26	Camden	285	78%	78%	25	7%	85%	56	15%	100%	366	215
	Laclede	244	76%	76%	22	7%	83%	56	17%	100%	322	246
	Miller	208	81%	81%	16	6%	87%	33	13%	100%	257	203
	Moniteau	77	78%	78%	10	10%	88%	12	12%	100%	99	168
	Morgan	130	85%	85%	5	3%	88%	18	12%	100%	153	182
	<b>Circuit Total</b>	<b>944</b>	<b>79%</b>	<b>79%</b>	<b>78</b>	<b>7%</b>	<b>85%</b>	<b>175</b>	<b>15%</b>	<b>100%</b>	<b>1,197</b>	<b>213</b>
27	Bates	152	88%	88%	12	7%	95%	8	5%	100%	172	131
	Henry	259	89%	89%	11	4%	93%	20	7%	100%	290	137
	St. Clair	48	70%	70%	11	16%	86%	10	14%	100%	69	242
	<b>Circuit Total</b>	<b>459</b>	<b>86%</b>	<b>86%</b>	<b>34</b>	<b>6%</b>	<b>93%</b>	<b>38</b>	<b>7%</b>	<b>100%</b>	<b>531</b>	<b>149</b>
28	Barton	49	89%	89%	5	9%	98%	1	2%	100%	55	110
	Cedar	126	89%	89%	7	5%	94%	8	6%	100%	141	159
	Dade	35	85%	85%	5	12%	98%	1	2%	100%	41	161
	Vernon	182	92%	92%	12	6%	98%	4	2%	100%	198	113
	<b>Circuit Total</b>	<b>392</b>	<b>90%</b>	<b>90%</b>	<b>29</b>	<b>7%</b>	<b>97%</b>	<b>14</b>	<b>3%</b>	<b>100%</b>	<b>435</b>	<b>132</b>
29	Jasper	616	76%	76%	93	12%	88%	98	12%	100%	807	206
	<b>Circuit Total</b>	<b>616</b>	<b>76%</b>	<b>76%</b>	<b>93</b>	<b>12%</b>	<b>88%</b>	<b>98</b>	<b>12%</b>	<b>100%</b>	<b>807</b>	<b>206</b>
30	Benton	124	87%	87%	6	4%	91%	13	9%	100%	143	157
	Dallas	68	76%	76%	6	7%	83%	15	17%	100%	89	186
	Hickory	45	80%	80%	4	7%	88%	7	13%	100%	56	188
	Polk	222	77%	77%	21	7%	84%	46	16%	100%	289	197
	Webster	203	82%	82%	20	8%	90%	24	10%	100%	247	152
	<b>Circuit Total</b>	<b>662</b>	<b>80%</b>	<b>80%</b>	<b>57</b>	<b>7%</b>	<b>87%</b>	<b>105</b>	<b>13%</b>	<b>100%</b>	<b>824</b>	<b>175</b>
31	Greene	1,243	65%	65%	270	14%	79%	405	21%	100%	1,918	296
	<b>Circuit Total</b>	<b>1,243</b>	<b>65%</b>	<b>65%</b>	<b>270</b>	<b>14%</b>	<b>79%</b>	<b>405</b>	<b>21%</b>	<b>100%</b>	<b>1,918</b>	<b>296</b>
32	Bollinger	79	94%	94%	2	2%	96%	3	4%	100%	84	87
	Cape Girardeau	540	97%	97%	9	2%	99%	8	1%	100%	557	75
	Perry	210	97%	97%	4	2%	99%	3	1%	100%	217	81
	<b>Circuit Total</b>	<b>829</b>	<b>97%</b>	<b>97%</b>	<b>15</b>	<b>2%</b>	<b>98%</b>	<b>14</b>	<b>2%</b>	<b>100%</b>	<b>858</b>	<b>78</b>
33	Mississippi	237	84%	84%	21	7%	92%	23	8%	100%	281	145
	Scott	600	87%	87%	43	6%	93%	45	7%	100%	688	156
	<b>Circuit Total</b>	<b>837</b>	<b>86%</b>	<b>86%</b>	<b>64</b>	<b>7%</b>	<b>93%</b>	<b>68</b>	<b>7%</b>	<b>100%</b>	<b>969</b>	<b>153</b>
34	New Madrid	283	85%	85%	28	8%	93%	23	7%	100%	334	173
	Pemiscot	403	92%	92%	19	4%	97%	14	3%	100%	436	120
	<b>Circuit Total</b>	<b>686</b>	<b>89%</b>	<b>89%</b>	<b>47</b>	<b>6%</b>	<b>95%</b>	<b>37</b>	<b>5%</b>	<b>100%</b>	<b>770</b>	<b>143</b>
35	Dunklin	534	89%	89%	18	3%	92%	46	8%	100%	598	125
	Stoddard	281	80%	80%	10	3%	83%	60	17%	100%	351	443
	<b>Circuit Total</b>	<b>815</b>	<b>86%</b>	<b>86%</b>	<b>28</b>	<b>3%</b>	<b>89%</b>	<b>106</b>	<b>11%</b>	<b>100%</b>	<b>949</b>	<b>243</b>
36	Butler	439	92%	92%	22	5%	96%	17	4%	100%	478	119
	Ripley	112	93%	93%	4	3%	97%	4	3%	100%	120	103
	<b>Circuit Total</b>	<b>551</b>	<b>92%</b>	<b>92%</b>	<b>26</b>	<b>4%</b>	<b>96%</b>	<b>21</b>	<b>4%</b>	<b>100%</b>	<b>598</b>	<b>116</b>
37	Carter	24	63%	63%	5	13%	76%	9	24%	100%	38	325
	Howell	364	80%	80%	28	6%	86%	64	14%	100%	456	194
	Oregon	64	77%	77%	8	10%	87%	11	13%	100%	83	186
	Shannon	42	88%	88%	3	6%	94%	3	6%	100%	48	175
	<b>Circuit Total</b>	<b>494</b>	<b>79%</b>	<b>79%</b>	<b>44</b>	<b>7%</b>	<b>86%</b>	<b>87</b>	<b>14%</b>	<b>100%</b>	<b>625</b>	<b>199</b>
38	Christian	286	74%	74%	52	13%	88%	48	12%	100%	386	200
	Taney	444	73%	73%	63	10%	84%	98	16%	100%	605	232
	<b>Circuit Total</b>	<b>730</b>	<b>74%</b>	<b>74%</b>	<b>115</b>	<b>12%</b>	<b>85%</b>	<b>146</b>	<b>15%</b>	<b>100%</b>	<b>991</b>	<b>220</b>
39	Barry	256	73%	73%	32	9%	82%	65	18%	100%	353	224
	Lawrence	263	78%	78%	26	8%	86%	48	14%	100%	337	195
	Stone	207	79%	79%	17	7%	86%	37	14%	100%	261	198
	<b>Circuit Total</b>	<b>726</b>	<b>76%</b>	<b>76%</b>	<b>75</b>	<b>8%</b>	<b>84%</b>	<b>150</b>	<b>16%</b>	<b>100%</b>	<b>951</b>	<b>207</b>
40	McDonald	137	86%	86%	12	8%	93%	11	7%	100%	160	143
	Newton	238	77%	77%	31	10%	87%	39	13%	100%	308	211
	<b>Circuit Total</b>	<b>375</b>	<b>80%</b>	<b>80%</b>	<b>43</b>	<b>9%</b>	<b>89%</b>	<b>50</b>	<b>11%</b>	<b>100%</b>	<b>468</b>	<b>188</b>
41	Macon	143	88%	88%	9	6%	94%	10	6%	100%	162	167
	Shelby	34	89%	89%	4	11%	100%	0	0%	100%	38	111
	<b>Circuit Total</b>	<b>177</b>	<b>89%</b>	<b>89%</b>	<b>13</b>	<b>7%</b>	<b>95%</b>	<b>10</b>	<b>5%</b>	<b>100%</b>	<b>200</b>	<b>156</b>
42	Crawford	349	90%	90%	20	5%	95%	20	5%	100%	389	148
	Dent	235	89%	89%	16	6%	95%	13	5%	100%	264	138
	Iron	66	85%	85%	4	5%	90%	8	10%	100%	78	177
	Reynolds	48	80%	80%	7	12%	92%	5	8%	100%	60	144
	Wayne	151	95%	95%	4	3%	97%	4	3%	100%	159	76
	<b>Circuit Total</b>	<b>849</b>	<b>89%</b>	<b>89%</b>	<b>51</b>	<b>5%</b>	<b>95%</b>	<b>50</b>	<b>5%</b>	<b>100%</b>	<b>950</b>	<b>135</b>
43	Caldwell	67	93%	93%	1	1%	94%	4	6%	100%	72	162
	Clinton	98	92%	92%	6	6%	97%	3	3%	100%	107	143
	Davies	91	84%	84%	10	9%	94%	7	6%	100%	108	139
	DeKalb	82	87%	87%	5	5%	93%	7	7%	100%	94	163
	Livingston	135	96%	96%	3	2%	99%	2	1%	100%	140	76
	<b>Circuit Total</b>	<b>473</b>	<b>91%</b>	<b>91%</b>	<b>25</b>	<b>5%</b>	<b>96%</b>	<b>23</b>	<b>4%</b>	<b>100%</b>	<b>521</b>	<b>130</b>
44	Douglas	101	83%	83%	9	7%	91%	11	9%	100%	121	179
	Ozark	70	74%	74%	8	8%	82%	17	18%	100%	95	234
	Wright	210	93%	93%	9	4%	97%	7	3%	100%	226	92
	<b>Circuit Total</b>	<b>381</b>	<b>86%</b>	<b>86%</b>	<b>26</b>	<b>6%</b>	<b>92%</b>	<b>35</b>	<b>8%</b>	<b>100%</b>	<b>442</b>	<b>146</b>
45	Lincoln	487	87%	87%	34	6%	93%	37	7%	100%	558	152
	Pike	158	95%	95%	4	2%	98%	4	2%	100%	166	98
	<b>Circuit Total</b>	<b>645</b>	<b>89%</b>	<b>89%</b>	<b>38</b>	<b>5%</b>	<b>94%</b>	<b>41</b>	<b>6%</b>	<b>100%</b>	<b>724</b>	<b>140</b>
<b>STATE TOTAL</b>		<b>35,186</b>	<b>84%</b>	<b>84%</b>	<b>3,007</b>	<b>7%</b>	<b>91%</b>	<b>3,763</b>	<b>9%</b>	<b>100%</b>	<b>41,956</b>	<b>170</b>

**Table 67**  
**Associate Court, FY 2012**  
**Age of Cases at Disposition, Associate Criminal Cases**

Cir. No.	County	*(90% in 6 mths)			*(95% in 8 mths)			Over 8 Months			**Total Cases Disposed	Average Age (in Days)
		No.	%	Cum. %	No.	%	Cum. %	No.	%	Cum. %		
1	Clark	730	99%	99%	4	1%	99%	4	1%	100%	738	37
	Schulyer	159	91%	91%	8	5%	95%	8	5%	100%	175	64
	Scotland	199	94%	94%	5	2%	97%	7	3%	100%	211	60
	<b>Circuit Total</b>	<b>1,088</b>	<b>97%</b>	<b>97%</b>	<b>17</b>	<b>2%</b>	<b>98%</b>	<b>19</b>	<b>2%</b>	<b>100%</b>	<b>1,124</b>	<b>46</b>
2	Adair	902	96%	96%	16	2%	98%	23	2%	100%	941	67
	Knox	118	80%	80%	10	7%	86%	20	14%	100%	148	109
	Lewis	529	98%	98%	8	1%	99%	5	1%	100%	542	45
	<b>Circuit Total</b>	<b>1,549</b>	<b>95%</b>	<b>95%</b>	<b>34</b>	<b>2%</b>	<b>97%</b>	<b>48</b>	<b>3%</b>	<b>100%</b>	<b>1,631</b>	<b>64</b>
3	Grundy	278	95%	95%	8	3%	97%	8	3%	100%	294	60
	Harrison	436	95%	95%	15	3%	98%	8	2%	100%	459	69
	Mercer	222	97%	97%	6	3%	100%	0	0%	100%	228	49
	Putnam	256	90%	90%	11	4%	94%	16	6%	100%	283	122
	<b>Circuit Total</b>	<b>1,192</b>	<b>94%</b>	<b>94%</b>	<b>40</b>	<b>3%</b>	<b>97%</b>	<b>32</b>	<b>3%</b>	<b>100%</b>	<b>1,264</b>	<b>75</b>
4	Atchison	196	96%	96%	8	4%	100%	1	0%	100%	205	64
	Gentry	140	84%	84%	12	7%	92%	14	8%	100%	166	93
	Holt	135	93%	93%	2	1%	94%	8	6%	100%	145	74
	Nodaway	519	92%	92%	35	6%	98%	11	2%	100%	565	85
	Worth	36	90%	90%	1	3%	93%	3	8%	100%	40	89
	<b>Circuit Total</b>	<b>1,026</b>	<b>92%</b>	<b>92%</b>	<b>58</b>	<b>5%</b>	<b>97%</b>	<b>37</b>	<b>3%</b>	<b>100%</b>	<b>1,121</b>	<b>81</b>
5	Andrew	397	98%	98%	4	1%	99%	4	1%	100%	405	57
	Buchanan	2,922	96%	96%	60	2%	98%	62	2%	100%	3,044	60
	<b>Circuit Total</b>	<b>3,319</b>	<b>96%</b>	<b>96%</b>	<b>64</b>	<b>2%</b>	<b>98%</b>	<b>66</b>	<b>2%</b>	<b>100%</b>	<b>3,449</b>	<b>60</b>
6	Platte	2,774	84%	84%	255	8%	92%	276	8%	100%	3,305	103
	<b>Circuit Total</b>	<b>2,774</b>	<b>84%</b>	<b>84%</b>	<b>255</b>	<b>8%</b>	<b>92%</b>	<b>276</b>	<b>8%</b>	<b>100%</b>	<b>3,305</b>	<b>103</b>
7	Clay	4,155	84%	84%	449	9%	93%	369	7%	100%	4,973	161
	<b>Circuit Total</b>	<b>4,155</b>	<b>84%</b>	<b>84%</b>	<b>449</b>	<b>9%</b>	<b>93%</b>	<b>369</b>	<b>7%</b>	<b>100%</b>	<b>4,973</b>	<b>161</b>
8	Carroll	142	89%	89%	7	4%	94%	10	6%	100%	159	82
	Ray	382	84%	84%	47	10%	94%	28	6%	100%	457	107
	<b>Circuit Total</b>	<b>524</b>	<b>85%</b>	<b>85%</b>	<b>54</b>	<b>9%</b>	<b>94%</b>	<b>38</b>	<b>6%</b>	<b>100%</b>	<b>616</b>	<b>101</b>
9	Chariton	178	93%	93%	13	7%	99%	1	1%	100%	192	71
	Linn	312	80%	80%	39	10%	90%	40	10%	100%	391	124
	Sullivan	175	89%	89%	10	5%	94%	11	6%	100%	196	86
	<b>Circuit Total</b>	<b>665</b>	<b>85%</b>	<b>85%</b>	<b>62</b>	<b>8%</b>	<b>93%</b>	<b>52</b>	<b>7%</b>	<b>100%</b>	<b>779</b>	<b>101</b>
10	Marion	875	97%	97%	15	2%	98%	15	2%	100%	905	62
	Monroe	186	94%	94%	5	3%	96%	7	4%	100%	198	59
	Ralls	286	99%	99%	4	1%	100%	0	0%	100%	290	56
	<b>Circuit Total</b>	<b>1,347</b>	<b>97%</b>	<b>97%</b>	<b>24</b>	<b>2%</b>	<b>98%</b>	<b>22</b>	<b>2%</b>	<b>100%</b>	<b>1,393</b>	<b>60</b>
11	St. Charles	4,537	67%	67%	813	12%	79%	1,385	21%	100%	6,735	169
	<b>Circuit Total</b>	<b>4,537</b>	<b>67%</b>	<b>67%</b>	<b>813</b>	<b>12%</b>	<b>79%</b>	<b>1,385</b>	<b>21%</b>	<b>100%</b>	<b>6,735</b>	<b>162</b>
12	Audrain	832	90%	90%	56	6%	97%	32	3%	100%	920	87
	Montgomery	470	82%	82%	46	8%	91%	54	9%	100%	570	120
	Warren	995	88%	88%	70	6%	95%	60	5%	100%	1,125	99
	<b>Circuit Total</b>	<b>2,297</b>	<b>88%</b>	<b>88%</b>	<b>172</b>	<b>7%</b>	<b>94%</b>	<b>146</b>	<b>6%</b>	<b>100%</b>	<b>2,615</b>	<b>99</b>
13	Boone	3,742	75%	75%	725	14%	89%	543	11%	100%	5,010	127
	Callaway	1,693	85%	85%	205	10%	95%	98	5%	100%	1,996	102
	<b>Circuit Total</b>	<b>5,435</b>	<b>78%</b>	<b>78%</b>	<b>930</b>	<b>13%</b>	<b>91%</b>	<b>641</b>	<b>9%</b>	<b>100%</b>	<b>7,006</b>	<b>120</b>
14	Howard	290	94%	94%	14	5%	99%	3	1%	100%	307	66
	Randolph	904	96%	96%	14	1%	98%	22	2%	100%	940	64
	<b>Circuit Total</b>	<b>1,194</b>	<b>96%</b>	<b>96%</b>	<b>28</b>	<b>2%</b>	<b>98%</b>	<b>25</b>	<b>2%</b>	<b>100%</b>	<b>1,247</b>	<b>64</b>
15	Lafayette	903	87%	87%	75	7%	94%	59	6%	100%	1,037	94
	Saline	713	90%	90%	51	6%	97%	24	3%	100%	788	89
	<b>Circuit Total</b>	<b>1,616</b>	<b>89%</b>	<b>89%</b>	<b>126</b>	<b>7%</b>	<b>95%</b>	<b>83</b>	<b>5%</b>	<b>100%</b>	<b>1,825</b>	<b>92</b>
16	Jackson	6,852	80%	80%	763	9%	89%	945	11%	100%	8,560	132
	<b>Circuit Total</b>	<b>6,852</b>	<b>80%</b>	<b>80%</b>	<b>763</b>	<b>9%</b>	<b>89%</b>	<b>945</b>	<b>11%</b>	<b>100%</b>	<b>8,560</b>	<b>132</b>
17	Cass	1,247	88%	88%	101	7%	96%	63	4%	100%	1,411	90
	Johnson	887	89%	89%	68	7%	95%	47	5%	100%	1,002	116
	<b>Circuit Total</b>	<b>2,134</b>	<b>88%</b>	<b>88%</b>	<b>169</b>	<b>7%</b>	<b>95%</b>	<b>110</b>	<b>5%</b>	<b>100%</b>	<b>2,413</b>	<b>101</b>
18	Cooper	832	84%	84%	103	10%	94%	61	6%	100%	996	108
	Pettis	1,414	89%	89%	95	6%	95%	80	5%	100%	1,589	91
	<b>Circuit Total</b>	<b>2,246</b>	<b>87%</b>	<b>87%</b>	<b>198</b>	<b>8%</b>	<b>95%</b>	<b>141</b>	<b>5%</b>	<b>100%</b>	<b>2,585</b>	<b>98</b>
19	Cole	3,283	96%	96%	105	3%	99%	47	1%	100%	3,435	79
	<b>Circuit Total</b>	<b>3,283</b>	<b>96%</b>	<b>96%</b>	<b>105</b>	<b>3%</b>	<b>99%</b>	<b>47</b>	<b>1%</b>	<b>100%</b>	<b>3,435</b>	<b>79</b>
20	Franklin	2,688	63%	63%	530	12%	76%	1,023	24%	100%	4,241	177
	Gasconade	390	74%	74%	53	10%	84%	87	16%	100%	530	143
	Osage	426	95%	95%	15	3%	98%	8	2%	100%	449	66
	<b>Circuit Total</b>	<b>3,504</b>	<b>67%</b>	<b>67%</b>	<b>598</b>	<b>11%</b>	<b>79%</b>	<b>1,118</b>	<b>21%</b>	<b>100%</b>	<b>5,220</b>	<b>164</b>
21	St. Louis County	11,892	83%	83%	906	6%	89%	1,506	11%	100%	14,304	120
	<b>Circuit Total</b>	<b>11,892</b>	<b>83%</b>	<b>83%</b>	<b>906</b>	<b>6%</b>	<b>89%</b>	<b>1,506</b>	<b>11%</b>	<b>100%</b>	<b>14,304</b>	<b>120</b>
22	City of St. Louis	6,245	87%	87%	336	5%	92%	597	8%	100%	7,178	206
	<b>Circuit Total</b>	<b>6,245</b>	<b>87%</b>	<b>87%</b>	<b>336</b>	<b>5%</b>	<b>92%</b>	<b>597</b>	<b>8%</b>	<b>100%</b>	<b>7,178</b>	<b>206</b>
23	Jefferson	2,902	56%	56%	748	14%	71%	1,523	29%	100%	5,173	194
	<b>Circuit Total</b>	<b>2,902</b>	<b>56%</b>	<b>56%</b>	<b>748</b>	<b>14%</b>	<b>71%</b>	<b>1,523</b>	<b>29%</b>	<b>100%</b>	<b>5,173</b>	<b>194</b>
24	Madison	458	79%	79%	50	9%	88%	72	12%	100%	580	120
	St. Francois	1,452	55%	55%	334	13%	67%	870	33%	100%	2,656	262
	Ste. Genevieve	766	81%	81%	71	8%	89%	107	11%	100%	944	143
	Washington	692	86%	86%	55	7%	93%	57	7%	100%	804	137
	<b>Circuit Total</b>	<b>3,368</b>	<b>68%</b>	<b>68%</b>	<b>510</b>	<b>10%</b>	<b>78%</b>	<b>1,106</b>	<b>22%</b>	<b>100%</b>	<b>4,984</b>	<b>203</b>

\* Denotes current time standard in each category. Categories defined in Appendix 3.

\*\* During the 2007 fiscal year, St. Louis County converted its data to the JIS case management system. Any comparison of data with previous years should be viewed with this fact in mind.

**Table 67**  
**Associate Court, FY 2012**  
**Age of Cases at Disposition, Associate Criminal Cases**

Cir. No.	County	*(90% in 6 mths) 0-6 Months			*(95% in 8 mths) 6-8 Months			Over 8 Months			**Total Cases Disposed	Average Age (in Days)
		No.	%	Cum. %	No.	%	Cum. %	No.	%	Cum. %		
25	Maries	269	94%	94%	9	3%	98%	7	2%	100%	285	89
	Phelps	1,837	93%	93%	61	3%	96%	81	4%	100%	1,979	119
	Pulaski	1,546	94%	94%	63	4%	98%	36	2%	100%	1,645	97
	Texas	688	85%	85%	64	8%	93%	55	7%	100%	807	115
	<b>Circuit Total</b>	<b>4,340</b>	<b>92%</b>	<b>92%</b>	<b>197</b>	<b>4%</b>	<b>96%</b>	<b>179</b>	<b>4%</b>	<b>100%</b>	<b>4,716</b>	<b>109</b>
26	Camden	2,442	91%	91%	131	5%	96%	120	4%	100%	2,693	80
	Laclede	1,417	95%	95%	48	3%	99%	20	1%	100%	1,485	78
	Miller	746	83%	83%	66	7%	90%	88	10%	100%	900	107
	Moniteau	506	94%	94%	21	4%	98%	9	2%	100%	536	56
	Morgan	487	81%	81%	48	8%	89%	66	11%	100%	601	117
	<b>Circuit Total</b>	<b>5,598</b>	<b>90%</b>	<b>90%</b>	<b>314</b>	<b>5%</b>	<b>95%</b>	<b>303</b>	<b>5%</b>	<b>100%</b>	<b>6,215</b>	<b>85</b>
27	Bates	516	59%	59%	95	11%	70%	267	30%	100%	878	199
	Henry	648	87%	87%	57	8%	94%	42	6%	100%	747	116
	St. Clair	463	93%	93%	17	3%	97%	16	3%	100%	496	77
	<b>Circuit Total</b>	<b>1,627</b>	<b>77%</b>	<b>77%</b>	<b>169</b>	<b>8%</b>	<b>85%</b>	<b>325</b>	<b>15%</b>	<b>100%</b>	<b>2,121</b>	<b>141</b>
28	Barton	186	87%	87%	14	7%	93%	15	7%	100%	215	93
	Cedar	491	87%	87%	38	7%	93%	38	7%	100%	567	93
	Dade	186	80%	80%	21	9%	89%	26	11%	100%	233	114
	Vernon	1,017	89%	89%	54	5%	94%	67	6%	100%	1,138	89
	<b>Circuit Total</b>	<b>1,880</b>	<b>87%</b>	<b>87%</b>	<b>127</b>	<b>6%</b>	<b>93%</b>	<b>146</b>	<b>7%</b>	<b>100%</b>	<b>2,153</b>	<b>93</b>
29	Jasper	2,599	77%	77%	317	9%	87%	453	13%	100%	3,369	127
	<b>Circuit Total</b>	<b>2,599</b>	<b>77%</b>	<b>77%</b>	<b>317</b>	<b>9%</b>	<b>87%</b>	<b>453</b>	<b>13%</b>	<b>100%</b>	<b>3,369</b>	<b>127</b>
30	Benton	631	79%	79%	82	10%	90%	81	10%	100%	794	121
	Dallas	990	97%	97%	22	2%	99%	10	1%	100%	1,022	57
	Hickory	256	94%	94%	10	4%	98%	5	2%	100%	271	62
	Polk	751	88%	88%	58	7%	95%	40	5%	100%	849	94
	Webster	948	90%	90%	83	8%	97%	28	3%	100%	1,059	85
	<b>Circuit Total</b>	<b>3,576</b>	<b>90%</b>	<b>90%</b>	<b>255</b>	<b>6%</b>	<b>96%</b>	<b>164</b>	<b>4%</b>	<b>100%</b>	<b>3,995</b>	<b>85</b>
31	Greene	7,970	83%	83%	706	7%	90%	961	10%	100%	9,637	125
	<b>Circuit Total</b>	<b>7,970</b>	<b>83%</b>	<b>83%</b>	<b>706</b>	<b>7%</b>	<b>90%</b>	<b>961</b>	<b>10%</b>	<b>100%</b>	<b>9,637</b>	<b>125</b>
32	Bollinger	359	94%	94%	9	2%	96%	14	4%	100%	382	66
	Cape Girardeau	2,077	98%	98%	16	1%	99%	16	1%	100%	2,109	49
	Perry	829	95%	95%	18	2%	97%	23	3%	100%	870	67
	<b>Circuit Total</b>	<b>3,265</b>	<b>97%</b>	<b>97%</b>	<b>43</b>	<b>1%</b>	<b>98%</b>	<b>53</b>	<b>2%</b>	<b>100%</b>	<b>3,361</b>	<b>56</b>
33	Mississippi	838	96%	96%	25	3%	99%	7	1%	100%	870	58
	Scott	1,508	92%	92%	69	4%	96%	61	4%	100%	1,638	89
	<b>Circuit Total</b>	<b>2,346</b>	<b>94%</b>	<b>94%</b>	<b>94</b>	<b>4%</b>	<b>97%</b>	<b>68</b>	<b>3%</b>	<b>100%</b>	<b>2,508</b>	<b>78</b>
34	New Madrid	1,176	94%	94%	39	3%	97%	34	3%	100%	1,249	62
	Pemiscot	1,465	97%	97%	21	1%	98%	31	2%	100%	1,517	50
	<b>Circuit Total</b>	<b>2,641</b>	<b>95%</b>	<b>95%</b>	<b>60</b>	<b>2%</b>	<b>98%</b>	<b>65</b>	<b>2%</b>	<b>100%</b>	<b>2,766</b>	<b>55</b>
35	Dunklin	1,544	95%	95%	28	2%	97%	53	3%	100%	1,625	65
	Stoddard	1,960	94%	94%	34	2%	95%	98	5%	100%	2,092	73
	<b>Circuit Total</b>	<b>3,504</b>	<b>94%</b>	<b>94%</b>	<b>62</b>	<b>2%</b>	<b>96%</b>	<b>151</b>	<b>4%</b>	<b>100%</b>	<b>3,717</b>	<b>70</b>
36	Butler	1,567	92%	92%	79	5%	96%	64	4%	100%	1,710	79
	Ripley	691	85%	85%	62	8%	93%	59	7%	100%	812	84
	<b>Circuit Total</b>	<b>2,258</b>	<b>90%</b>	<b>90%</b>	<b>141</b>	<b>6%</b>	<b>95%</b>	<b>123</b>	<b>5%</b>	<b>100%</b>	<b>2,522</b>	<b>81</b>
37	Carter	243	78%	78%	26	8%	86%	44	14%	100%	313	143
	Howell	1,837	87%	87%	93	4%	92%	172	8%	100%	2,102	116
	Oregon	336	82%	82%	44	11%	92%	32	8%	100%	412	101
	Shannon	485	75%	75%	63	10%	85%	98	15%	100%	646	125
	<b>Circuit Total</b>	<b>2,901</b>	<b>84%</b>	<b>84%</b>	<b>226</b>	<b>7%</b>	<b>90%</b>	<b>346</b>	<b>10%</b>	<b>100%</b>	<b>3,473</b>	<b>118</b>
38	Christian	1,832	82%	82%	185	8%	90%	215	10%	100%	2,232	110
	Taney	2,799	88%	88%	197	6%	94%	192	6%	100%	3,188	92
	<b>Circuit Total</b>	<b>4,631</b>	<b>85%</b>	<b>85%</b>	<b>382</b>	<b>7%</b>	<b>92%</b>	<b>407</b>	<b>8%</b>	<b>100%</b>	<b>5,420</b>	<b>99</b>
39	Barry	803	58%	58%	134	10%	68%	440	32%	100%	1,377	204
	Lawrence	1,799	81%	81%	152	7%	88%	268	12%	100%	2,219	135
	Stone	1,083	89%	89%	68	6%	95%	65	5%	100%	1,216	90
	<b>Circuit Total</b>	<b>3,685</b>	<b>77%</b>	<b>77%</b>	<b>354</b>	<b>7%</b>	<b>84%</b>	<b>773</b>	<b>16%</b>	<b>100%</b>	<b>4,812</b>	<b>143</b>
40	McDonald	804	83%	83%	62	6%	90%	101	10%	100%	967	99
	Newton	2,364	78%	78%	248	8%	87%	405	13%	100%	3,017	185
	<b>Circuit Total</b>	<b>3,168</b>	<b>80%</b>	<b>80%</b>	<b>310</b>	<b>8%</b>	<b>87%</b>	<b>506</b>	<b>13%</b>	<b>100%</b>	<b>3,984</b>	<b>164</b>
41	Macon	601	93%	93%	29	4%	97%	18	3%	100%	648	72
	Shelby	236	96%	96%	3	1%	98%	6	2%	100%	245	58
	<b>Circuit Total</b>	<b>837</b>	<b>94%</b>	<b>94%</b>	<b>32</b>	<b>4%</b>	<b>97%</b>	<b>24</b>	<b>3%</b>	<b>100%</b>	<b>893</b>	<b>68</b>
42	Crawford	1,387	83%	83%	166	10%	93%	115	7%	100%	1,668	115
	Dent	618	83%	83%	71	9%	92%	60	8%	100%	749	108
	Iron	239	79%	79%	36	12%	91%	28	9%	100%	303	117
	Reynolds	411	93%	93%	11	2%	96%	19	4%	100%	441	87
	Wayne	599	76%	76%	47	6%	82%	144	18%	100%	790	153
	<b>Circuit Total</b>	<b>3,254</b>	<b>82%</b>	<b>82%</b>	<b>331</b>	<b>8%</b>	<b>91%</b>	<b>366</b>	<b>9%</b>	<b>100%</b>	<b>3,951</b>	<b>118</b>
43	Caldwell	334	95%	95%	7	2%	97%	11	3%	100%	352	59
	Clinton	661	79%	79%	80	10%	88%	98	12%	100%	839	123
	Davies	369	90%	90%	20	5%	95%	22	5%	100%	411	101
	DeKalb	444	93%	93%	18	4%	96%	18	4%	100%	480	90
	Livingston	532	97%	97%	9	2%	98%	10	2%	100%	551	54
	<b>Circuit Total</b>	<b>2,340</b>	<b>89%</b>	<b>89%</b>	<b>134</b>	<b>5%</b>	<b>94%</b>	<b>159</b>	<b>6%</b>	<b>100%</b>	<b>2,633</b>	<b>91</b>
44	Douglas	375	82%	82%	40	9%	91%	41	9%	100%	456	109
	Ozark	280	89%	89%	16	5%	94%	19	6%	100%	315	109
	Wright	531	92%	92%	32	6%	97%	16	3%	100%	579	81
	<b>Circuit Total</b>	<b>1,186</b>	<b>88%</b>	<b>88%</b>	<b>88</b>	<b>7%</b>	<b>94%</b>	<b>76</b>	<b>6%</b>	<b>100%</b>	<b>1,350</b>	<b>97</b>
45	Lincoln	1,462	85%	85%	108	6%	91%	152	9%	100%	1,722	111
	Pike	360	82%	82%	32	7%	89%	49	11%	100%	441	119
	<b>Circuit Total</b>	<b>1,822</b>	<b>84%</b>	<b>84%</b>	<b>140</b>	<b>6%</b>	<b>91%</b>	<b>201</b>	<b>9%</b>	<b>100%</b>	<b>2,163</b>	<b>113</b>
<b>STATE TOTAL</b>		<b>140,572</b>	<b>83%</b>	<b>83%</b>	<b>11,941</b>	<b>7%</b>	<b>90%</b>	<b>16,181</b>	<b>10%</b>	<b>100%</b>	<b>168,694</b>	<b>120</b>



**Table 68**  
**Age of Cases at Disposition, FY 2012**  
**Percentage of Cases Within Time Standards Limits**

Circuit	Circuit Civil		Domestic Relations		Circuit Felony		Associate Civil		Associate Criminal	
	90% in 24 mos	95% in 30 mos	90% in 10 mos	95% in 14 mos	90% in 10 mos	95% in 14 mos	90% in 6 mos	95% in 12 mos	90% in 6 mos	95% in 8 mos
1	96%	98%	95%	98%	95%	100%	97%	100%	97%	98%
2	79%	86%	92%	96%	85%	91%	97%	99%	95%	97%
3	93%	98%	91%	96%	94%	97%	94%	99%	94%	97%
4	87%	90%	89%	95%	87%	96%	94%	99%	92%	97%
5	97%	99%	98%	100%	97%	99%	90%	98%	96%	98%
6	85%	89%	85%	90%	83%	92%	92%	99%	84%	92%
7	87%	93%	78%	85%	81%	90%	94%	100%	84%	93%
8	77%	82%	90%	95%	92%	96%	88%	97%	85%	94%
9	82%	89%	89%	95%	98%	100%	89%	97%	85%	93%
10	96%	100%	96%	99%	97%	99%	97%	100%	97%	98%
11	82%	88%	87%	94%	93%	97%	82%	96%	67%	79%
12	82%	86%	88%	92%	92%	95%	90%	97%	88%	94%
13	86%	92%	89%	95%	94%	99%	84%	98%	78%	91%
14	99%	100%	94%	98%	96%	98%	97%	100%	96%	98%
15	93%	95%	84%	90%	92%	96%	91%	99%	89%	95%
16	91%	96%	90%	95%	87%	93%	80%	96%	80%	89%
17	87%	93%	83%	89%	86%	93%	83%	98%	88%	95%
18	94%	96%	90%	94%	90%	94%	89%	98%	87%	95%
19	94%	97%	94%	97%	87%	95%	96%	99%	96%	99%
20	81%	89%	85%	91%	77%	87%	80%	96%	67%	79%
21	92%	96%	89%	96%	83%	91%	83%	98%	83%	89%
22	91%	95%	87%	93%	69%	83%	88%	98%	87%	92%
23	88%	91%	82%	90%	92%	95%	87%	98%	56%	71%
24	84%	88%	81%	87%	83%	90%	81%	96%	68%	78%
25	77%	82%	84%	88%	83%	88%	88%	94%	92%	96%
26	82%	88%	87%	95%	79%	85%	90%	98%	90%	95%
27	66%	72%	89%	93%	86%	93%	88%	97%	77%	85%
28	86%	91%	90%	95%	90%	97%	84%	95%	87%	93%
29	72%	86%	91%	95%	76%	88%	81%	95%	77%	87%
30	74%	82%	88%	94%	80%	87%	87%	98%	90%	96%
31	77%	83%	91%	96%	65%	79%	87%	97%	83%	90%
32	94%	98%	90%	95%	97%	98%	86%	97%	97%	98%
33	74%	78%	92%	95%	86%	93%	94%	99%	94%	97%
34	82%	88%	85%	90%	89%	95%	95%	99%	95%	98%
35	76%	84%	84%	89%	86%	89%	90%	98%	94%	96%
36	86%	92%	94%	97%	92%	96%	85%	98%	90%	95%
37	78%	89%	91%	95%	79%	86%	78%	93%	84%	90%
38	66%	73%	80%	85%	74%	85%	76%	92%	85%	92%
39	83%	87%	87%	92%	76%	84%	87%	97%	77%	84%
40	79%	82%	87%	92%	80%	89%	83%	93%	80%	87%
41	82%	90%	87%	92%	89%	95%	90%	99%	94%	97%
42	82%	90%	86%	91%	89%	95%	80%	96%	82%	91%
43	81%	88%	79%	85%	91%	96%	88%	97%	89%	94%
44	83%	89%	87%	91%	86%	92%	92%	99%	88%	94%
45	96%	98%	92%	97%	89%	94%	96%	100%	84%	91%
State Total:	87%	91%	88%	93%	84%	91%	85%	97%	83%	90%

Data outlined represent achievement of time standards category.

**Table 69**  
**Circuit Court, FY 2012**  
**Child Abuse and Neglect Hearings**

Data are based on reports submitted by the presiding judge of each circuit as required by Court Operating Rule 23.01.

Circuit	Hearings Held Timely		Hearings Held Late		Hearings Due Not Held		Total Hearings
	# of Hearings	(%)	# of Hearings	(%)	# of Hearings	(%)	
1	204	(100)	0	(0)	0	(0)	204
2	390	(100)	0	(0)	0	(0)	390
3	289	(100)	0	(0)	0	(0)	289
4	211	(100)	1	(0)	0	(0)	212
5	162	(100)	0	(0)	0	(0)	162
6	122	(100)	0	(0)	0	(0)	122
7	316	(95)	12	(4)	3	(1)	331
8	33	(100)	0	(0)	0	(0)	33
9	162	(94)	5	(3)	5	(3)	172
10	231	(100)	1	(0)	0	(0)	232
11	958	(92)	69	(7)	19	(2)	1,046
12	441	(96)	19	(4)	1	(0)	461
13	1,168	(100)	0	(0)	0	(0)	1,168
14	420	(100)	1	(0)	0	(0)	421
15	381	(99)	1	(0)	4	(1)	386
16	4,840	(98)	54	(1)	40	(1)	4,934
17	1,122	(96)	26	(2)	21	(2)	1,169
18	483	(100)	0	(0)	0	(0)	483
19	507	(98)	10	(2)	3	(1)	520
20	915	(93)	46	(5)	19	(2)	980
21	3,437	(97)	62	(2)	52	(1)	3,551
22	2,510	(100)	0	(0)	1	(0)	2,511
23	2,125	(98)	22	(1)	31	(1)	2,178
24	1,321	(99)	8	(1)	0	(0)	1,329
25	905	(100)	0	(0)	0	(0)	905
26	1,419	(100)	0	(0)	0	(0)	1,419
27	532	(96)	21	(4)	3	(1)	556
28	252	(87)	29	(10)	9	(3)	290
29	1,758	(93)	100	(5)	24	(1)	1,882
30	534	(100)	0	(0)	0	(0)	534
31	3,391	(99)	18	(1)	1	(0)	3,410
32	621	(98)	8	(1)	6	(1)	635
33	437	(100)	0	(0)	2	(0)	439
34	380	(97)	10	(3)	2	(1)	392
35	1,599	(98)	17	(1)	19	(1)	1,635
36	699	(96)	26	(4)	5	(1)	730
37	180	(98)	2	(1)	1	(1)	183
38	921	(100)	1	(0)	0	(0)	922
39	1,104	(100)	5	(0)	0	(0)	1,109
40	1,054	(96)	41	(4)	8	(1)	1,103
41	286	(97)	8	(3)	0	(0)	294
42	609	(98)	12	(2)	3	(0)	624
43	375	(99)	4	(1)	1	(0)	380
44	409	(100)	1	(0)	0	(0)	410
45	607	(97)	8	(1)	10	(2)	625
<b>Total</b>	<b>40,820</b>	<b>(98)</b>	<b>648</b>	<b>(2)</b>	<b>293</b>	<b>(1)</b>	<b>41,761</b>

( ) : percentage of current circuit total

**Table 70**  
**Circuit Court, FY 2012**  
**Child Abuse and Neglect Hearings**  
**Reason for Delay**

	Reason for Delay	
	# of Hearings	(%)
Unavailable Court Date	101	10.7%
Unavailable Judicial Officer	10	1.1%
Unavailable Counsel/GAL	127	13.5%
Unavailable Lay Witness	4	0.4%
Unavailable Professional Witness	10	1.1%
Unavailable Medical Evidence	19	2.0%
Unavailable Child Service Worker	3	0.3%
Unavailable Juvenile Officer	4	0.4%
Unavailable Parent	28	3.0%
Unavailable Report from Third Party	7	0.7%
Unavailable Report from DSS CD	6	0.6%
Change of Judge	46	4.9%
Contested Hearing Requested	104	11.1%
Parent Requesting Attorney	146	15.5%
Unsuccessful Service	9	1.0%
Order for Publication Issued	9	1.0%
Other	308	32.7%
Reason Not Reported*	0	0.0%
<b>Total</b>	<b>941</b>	<b>100.0%</b>

\*Category "Reason Not Reported" is now being reported when delay reasons are not provided.

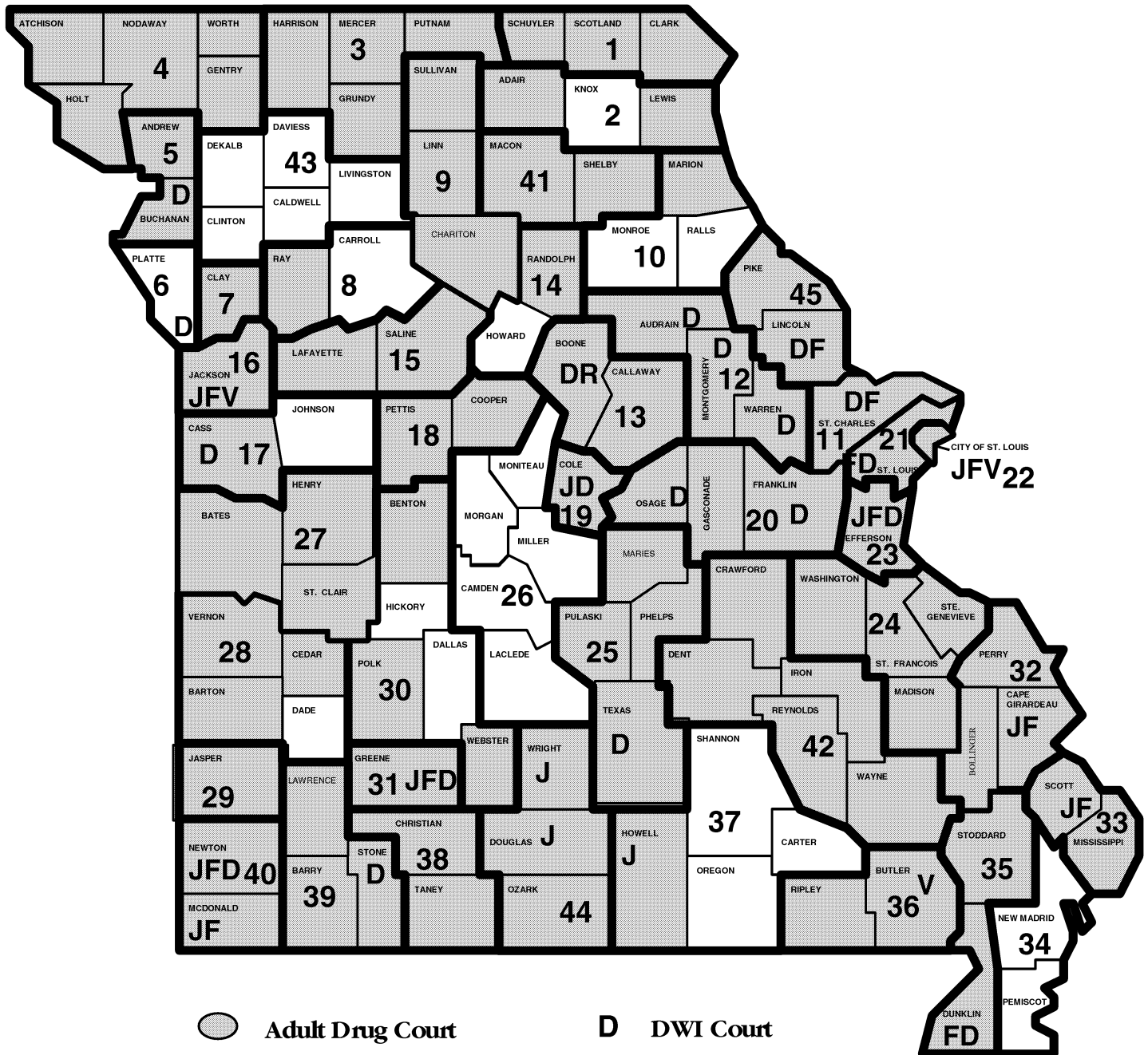
---

# CIRCUIT COURT

---

## Treatment Court

# Missouri Treatment Courts



July 26, 2012

Table 71

## Treatment Court, FY 2012

## Admissions and Exits by Disposition Type

Note: Termination includes termination, voluntary withdrawal, administrative discharge, and dismissal docket types.  
Includes reintegration, DWI, veterans, and adult, family, and juvenile drug court participants.

Cir. No.	County	Admissions	Exits	Graduates	Exit Disposition			Participants as of 6/30/2012
					% Total	Terminations	% Total	
1	Clark	16	13	5	38.5%	8	61.5%	24
	Schuyler	0	0	0		0		0
	Scotland	0	2	2	100.0%	0	0.0%	1
	<b>Circuit Total</b>	<b>16</b>	<b>15</b>	<b>7</b>	<b>46.7%</b>	<b>8</b>	<b>53.3%</b>	<b>25</b>
2	Adair	14	5	5	100.0%	0	0.0%	32
	Knox	0	0	0		0		0
	Lewis	10	4	0	0.0%	4	100.0%	18
	<b>Circuit Total</b>	<b>24</b>	<b>9</b>	<b>5</b>	<b>55.6%</b>	<b>4</b>	<b>44.4%</b>	<b>50</b>
3	Grundy	6	6	2	33.3%	4	66.7%	3
	Harrison	6	7	2	28.6%	5	71.4%	5
	Mercer	3	2	1	50.0%	1	50.0%	3
	Putnam	5	2	1	50.0%	1	50.0%	6
	<b>Circuit Total</b>	<b>20</b>	<b>17</b>	<b>6</b>	<b>35.3%</b>	<b>11</b>	<b>64.7%</b>	<b>17</b>
4	Atchison	1	1	0	0.0%	1	100.0%	1
	Gentry	0	1	0	0.0%	1	100.0%	0
	Holt	3	2	1	50.0%	1	50.0%	1
	Nodaway	10	6	4	66.7%	2	33.3%	8
	Worth	1	0	0		0		1
	<b>Circuit Total</b>	<b>15</b>	<b>10</b>	<b>5</b>	<b>50.0%</b>	<b>5</b>	<b>50.0%</b>	<b>11</b>
5	Andrew	0	0	0		0		0
	Buchanan	117	53	15	28.3%	38	71.7%	191
	<b>Circuit Total</b>	<b>117</b>	<b>53</b>	<b>15</b>	<b>28.3%</b>	<b>38</b>	<b>71.7%</b>	<b>191</b>
6	Platte	24	3	0	0.0%	3	100.0%	35
	<b>Circuit Total</b>	<b>24</b>	<b>3</b>	<b>0</b>	<b>0.0%</b>	<b>3</b>	<b>100.0%</b>	<b>35</b>
7	Clay	21	20	12	60.0%	8	40.0%	37
	<b>Circuit Total</b>	<b>21</b>	<b>20</b>	<b>12</b>	<b>60.0%</b>	<b>8</b>	<b>40.0%</b>	<b>37</b>
8	Carroll	0	0	0		0		0
	Ray	9	6	3	50.0%	3	50.0%	33
	<b>Circuit Total</b>	<b>9</b>	<b>6</b>	<b>3</b>	<b>50.0%</b>	<b>3</b>	<b>50.0%</b>	<b>33</b>
9	Chariton	9	0	0		0		8
	Linn	24	20	4	20.0%	16	80.0%	24
	Sullivan	7	9	3	33.3%	6	66.7%	4
	<b>Circuit Total</b>	<b>40</b>	<b>29</b>	<b>7</b>	<b>24.1%</b>	<b>22</b>	<b>75.9%</b>	<b>36</b>
10	Marion	11	7	4	57.1%	3	42.9%	20
	Monroe	0	0	0		0		0
	Ralls	0	0	0		0		0
	<b>Circuit Total</b>	<b>11</b>	<b>7</b>	<b>4</b>	<b>57.1%</b>	<b>3</b>	<b>42.9%</b>	<b>20</b>
11	St. Charles	141	147	91	61.9%	56	38.1%	166
	<b>Circuit Total</b>	<b>141</b>	<b>147</b>	<b>91</b>	<b>61.9%</b>	<b>56</b>	<b>38.1%</b>	<b>166</b>
12	Audrain	16	4	0	0.0%	4	100.0%	21
	Montgomery	3	6	4	66.7%	2	33.3%	6
	Warren	16	11	6	54.5%	5	45.5%	35
	<b>Circuit Total</b>	<b>35</b>	<b>21</b>	<b>10</b>	<b>47.6%</b>	<b>11</b>	<b>52.4%</b>	<b>62</b>
13	Boone	164	172	103	59.9%	69	40.1%	123
	Callaway	25	18	3	16.7%	15	83.3%	20
	<b>Circuit Total</b>	<b>189</b>	<b>190</b>	<b>106</b>	<b>55.8%</b>	<b>84</b>	<b>44.2%</b>	<b>143</b>
14	Howard	0	0	0		0		0
	Randolph	17	23	7	30.4%	16	69.6%	14
	<b>Circuit Total</b>	<b>17</b>	<b>23</b>	<b>7</b>	<b>30.4%</b>	<b>16</b>	<b>69.6%</b>	<b>14</b>
15	Lafayette	16	20	14	70.0%	6	30.0%	24
	Saline	13	11	3	27.3%	8	72.7%	11
	<b>Circuit Total</b>	<b>29</b>	<b>31</b>	<b>17</b>	<b>54.8%</b>	<b>14</b>	<b>45.2%</b>	<b>35</b>
16	Jackson	326	309	187	60.5%	122	39.5%	556
	<b>Circuit Total</b>	<b>326</b>	<b>309</b>	<b>187</b>	<b>60.5%</b>	<b>122</b>	<b>39.5%</b>	<b>556</b>
17	Cass	26	11	8	72.7%	3	27.3%	45
	Johnson	0	0	0		0		0
	<b>Circuit Total</b>	<b>26</b>	<b>11</b>	<b>8</b>	<b>72.7%</b>	<b>3</b>	<b>27.3%</b>	<b>45</b>
18	Cooper	7	8	8	100.0%	0	0.0%	12
	Pettis	11	9	5	55.6%	4	44.4%	9
	<b>Circuit Total</b>	<b>18</b>	<b>17</b>	<b>13</b>	<b>76.5%</b>	<b>4</b>	<b>23.5%</b>	<b>21</b>
19	Cole	63	18	8	44.4%	10	55.6%	81
	<b>Circuit Total</b>	<b>63</b>	<b>18</b>	<b>8</b>	<b>44.4%</b>	<b>10</b>	<b>55.6%</b>	<b>81</b>
20	Franklin	48	47	24	51.1%	23	48.9%	61
	Gasconade	5	5	3	60.0%	2	40.0%	8
	Osage	7	7	5	71.4%	2	28.6%	9
	<b>Circuit Total</b>	<b>60</b>	<b>59</b>	<b>32</b>	<b>54.2%</b>	<b>27</b>	<b>45.8%</b>	<b>78</b>
21	St. Louis County	147	89	67	75.3%	22	24.7%	172
	<b>Circuit Total</b>	<b>147</b>	<b>89</b>	<b>67</b>	<b>75.3%</b>	<b>22</b>	<b>24.7%</b>	<b>172</b>
22	St. Louis City	268	297	129	43.4%	168	56.6%	278
	<b>Circuit Total</b>	<b>268</b>	<b>297</b>	<b>129</b>	<b>43.4%</b>	<b>168</b>	<b>56.6%</b>	<b>278</b>

**Table 71**  
**Treatment Court, FY 2012**  
**Admissions and Exits by Disposition Type**

Cir. No.	County	Admissions	Exits	Graduates	Exit Disposition			Participants as of 6/30/2012
					% Total	Terminations	% Total	
23	Jefferson	46	54	35	64.8%	19	35.2%	48
	<b>Circuit Total</b>	<b>46</b>	<b>54</b>	<b>35</b>	<b>64.8%</b>	<b>19</b>	<b>35.2%</b>	<b>48</b>
24	Madison	5	0	0		0		8
	St. Francois	9	7	6	85.7%	1	14.3%	16
	Ste. Genevieve	5	3	3	100.0%	0	0.0%	7
	Washington	0	4	4	100.0%	0	0.0%	7
	<b>Circuit Total</b>	<b>19</b>	<b>14</b>	<b>13</b>	<b>92.9%</b>	<b>1</b>	<b>7.1%</b>	<b>38</b>
25	Maries	0	0	0		0		0
	Phelps	14	17	7	41.2%	10	58.8%	17
	Pulaski	10	3	2	66.7%	1	33.3%	12
	Texas	5	7	4	57.1%	3	42.9%	10
	<b>Circuit Total</b>	<b>29</b>	<b>27</b>	<b>13</b>	<b>48.1%</b>	<b>14</b>	<b>51.9%</b>	<b>39</b>
27	Bates	6	0	0		0		12
	Henry	6	3	1	33.3%	2	66.7%	9
	St. Clair	3	3	2	66.7%	1	33.3%	5
	<b>Circuit Total</b>	<b>15</b>	<b>6</b>	<b>3</b>	<b>50.0%</b>	<b>3</b>	<b>50.0%</b>	<b>26</b>
28	Barton	5	8	6	75.0%	2	25.0%	10
	Cedar	8	3	1	33.3%	2	66.7%	11
	Dade	0	0	0		0		0
	Vernon	8	8	3	37.5%	5	62.5%	21
	<b>Circuit Total</b>	<b>21</b>	<b>19</b>	<b>10</b>	<b>52.6%</b>	<b>9</b>	<b>47.4%</b>	<b>42</b>
29	Jasper	20	18	8	44.4%	10	55.6%	14
	<b>Circuit Total</b>	<b>20</b>	<b>18</b>	<b>8</b>	<b>44.4%</b>	<b>10</b>	<b>55.6%</b>	<b>14</b>
30	Benton	0	0	0		0		5
	Dallas	0	0	0		0		0
	Hickory	0	0	0		0		0
	Polk	18	15	1	6.7%	14	93.3%	9
	Webster	10	8	4	50.0%	4	50.0%	13
	<b>Circuit Total</b>	<b>28</b>	<b>23</b>	<b>5</b>	<b>21.7%</b>	<b>18</b>	<b>78.3%</b>	<b>27</b>
31	Greene	308	196	116	59.2%	80	40.8%	530
	<b>Circuit Total</b>	<b>308</b>	<b>196</b>	<b>116</b>	<b>59.2%</b>	<b>80</b>	<b>40.8%</b>	<b>530</b>
32	Bollinger	0	0	0		0		0
	Cape Girardeau	62	71	37	52.1%	34	47.9%	44
	Perry	1	5	3	60.0%	2	40.0%	1
	<b>Circuit Total</b>	<b>63</b>	<b>76</b>	<b>40</b>	<b>52.6%</b>	<b>36</b>	<b>47.4%</b>	<b>45</b>
33	Mississippi	13	10	3	30.0%	7	70.0%	17
	Scott	22	28	14	50.0%	14	50.0%	31
	<b>Circuit Total</b>	<b>35</b>	<b>38</b>	<b>17</b>	<b>44.7%</b>	<b>21</b>	<b>55.3%</b>	<b>48</b>
35	Dunklin	27	18	9	50.0%	9	50.0%	39
	Stoddard	11	5	3	60.0%	2	40.0%	24
	<b>Circuit Total</b>	<b>38</b>	<b>23</b>	<b>12</b>	<b>52.2%</b>	<b>11</b>	<b>47.8%</b>	<b>63</b>
36	Butler	36	28	11	39.3%	17	60.7%	38
	Ripley	11	9	5	55.6%	4	44.4%	10
	<b>Circuit Total</b>	<b>47</b>	<b>37</b>	<b>16</b>	<b>43.2%</b>	<b>21</b>	<b>56.8%</b>	<b>48</b>
37	Carter	0	0	0		0		0
	Howell	9	10	5	50.0%	5	50.0%	8
	Oregon	0	0	0		0		0
	Shannon	0	0	0		0		0
	<b>Circuit Total</b>	<b>9</b>	<b>10</b>	<b>5</b>	<b>50.0%</b>	<b>5</b>	<b>50.0%</b>	<b>8</b>
38	Christian	23	21	10	47.6%	11	52.4%	25
	Taney	25	22	16	72.7%	6	27.3%	25
	<b>Circuit Total</b>	<b>48</b>	<b>43</b>	<b>26</b>	<b>60.5%</b>	<b>17</b>	<b>39.5%</b>	<b>50</b>
39	Barry	21	14	8	57.1%	6	42.9%	27
	Lawrence	25	1	0	0.0%	1	100.0%	28
	Stone	54	28	20	71.4%	8	28.6%	87
	<b>Circuit Total</b>	<b>100</b>	<b>43</b>	<b>28</b>	<b>65.1%</b>	<b>15</b>	<b>34.9%</b>	<b>142</b>
40	McDonald	9	9	7	77.8%	2	22.2%	9
	Newton	58	19	13	68.4%	6	31.6%	76
	<b>Circuit Total</b>	<b>67</b>	<b>28</b>	<b>20</b>	<b>71.4%</b>	<b>8</b>	<b>28.6%</b>	<b>85</b>
41	Macon	5	4	3	75.0%	1	25.0%	10
	Shelby	0	0	0		0		0
	<b>Circuit Total</b>	<b>5</b>	<b>4</b>	<b>3</b>	<b>75.0%</b>	<b>1</b>	<b>25.0%</b>	<b>10</b>
42	Crawford	17	11	5	45.5%	6	54.5%	17
	Dent	12	6	2	33.3%	4	66.7%	12
	Iron	4	9	7	77.8%	2	22.2%	4
	Reynolds	5	1	0	0.0%	1	100.0%	12
	Wayne	16	6	3	50.0%	3	50.0%	21
	<b>Circuit Total</b>	<b>54</b>	<b>33</b>	<b>17</b>	<b>51.5%</b>	<b>16</b>	<b>48.5%</b>	<b>66</b>
44	Douglas	20	12	8	66.7%	4	33.3%	17
	Ozark	8	5	3	60.0%	2	40.0%	8
	Wright	31	26	11	42.3%	15	57.7%	32
	<b>Circuit Total</b>	<b>59</b>	<b>43</b>	<b>22</b>	<b>51.2%</b>	<b>21</b>	<b>48.8%</b>	<b>57</b>
45	Lincoln	54	37	14	37.8%	23	62.2%	53
	Pike	0	0	0		0		0
	<b>Circuit Total</b>	<b>54</b>	<b>37</b>	<b>14</b>	<b>37.8%</b>	<b>23</b>	<b>62.2%</b>	<b>53</b>
	<b>STATE TOTAL</b>	<b>2,681</b>	<b>2,153</b>	<b>1,162</b>	<b>54.0%</b>	<b>991</b>	<b>46.0%</b>	<b>3,545</b>

Table 72

## Treatment Court - DWI Case Types Only, FY 2012

## Admissions and Exits by Disposition Type

Note: Termination includes termination, voluntary withdrawal, administrative discharge, and dismissal docket types.

Cir. No.	County	Admissions	Exits	Graduates	Exit Disposition		Participants as of 6/30/2012
					% Total	Terminations % Total	
1	Clark	3	0	0		0	5
	Schuyler	0	0	0		0	0
	Scotland	0	0	0		0	0
	<b>Circuit Total</b>	<b>3</b>	<b>0</b>	<b>0</b>		<b>0</b>	<b>5</b>
2	Adair	0	0	0		0	0
	Knox	0	0	0		0	0
	Lewis	0	0	0		0	0
	<b>Circuit Total</b>	<b>0</b>	<b>0</b>	<b>0</b>		<b>0</b>	<b>0</b>
3	Grundy	0	0	0		0	0
	Harrison	0	0	0		0	0
	Mercer	0	0	0		0	0
	Putnam	0	0	0		0	0
	<b>Circuit Total</b>	<b>0</b>	<b>0</b>	<b>0</b>		<b>0</b>	<b>0</b>
4	Atchison	0	0	0		0	0
	Gentry	0	0	0		0	0
	Holt	0	0	0		0	0
	Nodaway	0	0	0		0	0
	Worth	0	0	0		0	0
	<b>Circuit Total</b>	<b>0</b>	<b>0</b>	<b>0</b>		<b>0</b>	<b>0</b>
5	Andrew	0	0	0		0	0
	Buchanan	40	11	5	45.5%	6 54.5%	57
	<b>Circuit Total</b>	<b>40</b>	<b>11</b>	<b>5</b>	<b>45.5%</b>	<b>6 54.5%</b>	<b>57</b>
6	Platte	24	3	0	0.0%	3 100.0%	35
	<b>Circuit Total</b>	<b>24</b>	<b>3</b>	<b>0</b>	<b>0.0%</b>	<b>3 100.0%</b>	<b>35</b>
7	Clay	0	0	0		0	0
	<b>Circuit Total</b>	<b>0</b>	<b>0</b>	<b>0</b>		<b>0</b>	<b>0</b>
8	Carroll	0	0	0		0	0
	Ray	0	0	0		0	0
	<b>Circuit Total</b>	<b>0</b>	<b>0</b>	<b>0</b>		<b>0</b>	<b>0</b>
9	Chariton	0	0	0		0	0
	Linn	0	0	0		0	0
	Sullivan	0	0	0		0	0
	<b>Circuit Total</b>	<b>0</b>	<b>0</b>	<b>0</b>		<b>0</b>	<b>0</b>
10	Marion	0	0	0		0	0
	Monroe	0	0	0		0	0
	Ralls	0	0	0		0	0
	<b>Circuit Total</b>	<b>0</b>	<b>0</b>	<b>0</b>		<b>0</b>	<b>0</b>
11	St. Charles	83	62	47	75.8%	15 24.2%	93
	<b>Circuit Total</b>	<b>83</b>	<b>62</b>	<b>47</b>	<b>75.8%</b>	<b>15 24.2%</b>	<b>93</b>
12	Audrain	8	1	0	0.0%	1 100.0%	7
	Montgomery	2	4	4	100.0%	0 0.0%	2
	Warren	10	6	4	66.7%	2 33.3%	24
	<b>Circuit Total</b>	<b>20</b>	<b>11</b>	<b>8</b>	<b>72.7%</b>	<b>3 27.3%</b>	<b>33</b>
13	Boone	8	25	24	96.0%	1 4.0%	9
	Callaway	3	1	1	100.0%	0 0.0%	5
	<b>Circuit Total</b>	<b>11</b>	<b>26</b>	<b>25</b>	<b>96.2%</b>	<b>1 3.8%</b>	<b>14</b>
14	Howard	0	0	0		0	0
	Randolph	0	0	0		0	0
	<b>Circuit Total</b>	<b>0</b>	<b>0</b>	<b>0</b>		<b>0</b>	<b>0</b>
15	Lafayette	0	2	2	100.0%	0 0.0%	0
	Saline	0	0	0		0	0
	<b>Circuit Total</b>	<b>0</b>	<b>2</b>	<b>2</b>	<b>100.0%</b>	<b>0 0.0%</b>	<b>0</b>
16	Jackson	0	0	0		0	0
	<b>Circuit Total</b>	<b>0</b>	<b>0</b>	<b>0</b>		<b>0</b>	<b>0</b>
17	Cass	14	2	0	0.0%	2 100.0%	25
	Johnson	0	0	0		0	0
	<b>Circuit Total</b>	<b>14</b>	<b>2</b>	<b>0</b>	<b>0.0%</b>	<b>2 100.0%</b>	<b>25</b>
18	Cooper	0	0	0		0	0
	Pettis	0	0	0		0	0
	<b>Circuit Total</b>	<b>0</b>	<b>0</b>	<b>0</b>		<b>0</b>	<b>0</b>
19	Cole	23	1	0	0.0%	1 100.0%	36
	<b>Circuit Total</b>	<b>23</b>	<b>1</b>	<b>0</b>	<b>0.0%</b>	<b>1 100.0%</b>	<b>36</b>
20	Franklin	15	17	10	58.8%	7 41.2%	22
	Gasconade	3	2	1	50.0%	1 50.0%	4
	Osage	3	1	1	100.0%	0 0.0%	4
	<b>Circuit Total</b>	<b>21</b>	<b>20</b>	<b>12</b>	<b>60.0%</b>	<b>8 40.0%</b>	<b>30</b>
21	St. Louis County	102	4	0	0.0%	4 100.0%	98
	<b>Circuit Total</b>	<b>102</b>	<b>4</b>	<b>0</b>	<b>0.0%</b>	<b>4 100.0%</b>	<b>98</b>
22	St. Louis City	0	0	0		0	0
	<b>Circuit Total</b>	<b>0</b>	<b>0</b>	<b>0</b>		<b>0</b>	<b>0</b>



**Table 72**  
**Treatment Court - DWI Case Types Only, FY 2012**  
**Admissions and Exits by Disposition Type**

Cir. No.	County	Admissions	Exits	Graduates	Exit Disposition			Participants as of 6/30/2012
					% Total	Terminations	% Total	
23	Jefferson	11	8	7	87.5%	1	12.5%	13
	<b>Circuit Total</b>	<b>11</b>	<b>8</b>	<b>7</b>	<b>87.5%</b>	<b>1</b>	<b>12.5%</b>	<b>13</b>
24	Madison	0	0	0		0		0
	St. Francois	0	0	0		0		0
	Ste. Genevieve	0	0	0		0		0
	Washington	0	0	0		0		0
	<b>Circuit Total</b>	<b>0</b>	<b>0</b>	<b>0</b>		<b>0</b>		<b>0</b>
25	Maries	0	0	0		0		0
	Phelps	0	0	0		0		0
	Pulaski	0	0	0		0		0
	Texas	2	1	1	100.0%	0	0.0%	2
	<b>Circuit Total</b>	<b>2</b>	<b>1</b>	<b>1</b>	<b>100.0%</b>	<b>0</b>	<b>0.0%</b>	<b>2</b>
27	Bates	0	0	0		0		2
	Henry	0	0	0		0		0
	St. Clair	0	0	0		0		0
	<b>Circuit Total</b>	<b>0</b>	<b>0</b>	<b>0</b>		<b>0</b>		<b>2</b>
28	Barton	1	0	0		0		1
	Cedar	5	0	0		0		5
	Dade	0	0	0		0		0
	Vernon	5	0	0		0		5
	<b>Circuit Total</b>	<b>11</b>	<b>0</b>	<b>0</b>		<b>0</b>		<b>11</b>
29	Jasper	0	0	0		0		0
	<b>Circuit Total</b>	<b>0</b>	<b>0</b>	<b>0</b>		<b>0</b>		<b>0</b>
30	Benton	0	0	0		0		0
	Dallas	0	0	0		0		0
	Hickory	0	0	0		0		0
	Polk	0	0	0		0		0
	Webster	0	0	0		0		0
	<b>Circuit Total</b>	<b>0</b>	<b>0</b>	<b>0</b>		<b>0</b>		<b>0</b>
31	Greene	105	67	54	80.6%	13	19.4%	235
	<b>Circuit Total</b>	<b>105</b>	<b>67</b>	<b>54</b>	<b>80.6%</b>	<b>13</b>	<b>19.4%</b>	<b>235</b>
32	Bollinger	0	0	0		0		0
	Cape Girardeau	9	6	3	50.0%	3	50.0%	13
	Perry	1	0	0		0		1
	<b>Circuit Total</b>	<b>10</b>	<b>6</b>	<b>3</b>	<b>50.0%</b>	<b>3</b>	<b>50.0%</b>	<b>14</b>
33	Mississippi	0	0	0		0		0
	Scott	0	0	0		0		0
	<b>Circuit Total</b>	<b>0</b>	<b>0</b>	<b>0</b>		<b>0</b>		<b>0</b>
35	Dunklin	5	1	1	100.0%	0	0.0%	13
	Stoddard	3	0	0		0		3
	<b>Circuit Total</b>	<b>8</b>	<b>1</b>	<b>1</b>	<b>100.0%</b>	<b>0</b>	<b>0.0%</b>	<b>16</b>
36	Butler	5	10	4	40.0%	6	60.0%	6
	Ripley	2	2	2	100.0%	0	0.0%	5
	<b>Circuit Total</b>	<b>7</b>	<b>12</b>	<b>6</b>	<b>50.0%</b>	<b>6</b>	<b>50.0%</b>	<b>11</b>
37	Carter	0	0	0		0		0
	Howell	0	0	0		0		0
	Oregon	0	0	0		0		0
	Shannon	0	0	0		0		0
	<b>Circuit Total</b>	<b>0</b>	<b>0</b>	<b>0</b>		<b>0</b>		<b>0</b>
38	Christian	0	0	0		0		0
	Taney	0	0	0		0		0
	<b>Circuit Total</b>	<b>0</b>	<b>0</b>	<b>0</b>		<b>0</b>		<b>0</b>
39	Barry	3	0	0		0		7
	Lawrence	13	0	0		0		15
	Stone	9	6	6	100.0%	0	0.0%	20
	<b>Circuit Total</b>	<b>25</b>	<b>6</b>	<b>6</b>	<b>100.0%</b>	<b>0</b>	<b>0.0%</b>	<b>42</b>
40	McDonald	0	0	0		0		0
	Newton	12	1	0	0.0%	1	100.0%	15
	<b>Circuit Total</b>	<b>12</b>	<b>1</b>	<b>0</b>	<b>0.0%</b>	<b>1</b>	<b>100.0%</b>	<b>15</b>
41	Macon	0	0	0		0		0
	Shelby	0	0	0		0		0
	<b>Circuit Total</b>	<b>0</b>	<b>0</b>	<b>0</b>		<b>0</b>		<b>0</b>
42	Crawford	6	0	0		0		6
	Dent	0	0	0		0		0
	Iron	0	0	0		0		0
	Reynolds	0	0	0		0		0
	Wayne	3	0	0		0		3
	<b>Circuit Total</b>	<b>9</b>	<b>0</b>	<b>0</b>		<b>0</b>		<b>9</b>
44	Douglas	4	0	0		0		4
	Ozark	0	0	0		0		1
	Wright	0	0	0		0		0
	<b>Circuit Total</b>	<b>4</b>	<b>0</b>	<b>0</b>		<b>0</b>		<b>5</b>
45	Lincoln	29	19	12	63.2%	7	36.8%	28
	Pike	0	0	0		0		0
	<b>Circuit Total</b>	<b>29</b>	<b>19</b>	<b>12</b>	<b>63.2%</b>	<b>7</b>	<b>36.8%</b>	<b>28</b>
	<b>STATE TOTAL</b>	<b>574</b>	<b>263</b>	<b>189</b>	<b>71.9%</b>	<b>74</b>	<b>28.1%</b>	<b>829</b>

(This page intentionally left blank.)

---

# **CIRCUIT COURT**

---

## **Other Court Activity**

## Fiscal Year 2012 - Electronic Transfer of Court Records

Tables 73 and 74 summarize the transfer of electronic records from the judiciary to other governmental entities. Following is a brief explanation of each type of electronic transfer.

### ***Table 73. Electronic Transfers - Criminal History, Traffic, NICS and Protection Orders*<sup>1</sup>**

Electronic Criminal History Reporting. Each week, the Missouri judiciary reports criminal charge information from the circuit courts to the Missouri State Highway Patrol (MSHP) Criminal Records Repository. Reporting includes filing, disposition and sentencing information for all felony charges and qualifying misdemeanor and ordinance charges. Only dispositions with an Offense Cycle Number are reported. If even one charge on a case meets the criteria for reporting, all charges on that case will be reported to the MSHP.

Electronic Traffic Reporting. Each day (excluding weekends and holidays), the Missouri judiciary reports traffic offense dispositions to the Missouri Department of Revenue and the MSHP's Driving While Intoxicated Tracking System. Formerly referred to as Record(s) of Conviction, reportable information on traffic violations includes: a) tickets issued by the MSHP and county law enforcement; b) felonies and misdemeanors with associated sentence (e.g., driving while intoxicated, vehicular manslaughter, etc.); c) municipal ordinances adjudicated in a circuit court where the associate judge is a municipal judge; d) bond forfeitures; e) sentences on felonies, misdemeanors and ordinances when the defendant operated a vehicle in the commission of the violation; f) not guilty and suspended imposition of sentence dispositions involving alcohol and substance abuse; and g) dispositions amended, updated and/or corrected by the court. Reporting includes those municipal division courts using the judiciary's statewide case management system.

National Instant Criminal Background Check System (NICS). Each Monday and Thursday (excluding holidays), the Missouri judiciary reports information on litigants meeting the federal firearms prohibition to the MSHP's Criminal Records Repository (CRR). The CRR then reports this information to the federal government's NICS Index. Included in the reporting are defendants in criminal cases found not competent to proceed or not guilty by reason of mental disease, respondents in mental health cases who have been involuntarily committed to the Department of Mental Health, respondents in probate cases who have been declared fully incapacitated/disabled and limited incapacity/disability when the court ordered the firearm prohibition.

Electronic Protection Order Transfer. The Missouri judiciary reports court actions in adult abuse/stalking civil cases directly to law enforcement agencies. Information (i.e., temporary and full orders of protection, modifications, extensions and service) is immediately transferred upon entry into the circuit courts electronic case management system.

### ***Table 74. Electronic Transfers – Prosecuting Attorney, Fine Collection Center and Missouri State Highway Patrol*<sup>2</sup>**

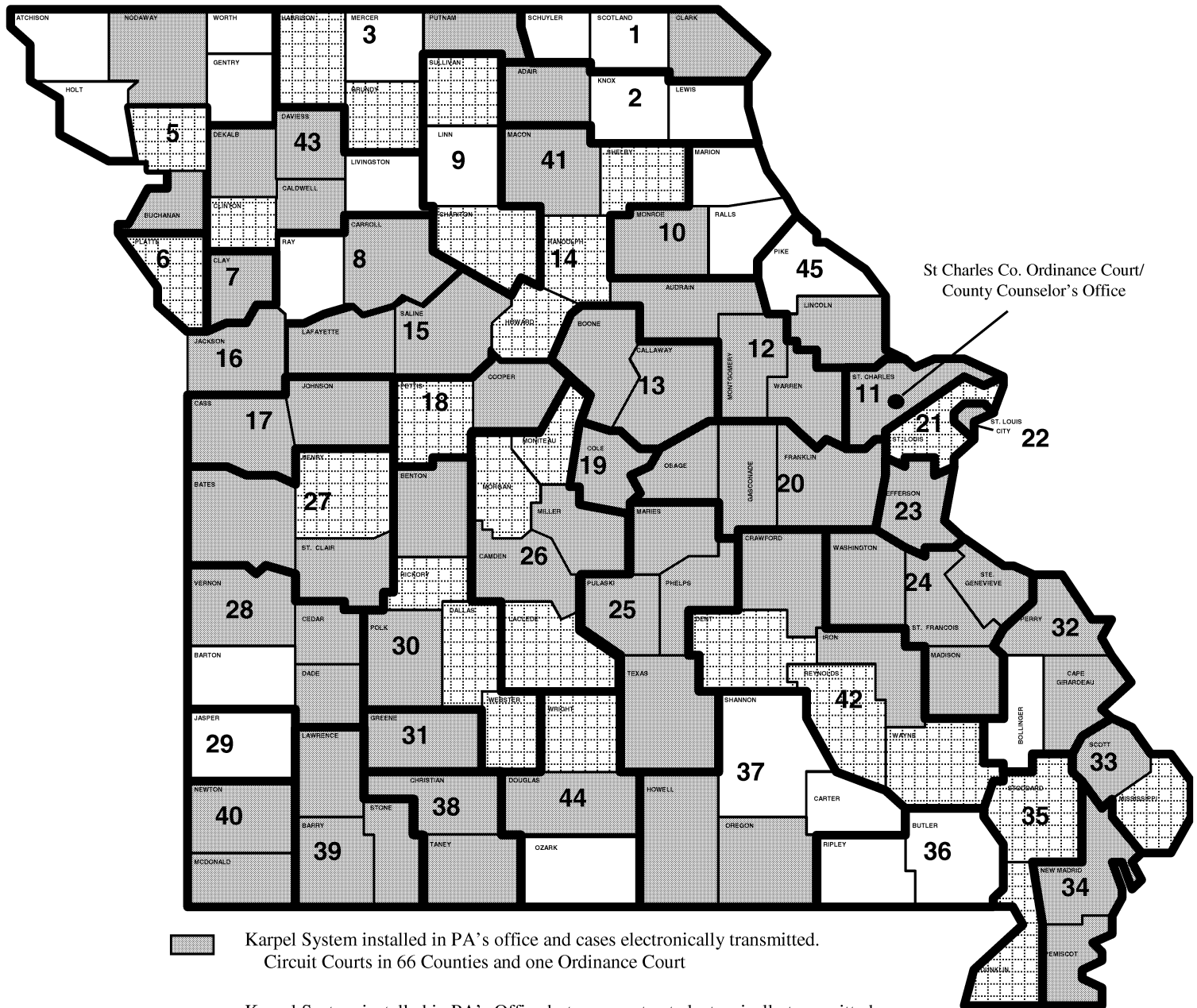
This table summarizes electronic transfers to the judiciary of: a) initial filings from prosecuting attorneys; b) citation notifications from the Fine Collection Center when the defendant pled not guilty or did not respond; and c) serious traffic offenses from the MSHP that cannot be processed through the FCC.

---

<sup>1</sup> Counts are the number of records, not cases, reported to the respective governmental entity. For example; a case with five criminal charges, an original sentence(s) of probation, and subsequent suspension and reinstatement of probation may result in 15-20 Electronic Criminal History Reporting records.

<sup>2</sup> Counts are the number of records transferred to, but not necessarily accepted by, the court. Local court practice may require manual case entry and records not accepted within 90 days of transfer are automatically deleted from the queue. Only transfers from the originating agency to the court are included in the counts. For example, if a case originated with the MSHP but was transferred to the court by the Fine Collection Center, it would be counted as transferred by the MSHP.

**Original Criminal Cases Transmitted Electronically to the Court by the  
Prosecuting Attorney's (PA's ) Office. Implementation Status as of July 25, 2012**



- Karpel System installed in PA's office and cases electronically transmitted.  
Circuit Courts in 66 Counties and one Ordinance Court
- Karpel System installed in PA's Office but cases not yet electronically transmitted.  
Circuit Courts in 26 Counties
- PA does not have an automated case management system capable of transmitting case filings electronically to the court.  
23 Counties

**Table 73**  
**Circuit Court, FY 2012**  
**Electronic Transfers - Criminal History, Traffic, NICS, and Protection Orders\***

Cir No	County	Criminal History Filings Reported to MSHP	Criminal History Dispos Reported to MSHP	Electronic Traffic Reporting Dispos to DOR and MSHP	Nat'l Instant Background Check Reported	Electronic Protection Orders	Totals
1	Circuit Total	2,296	1,288	2,079	8	900	4,275
2	Circuit Total	3,481	2,888	1,994	16	705	5,603
3	Circuit Total	3,915	2,596	2,651	36	1,434	6,717
4	Circuit Total	4,055	2,470	3,642	16	967	7,095
5	Circuit Total	5,316	10,884	5,043	134	2,884	18,945
6	Circuit Total	4,659	3,148	5,032	45	3,598	11,823
7	Circuit Total	10,314	9,409	6,820	32	5,563	21,824
8	Circuit Total	2,195	4,093	1,453	26	840	6,412
9	Circuit Total	3,476	1,792	2,526	26	394	4,738
10	Circuit Total	5,045	3,598	4,220	49	1,873	9,740
11	Circuit Total	16,224	17,097	12,916	106	7,634	37,753
12	Circuit Total	8,429	18,536	6,315	32	2,926	27,809
13	Circuit Total	13,964	23,104	11,501	294	8,524	43,423
14	Circuit Total	4,091	7,145	3,301	24	939	11,409
15	Circuit Total	8,897	6,291	6,624	32	2,027	14,974
16	Circuit Total	16,261	37,825	9,820	279	31,065	78,989
17	Circuit Total	7,445	4,332	7,427	39	4,122	15,920
18	Circuit Total	6,326	6,314	5,261	64	1,509	13,148
19	Circuit Total	4,566	9,215	2,677	49	5,353	17,294
20	Circuit Total	13,814	13,413	12,105	38	5,999	31,555
21	Circuit Total	27,808	24,101	20,516	225	22,749	67,591
22	Circuit Total	16,748	46,861	1,259	272	12,115	60,507
23	Circuit Total	12,156	17,191	8,476	65	10,927	36,659
24	Circuit Total	13,935	13,654	10,668	63	3,562	27,947
25	Circuit Total	15,113	10,075	12,103	67	4,066	26,311
26	Circuit Total	12,766	9,974	11,266	54	3,498	24,792
27	Circuit Total	5,195	2,474	4,322	46	1,485	8,327
28	Circuit Total	4,463	5,004	2,269	63	2,485	9,821
29	Circuit Total	6,797	6,561	4,375	80	7,448	18,464
30	Circuit Total	11,292	7,476	9,583	87	2,937	20,083
31	Circuit Total	10,956	21,469	11,596	139	10,313	43,517
32	Circuit Total	7,641	11,692	5,160	94	4,354	21,300
33	Circuit Total	6,731	9,747	3,609	53	832	14,241
34	Circuit Total	6,695	5,955	4,758	31	1,516	12,260
35	Circuit Total	4,057	4,322	2,848	23	2,898	10,091
36	Circuit Total	5,780	5,063	3,178	113	4,485	12,839
37	Circuit Total	7,060	4,068	7,049	61	3,650	14,828
38	Circuit Total	6,581	6,625	6,402	24	3,402	16,453
39	Circuit Total	7,878	12,536	6,618	63	3,728	22,945
40	Circuit Total	6,713	5,453	9,111	126	2,701	17,391
41	Circuit Total	3,332	2,660	2,287	9	428	5,384
42	Circuit Total	9,215	8,429	9,291	40	2,414	20,174
43	Circuit Total	7,612	5,574	5,945	36	952	12,507
44	Circuit Total	4,136	3,646	2,714	28	1,603	7,991
45	Circuit Total	6,234	9,072	4,787	27	2,124	16,010
STATE TOTAL		371,663	445,120	283,597	3,234	205,928	937,879

\* Reported record is total number of records sent and NOT number of cases reported. For example, one criminal case with five charges, with probation, suspension and reinstatement reported for Criminal History will report at least 20 records.

Table 74

Circuit Court, FY 2012

Electronic Transfers - Prosecuting Attorney, Fine Collection Center and Missouri State Highway Patrol\*

Cir No	County	Prosecuting Attorney Electronic Filing to Court	Fine Collection Records transferred to Court	MSHP Tickets transferred to Court	Totals
1	Clark	152	103	555	810
	Schulyer	0	31	0	31
	Scotland	0	66	0	66
	<b>Circuit Total</b>	<b>152</b>	<b>200</b>	<b>555</b>	<b>907</b>
2	Adair	799	108	838	1,745
	Knox	0	33	171	204
	Lewis	0	146	602	748
	<b>Circuit Total</b>	<b>799</b>	<b>287</b>	<b>1,611</b>	<b>2,697</b>
3	Grundy	0	46	402	448
	Harrison	0	486	0	486
	Mercer	0	28	0	28
	Putnam	2	116	0	118
	<b>Circuit Total</b>	<b>2</b>	<b>676</b>	<b>402</b>	<b>1,080</b>
4	Atchison	0	61	457	518
	Gentry	0	19	0	19
	Holt	0	89	431	520
	Nodaway	8	116	817	941
	Worth	0	11	0	11
	<b>Circuit Total</b>	<b>8</b>	<b>296</b>	<b>1,705</b>	<b>2,009</b>
5	Andrew	0	121	741	862
	Buchanan	2,657	428	1,762	4,847
	<b>Circuit Total</b>	<b>2,657</b>	<b>549</b>	<b>2,503</b>	<b>5,709</b>
6	Platte	0	2,298	1	2,299
	<b>Circuit Total</b>	<b>0</b>	<b>2,298</b>	<b>1</b>	<b>2,299</b>
7	Clay	1,418	995	5,138	7,551
	<b>Circuit Total</b>	<b>1,418</b>	<b>995</b>	<b>5,138</b>	<b>7,551</b>
8	Carroll	121	39	188	348
	Ray	0	163	708	871
	<b>Circuit Total</b>	<b>121</b>	<b>202</b>	<b>896</b>	<b>1,219</b>
9	Chariton	0	36	342	378
	Linn	0	152	894	1,046
	Sullivan	0	52	724	776
	<b>Circuit Total</b>	<b>0</b>	<b>240</b>	<b>1,960</b>	<b>2,200</b>
10	Marion	0	226	0	226
	Monroe	0	91	353	444
	Ralls	0	197	0	197
	<b>Circuit Total</b>	<b>0</b>	<b>514</b>	<b>353</b>	<b>867</b>
11	St. Charles	11,925	1,752	5,960	19,637
	<b>Circuit Total</b>	<b>11,925</b>	<b>1,752</b>	<b>5,960</b>	<b>19,637</b>
12	Audrain	800	81	521	1,402
	Montgomery	262	208	1,020	1,490
	Warren	2,964	522	1,151	4,637
	<b>Circuit Total</b>	<b>4,026</b>	<b>811</b>	<b>2,692</b>	<b>7,529</b>
13	Boone	7,526	1,055	2,228	10,809
	Callaway	1,807	388	2,236	4,431
	<b>Circuit Total</b>	<b>9,333</b>	<b>1,443</b>	<b>4,464</b>	<b>15,240</b>
14	Howard	0	44	269	313
	Randolph	0	165	1,568	1,733
	<b>Circuit Total</b>	<b>0</b>	<b>209</b>	<b>1,837</b>	<b>2,046</b>
15	Lafayette	1,000	844	2,761	4,605
	Saline	896	225	1,490	2,611
	<b>Circuit Total</b>	<b>1,896</b>	<b>1,069</b>	<b>4,251</b>	<b>7,216</b>
16	Jackson	4,630	949	6,021	11,600
	<b>Circuit Total</b>	<b>4,630</b>	<b>949</b>	<b>6,021</b>	<b>11,600</b>
17	Cass	6,435	408	1,655	8,498
	Johnson	3,241	322	2,274	5,837
	<b>Circuit Total</b>	<b>9,676</b>	<b>730</b>	<b>3,929</b>	<b>14,335</b>
18	Cooper	149	174	913	1,236
	Pettis	0	202	1,024	1,226
	<b>Circuit Total</b>	<b>149</b>	<b>376</b>	<b>1,937</b>	<b>2,462</b>
19	Cole	3,030	298	1,283	4,611
	<b>Circuit Total</b>	<b>3,030</b>	<b>298</b>	<b>1,283</b>	<b>4,611</b>
20	Franklin	3,534	2,848	4,913	11,295
	Gasconade	571	77	380	1,028
	Osage	1,059	40	403	1,502
	<b>Circuit Total</b>	<b>5,164</b>	<b>2,965</b>	<b>5,696</b>	<b>13,825</b>
21	St Louis County	14	4,189	12,268	16,471
	<b>Circuit Total</b>	<b>14</b>	<b>4,189</b>	<b>12,268</b>	<b>16,471</b>
22	The City of St. Louis	7,344	16	452	7,812
	<b>Circuit Total</b>	<b>7,344</b>	<b>16</b>	<b>452</b>	<b>7,812</b>
23	Jefferson	4,923	1,105	4,761	10,789
	<b>Circuit Total</b>	<b>4,923</b>	<b>1,105</b>	<b>4,761</b>	<b>10,789</b>
24	Madison	611	104	460	1,175
	St. Francois	1,864	342	2,837	5,043
	Ste. Genevieve	2,206	560	1,415	4,181
	Washington	363	60	691	1,114
	<b>Circuit Total</b>	<b>5,044</b>	<b>1,066</b>	<b>5,403</b>	<b>11,513</b>

\* Reported record is the number of records sent not the number of records accepted.

**Table 74**  
**Circuit Court, FY 2012**  
**Electronic Transfers - Prosecuting Attorney, Fine Collection Center and Missouri State Highway Patrol\***

Cir No	County	Prosecuting Attorney Electronic Filing to Court	Fine Collection Records transferred to Court	MSHP Tickets transferred to Court	Totals
25	Maries	423	207	0	630
	Phelps	1,336	542	2,954	4,832
	Pulaski	1,288	576	0	1,864
	Texas	630	189	1,119	1,938
	<b>Circuit Total</b>	<b>3,677</b>	<b>1,514</b>	<b>4,073</b>	<b>9,264</b>
26	Camden	2,657	190	1,556	4,403
	Laclede	0	319	1,762	2,081
	Miller	755	222	1,623	2,600
	Moniteau	0	148	862	1,010
	Morgan	0	14	564	578
	<b>Circuit Total</b>	<b>3,412</b>	<b>893</b>	<b>6,367</b>	<b>10,672</b>
27	Bates	290	255	1,109	1,654
	Henry	0	228	886	1,114
	St. Clair	12	592	0	604
	<b>Circuit Total</b>	<b>302</b>	<b>1,075</b>	<b>1,995</b>	<b>3,372</b>
28	Barton	0	101	429	530
	Cedar	302	215	0	517
	Dade	104	143	0	247
	Vernon	1,557	89	458	2,104
	<b>Circuit Total</b>	<b>1,963</b>	<b>548</b>	<b>887</b>	<b>3,398</b>
29	Jasper	0	390	2,579	2,969
	<b>Circuit Total</b>	<b>0</b>	<b>390</b>	<b>2,579</b>	<b>2,969</b>
30	Benton	48	230	1,048	1,326
	Dallas	0	431	0	431
	Hickory	1	121	0	122
	Polk	2,841	202	1,595	4,638
	Webster	0	165	1,417	1,582
	<b>Circuit Total</b>	<b>2,890</b>	<b>1,149</b>	<b>4,060</b>	<b>8,099</b>
31	Greene	11,158	1,351	3,678	16,187
	<b>Circuit Total</b>	<b>11,158</b>	<b>1,351</b>	<b>3,678</b>	<b>16,187</b>
32	Bollinger	0	5	224	229
	Cape Girardeau	892	113	1,862	2,867
	Perry	609	298	804	1,711
	<b>Circuit Total</b>	<b>1,501</b>	<b>416</b>	<b>2,890</b>	<b>4,807</b>
33	Mississippi	0	222	1,281	1,503
	Scott	1,822	146	1,062	3,030
	<b>Circuit Total</b>	<b>1,822</b>	<b>368</b>	<b>2,343</b>	<b>4,533</b>
34	New Madrid	511	232	1,643	2,386
	Pemiscot	1,774	1,061	1	2,836
	<b>Circuit Total</b>	<b>2,285</b>	<b>1,293</b>	<b>1,644</b>	<b>5,222</b>
35	Dunklin	0	49	681	730
	Stoddard	0	84	947	1,031
	<b>Circuit Total</b>	<b>0</b>	<b>133</b>	<b>1,628</b>	<b>1,761</b>
36	Butler	0	218	1,623	1,841
	Ripley	0	41	648	689
	<b>Circuit Total</b>	<b>0</b>	<b>259</b>	<b>2,271</b>	<b>2,530</b>
37	Carter	0	101	726	827
	Howell	1,455	383	2,628	4,466
	Oregon	667	22	239	928
	Shannon	0	94	724	818
	<b>Circuit Total</b>	<b>2,122</b>	<b>600</b>	<b>4,317</b>	<b>7,039</b>
38	Christian	3,150	241	1,389	4,780
	Taney	3,176	280	2,131	5,587
	<b>Circuit Total</b>	<b>6,326</b>	<b>521</b>	<b>3,520</b>	<b>10,367</b>
39	Barry	1,273	132	1,235	2,640
	Lawrence	2,256	118	1,100	3,474
	Stone	2,101	65	1,016	3,182
	<b>Circuit Total</b>	<b>5,630</b>	<b>315</b>	<b>3,351</b>	<b>9,296</b>
40	McDonald	888	169	967	2,024
	Newton	1,804	445	2,378	4,627
	<b>Circuit Total</b>	<b>2,692</b>	<b>614</b>	<b>3,345</b>	<b>6,651</b>
41	Macon	0	176	997	1,173
	Shelby	0	71	434	505
	<b>Circuit Total</b>	<b>0</b>	<b>247</b>	<b>1,431</b>	<b>1,678</b>
42	Crawford	230	336	2,274	2,840
	Dent	0	117	1,002	1,119
	Iron	10	32	231	273
	Reynolds	0	40	296	336
	Wayne	0	180	1,578	1,758
	<b>Circuit Total</b>	<b>240</b>	<b>705</b>	<b>5,381</b>	<b>6,326</b>
43	Caldwell	65	121	420	606
	Clinton	0	261	853	1,114
	Daviess	241	139	0	380
	DeKalb	181	73	455	709
	Livingston	0	74	454	528
	<b>Circuit Total</b>	<b>487</b>	<b>668</b>	<b>2,182</b>	<b>3,337</b>
44	Douglas	764	92	513	1,369
	Ozark	0	61	434	495
	Wright	0	209	802	1,011
	<b>Circuit Total</b>	<b>764</b>	<b>362</b>	<b>1,749</b>	<b>2,875</b>
45	Lincoln	1,302	720	1,810	3,832
	Pike	0	335	387	722
	<b>Circuit Total</b>	<b>1,302</b>	<b>1,055</b>	<b>2,197</b>	<b>4,554</b>
Fine Collection Center		0	0	109,034	109,034
STATE TOTAL		120,884	37,711	247,000	405,595

\* Reported record is the number of records sent not the number of records accepted.



**Table 75**  
**Circuit Court, FY 2012**  
**Garnishments and Executions (full fiscal year)**

Cir. No.	County	Garnishments and Executions	Cir. No.	County	Garnishments and Executions	Cir. No.	County	Garnishments and Executions
1	Clark	117	17	Cass	3,086	32	Bollinger	268
	Schulyer	92		Johnson	1,217		Cape Girardeau	3,154
	Scotland	87		<b>Circuit Total</b>	<b>4,303</b>		Perry	563
	<b>Circuit Total</b>	<b>296</b>					<b>Circuit Total</b>	<b>3,985</b>
2	Adair	692	18	Cooper	711	33	Mississippi	743
	Knox	107		Pettis	2,047		Scott	2,350
	Lewis	191		<b>Circuit Total</b>	<b>2,758</b>		<b>Circuit Total</b>	<b>3,093</b>
	<b>Circuit Total</b>	<b>990</b>	19	Cole	3,054	34	New Madrid	611
				<b>Circuit Total</b>	<b>3,054</b>		Pemiscot	781
3	Grundy	269	20	Franklin	3,754		<b>Circuit Total</b>	<b>1,392</b>
	Harrison	393		Gasconade	424	35	Dunklin	1,106
	Mercer	86		Osage	197		Stoddard	1,034
	Putnam	109		<b>Circuit Total</b>	<b>4,375</b>		<b>Circuit Total</b>	<b>2,140</b>
	<b>Circuit Total</b>	<b>857</b>	21	St. Louis County	61,438	36	Butler	1,414
4	Atchison	149		<b>Circuit Total</b>	<b>61,438</b>		Ripley	289
	Gentry	315	22	City of St. Louis	23,106		<b>Circuit Total</b>	<b>1,703</b>
	Holt	209		<b>Circuit Total</b>	<b>23,106</b>	37	Carter	17
	Nodaway	536	23	Jefferson	9,083		Howell	1,047
	Worth	52		<b>Circuit Total</b>	<b>9,083</b>		Oregon	170
	<b>Circuit Total</b>	<b>1,261</b>	24	Madison	413		Shannon	158
5	Andrew	1,212		St. Francois	2,314		<b>Circuit Total</b>	<b>1,392</b>
	Buchanan	7,784		Ste. Genevieve	578	38	Christian	2,579
	<b>Circuit Total</b>	<b>8,996</b>		Washington	759		Taney	2,024
6	Platte	2,797		<b>Circuit Total</b>	<b>4,064</b>		<b>Circuit Total</b>	<b>4,603</b>
	<b>Circuit Total</b>	<b>2,797</b>	25	Maries	169	39	Barry	1,060
7	Clay	11,195		Phelps	1,081		Lawrence	1,283
	<b>Circuit Total</b>	<b>11,195</b>		Pulaski	917		Stone	909
8	Carroll	321		Texas	176		<b>Circuit Total</b>	<b>3,252</b>
	Ray	1,069		<b>Circuit Total</b>	<b>2,343</b>	40	McDonald	726
	<b>Circuit Total</b>	<b>1,390</b>	26	Camden	1,290		Newton	1,907
9	Chariton	186		Laclede	1,114		<b>Circuit Total</b>	<b>2,633</b>
	Linn	368		Miller	555	41	Macon	499
	Sullivan	177		Moniteau	314		Shelby	153
	<b>Circuit Total</b>	<b>731</b>		Morgan	422		<b>Circuit Total</b>	<b>652</b>
10	Marion	1,600	27	Bates	485	42	Crawford	591
	Monroe	263		Henry	910		Dent	383
	Ralls	328		St. Clair	197		Iron	251
	<b>Circuit Total</b>	<b>2,191</b>		<b>Circuit Total</b>	<b>1,592</b>		Reynolds	105
11	St. Charles	10,355	28	Barton	356		Wayne	248
	<b>Circuit Total</b>	<b>10,355</b>		Cedar	294		<b>Circuit Total</b>	<b>1,578</b>
12	Audrain	1,012		Dade	209	43	Caldwell	332
	Montgomery	349		Vernon	680		Clinton	976
	Warren	881		<b>Circuit Total</b>	<b>1,539</b>		Daviess	258
	<b>Circuit Total</b>	<b>2,242</b>	29	Jasper	4,515		DeKalb	455
13	Boone	5,219		<b>Circuit Total</b>	<b>4,515</b>		Livingston	366
	Callaway	1,396	30	Benton	439		<b>Circuit Total</b>	<b>2,387</b>
	<b>Circuit Total</b>	<b>6,615</b>		Dallas	369	44	Douglas	120
14	Howard	292		Hickory	183		Ozark	119
	Randolph	1,475		Polk	767		Wright	351
	<b>Circuit Total</b>	<b>1,767</b>		Webster	1,033		<b>Circuit Total</b>	<b>590</b>
15	Lafayette	928		<b>Circuit Total</b>	<b>2,791</b>	45	Lincoln	1,780
	Saline	1,088	31	Greene	11,808		Pike	624
	<b>Circuit Total</b>	<b>2,016</b>		<b>Circuit Total</b>	<b>11,808</b>		<b>Circuit Total</b>	<b>2,404</b>
16	Jackson	30,937					<b>STATE TOTAL</b>	<b>256,904</b>
	<b>Circuit Total</b>	<b>30,937</b>						

**Table 76**  
**Circuit Court, Calendar Year 2011**  
**Passport Issuance**

Cir.	No.	County	Collect Fees: Y or N	Number of Passports	Amount Collected	Cir.	No.	County	Collect Fees: Y or N	Number of Passports	Amount Collected	Cir.	No.	County	Collect Fees: Y or N	Number of Passports	Amount Collected
	1	Clark	Y	82	\$2,050		16	Jackson	N	0	\$0		32	Bollinger	N	0	\$0
		Schulyer	N	0	\$0			<b>Circuit Total</b>		<b>0</b>	<b>\$0</b>			Cape Girardeau (Jcksn)	N	0	\$0
		Scotland	Y	46	\$1,150		17	Cass	N	0	\$0			Cape Girardeau (Cape)	N	0	\$0
		<b>Circuit Total</b>		<b>128</b>	<b>\$3,200</b>			Johnson	N	0	\$0			<b>Circuit Total</b>		<b>0</b>	<b>\$0</b>
	2	Adair	N	0	\$0			<b>Circuit Total</b>		<b>0</b>	<b>\$0</b>		33	Mississippi	Y	57	\$1,425
		Knox	N	0	\$0		18	Cooper	Y	146	\$3,650			Scott	Y	355	\$8,875
		Lewis	N	0	\$0			Pettis	N	0	\$0			<b>Circuit Total</b>		<b>412</b>	<b>\$10,300</b>
		<b>Circuit Total</b>		<b>0</b>	<b>\$0</b>			<b>Circuit Total</b>		<b>146</b>	<b>\$3,650</b>		34	New Madrid	Y	25	\$550
	3	Grundy	Y	125	\$3,125		19	Cole	N	0	\$0			Pemiscot	Y	49	\$1,225
		Harrison	Y	0	\$2,550			<b>Circuit Total</b>		<b>0</b>	<b>\$0</b>			<b>Circuit Total</b>		<b>74</b>	<b>\$1,775</b>
		Mercer	Y	24	\$600		20	Franklin	N	0	\$0		35	Dunklin	Y	47	\$1,175
		Putnam	Y	39	\$970			Gasconade	N	0	\$0			Stoddard	N	0	\$0
		<b>Circuit Total</b>		<b>188</b>	<b>\$7,245</b>			Osage	N	0	\$0			<b>Circuit Total</b>		<b>47</b>	<b>\$1,175</b>
	4	Atchison	N	21	\$525			<b>Circuit Total</b>		<b>0</b>	<b>\$0</b>		36	Butler	Y	285	\$7,125
		Gentry	N	0	\$0		21	St. Louis County	N	0	\$0			Ripley	Y	99	\$2,475
		Holt	Y	22	\$550			<b>Circuit Total</b>		<b>0</b>	<b>\$0</b>			<b>Circuit Total</b>		<b>384</b>	<b>\$9,600</b>
		Nodaway	N	0	\$0		22	City of St Louis	N	0	\$0		37	Carter	N	0	\$0
		Worth	N	0	\$0			<b>Circuit Total</b>		<b>0</b>	<b>\$0</b>			Howell	N	0	\$0
		<b>Circuit Total</b>		<b>43</b>	<b>\$1,075</b>		23	Jefferson	N	0	\$0			Oregon	N	0	\$0
	5	Andrew	N	0	\$0			<b>Circuit Total</b>		<b>0</b>	<b>\$0</b>			Shannon	N	42	\$1,050
		Buchanan	N	0	\$0			<b>Circuit Total</b>		<b>0</b>	<b>\$0</b>			<b>Circuit Total</b>		<b>42</b>	<b>\$1,050</b>
		<b>Circuit Total</b>		<b>0</b>	<b>\$0</b>		24	Madison	Y	4	\$100		38	Christian	N	0	\$0
	6	Platte	N	0	\$0			St. Francois	N	488	\$12,200			Taney	N	0	\$0
		<b>Circuit Total</b>		<b>0</b>	<b>\$0</b>			Ste. Genevieve	N	0	\$0			<b>Circuit Total</b>		<b>0</b>	<b>\$0</b>
	7	Clay	N	0	\$0			Washington	N	0	\$0		39	Barry	N	253	\$6,325
		<b>Circuit Total</b>		<b>0</b>	<b>\$0</b>			<b>Circuit Total</b>		<b>492</b>	<b>\$12,300</b>			Lawrence	Y	88	\$2,200
	8	Carroll	N	0	\$0		25	Maries	N	0	\$0			Stone	N	0	\$0
		Ray	N	156	\$3,900			Phelps	N	0	\$0			<b>Circuit Total</b>		<b>341</b>	<b>\$8,525</b>
		<b>Circuit Total</b>		<b>156</b>	<b>\$3,900</b>			Pulaski	Y	1,140	\$28,500		40	McDonald	Y	127	\$3,175
	9	Chariton	Y	20	\$500			Texas	N	0	\$0			Newton	Y	0	\$0
		Linn	N	0	\$0			<b>Circuit Total</b>		<b>1,140</b>	<b>\$28,500</b>			<b>Circuit Total</b>		<b>127</b>	<b>\$3,175</b>
		Sullivan	N	0	\$0		26	Camden	N	0	\$0		41	Macon	N	0	\$0
		<b>Circuit Total</b>		<b>20</b>	<b>\$500</b>			Laclede	N	0	\$0			Shelby	Y	88	\$2,200
	10	Marion-Hannibal	N	0	\$0			Miller	N	0	\$0			<b>Circuit Total</b>		<b>88</b>	<b>\$2,200</b>
		Marion Palmyra	N	0	\$0			Moniteau	N	0	\$0		42	Crawford	Y	75	\$1,850
		Monroe	N	0	\$0			Morgan	Y	136	\$3,400			Dent	N	0	\$0
		Ralls	N	0	\$0			<b>Circuit Total</b>		<b>136</b>	<b>\$3,400</b>			Iron	N	0	\$0
		<b>Circuit Total</b>		<b>0</b>	<b>\$0</b>		27	Bates	Y	105	\$2,625			Reynolds	Y	75	\$1,875
	11	St. Charles	N	0	\$0			Henry	N	0	\$0			Wayne	Y	43	\$708
		<b>Circuit Total</b>		<b>0</b>	<b>\$0</b>			St. Clair	Y	53	\$1,325			<b>Circuit Total</b>		<b>193</b>	<b>\$4,433</b>
							28	Barton	N	0	\$0		43	Caldwell	N	0	\$0
	12	Audrain	Y	307	\$7,675			Cedar	Y	78	\$1,950			Clinton	Y	0	\$0
		Montgomery	N	0	\$0			Dade	Y	26	\$2,655			Daviess	N	0	\$0
		Warren	N	0	\$0			Vernon	N	0	\$0			DeKalb	N	0	\$0
		<b>Circuit Total</b>		<b>307</b>	<b>\$7,675</b>			<b>Circuit Total</b>		<b>104</b>	<b>\$4,605</b>			Livingston	N	0	\$0
	13	Boone	N	0	\$0		29	Jasper	N	0	\$0			<b>Circuit Total</b>		<b>0</b>	<b>\$0</b>
		Callaway	N	0	\$0			<b>Circuit Total</b>		<b>0</b>	<b>\$0</b>		44	Douglas	N	0	\$0
		<b>Circuit Total</b>		<b>0</b>	<b>\$0</b>		30	Benton	N	0	\$0			Ozark	N	0	\$0
	14	Howard	N	111	\$0			Dallas	N	0	\$0			Wright	N	0	\$0
		Randolph	N	0	\$0			Hickory	Y	55	\$1,375			<b>Circuit Total</b>		<b>0</b>	<b>\$0</b>
		<b>Circuit Total</b>		<b>111</b>	<b>\$0</b>			Polk	N	0	\$0		45	Lincoln	N	0	\$0
	15	Lafayette	N	0	\$0			Webster	Y	152	\$3,800			Pike	Y	194	\$4,850
		Saline	Y	349	\$8,725			<b>Circuit Total</b>		<b>207</b>	<b>\$5,175</b>			<b>Circuit Total</b>		<b>194</b>	<b>\$4,850</b>
		<b>Circuit Total</b>		<b>349</b>	<b>\$8,725</b>		31	Greene	N	0	\$0			<b>Statewide Totals</b>		<b>5,587</b>	<b>\$140,983</b>
								<b>Circuit Total</b>		<b>0</b>	<b>\$0</b>						

**Table 77**  
**Circuit Court, FY 2012**  
**Warrants Issued, Served, Recalled, and Pending**

	Warrants Issued	Warrants Served	Warrants Recalled/ Withdrawn	Warrants Pending 06/30/2012
1 Clark	353	186	120	877
Schulyer	99	47	52	450
Scotland	148	113	34	227
<b>Circuit Total</b>	<b>600</b>	<b>346</b>	<b>206</b>	<b>1,554</b>
2 Adair	756	620	129	1,154
Knox	69	46	16	118
Lewis	292	230	42	578
<b>Circuit Total</b>	<b>1,117</b>	<b>896</b>	<b>187</b>	<b>1,850</b>
3 Grundy	351	273	64	622
Harrison	622	349	212	2,939
Mercer	112	69	31	445
Putnam	168	119	17	520
<b>Circuit Total</b>	<b>1,253</b>	<b>810</b>	<b>324</b>	<b>4,526</b>
4 Atchison	375	175	147	1,832
Gentry	86	67	19	165
Holt	302	125	185	1,172
Nodaway	387	338	41	520
Worth	29	18	9	45
<b>Circuit Total</b>	<b>1,179</b>	<b>723</b>	<b>401</b>	<b>3,734</b>
5 Andrew	560	351	333	1,803
Buchanan	4,524	3,344	1,176	7,596
<b>Circuit Total</b>	<b>5,084</b>	<b>3,695</b>	<b>1,509</b>	<b>9,399</b>
6 Platte	3,298	1,878	968	2,226
<b>Circuit Total</b>	<b>3,298</b>	<b>1,878</b>	<b>968</b>	<b>2,226</b>
7 Clay	4,895	3,389	980	7,716
<b>Circuit Total</b>	<b>4,895</b>	<b>3,389</b>	<b>980</b>	<b>7,716</b>
8 Carroll	226	160	58	217
Ray	664	518	78	511
<b>Circuit Total</b>	<b>890</b>	<b>678</b>	<b>136</b>	<b>728</b>
9 Chariton	133	114	22	63
Linn	296	153	130	257
Sullivan	293	181	70	250
<b>Circuit Total</b>	<b>722</b>	<b>448</b>	<b>222</b>	<b>570</b>
10 Marion	945	643	193	1,548
Monroe	314	200	114	179
Ralls	264	217	43	427
<b>Circuit Total</b>	<b>1,523</b>	<b>1,060</b>	<b>350</b>	<b>2,154</b>
11 St. Charles	7,129	4,923	1,945	8,618
<b>Circuit Total</b>	<b>7,129</b>	<b>4,923</b>	<b>1,945</b>	<b>8,618</b>
12 Audrain	755	641	159	413
Montgomery	582	446	135	542
Warren	1,788	1,205	540	1,647
<b>Circuit Total</b>	<b>3,125</b>	<b>2,292</b>	<b>834</b>	<b>2,602</b>
13 Boone	5,398	4,261	1,134	3,406
Callaway	1,673	1,268	469	2,336
<b>Circuit Total</b>	<b>7,071</b>	<b>5,529</b>	<b>1,603</b>	<b>5,742</b>
14 Howard	300	213	55	47
Randolph	1,755	1,373	285	869
<b>Circuit Total</b>	<b>2,055</b>	<b>1,586</b>	<b>340</b>	<b>916</b>
15 Lafayette	1,613	1,127	566	2,260
Saline	1,047	775	198	1,016
<b>Circuit Total</b>	<b>2,660</b>	<b>1,902</b>	<b>764</b>	<b>3,276</b>
16 Jackson	12,943	9,441	2,938	13,207
<b>Circuit Total</b>	<b>12,943</b>	<b>9,441</b>	<b>2,938</b>	<b>13,207</b>
17 Cass	3,128	2,291	617	3,289
Johnson	1,849	1,396	426	2,156
<b>Circuit Total</b>	<b>4,977</b>	<b>3,687</b>	<b>1,043</b>	<b>5,445</b>
18 Cooper	1,230	833	291	688
Pettis	1,867	1,625	674	1,872
<b>Circuit Total</b>	<b>3,097</b>	<b>2,458</b>	<b>965</b>	<b>2,560</b>
19 Cole	4,492	3,099	1,521	3,537
<b>Circuit Total</b>	<b>4,492</b>	<b>3,099</b>	<b>1,521</b>	<b>3,537</b>
20 Franklin	4,739	3,431	1,037	3,809
Gasconade	257	200	50	263
Osage	383	273	84	314
<b>Circuit Total</b>	<b>5,379</b>	<b>3,904</b>	<b>1,171</b>	<b>4,386</b>
21 St. Louis County	19,509	13,243	3,804	18,793
<b>Circuit Total</b>	<b>19,509</b>	<b>13,243</b>	<b>3,804</b>	<b>18,793</b>
22 City of St. Louis	9,905	6,544	4,124	10,636
<b>Circuit Total</b>	<b>9,905</b>	<b>6,544</b>	<b>4,124</b>	<b>10,636</b>
23 Jefferson	6,883	5,122	2,228	5,023
<b>Circuit Total</b>	<b>6,883</b>	<b>5,122</b>	<b>2,228</b>	<b>5,023</b>
24 Madison	767	502	215	793
St. Francois	2,571	2,012	802	2,699
Ste. Genevieve	1,363	611	905	1,974
Washington	1,012	681	414	907
<b>Circuit Total</b>	<b>5,713</b>	<b>3,806</b>	<b>2,336</b>	<b>6,373</b>

**Table 77**  
**Circuit Court, FY 2012**  
**Warrants Issued, Served, Recalled, and Pending**

		Warrants Issued	Warrants Served	Warrants Recalled/ Withdrawn	Warrants Pending 06/30/2012
25	Maries	307	208	82	137
	Phelps	2,827	1,960	625	2,528
	Pulaski	1,962	1,329	573	2,253
	Texas	938	573	215	826
	<b>Circuit Total</b>	<b>6,034</b>	<b>4,070</b>	<b>1,495</b>	<b>5,744</b>
26	Camden	2,034	1,645	701	1,768
	Laclede	1,930	1,266	580	1,893
	Miller	1,098	866	207	784
	Moniteau	441	326	104	185
	Morgan	759	691	98	899
	<b>Circuit Total</b>	<b>6,262</b>	<b>4,794</b>	<b>1,690</b>	<b>5,529</b>
27	Bates	912	692	152	1,081
	Henry	952	789	164	1,342
	St. Clair	476	265	199	679
	<b>Circuit Total</b>	<b>2,340</b>	<b>1,746</b>	<b>515</b>	<b>3,102</b>
28	Barton	576	314	192	639
	Cedar	650	469	126	439
	Dade	291	186	80	179
	Vernon	1,144	946	230	1,565
	<b>Circuit Total</b>	<b>2,661</b>	<b>1,915</b>	<b>628</b>	<b>2,822</b>
29	Jasper	5,552	4,241	1,335	6,500
	<b>Circuit Total</b>	<b>5,552</b>	<b>4,241</b>	<b>1,335</b>	<b>6,500</b>
30	Benton	749	610	142	846
	Dallas	974	537	355	1,059
	Hickory	238	181	35	98
	Polk	1,329	871	473	1,572
	Webster	1,261	945	640	1,502
	<b>Circuit Total</b>	<b>4,551</b>	<b>3,144</b>	<b>1,645</b>	<b>5,077</b>
31	Greene	10,189	7,108	3,401	14,408
	<b>Circuit Total</b>	<b>10,189</b>	<b>7,108</b>	<b>3,401</b>	<b>14,408</b>
32	Bollinger	276	214	46	216
	Cape Girardeau	1,978	1,599	270	1,081
	Perry	563	463	325	1,595
	<b>Circuit Total</b>	<b>2,817</b>	<b>2,276</b>	<b>641</b>	<b>2,892</b>
33	Mississippi	824	604	148	889
	Scott	2,083	1,543	414	2,338
	<b>Circuit Total</b>	<b>2,907</b>	<b>2,147</b>	<b>562</b>	<b>3,227</b>
34	New Madrid	849	732	164	370
	Pemiscot	1,603	1,027	450	1,179
	<b>Circuit Total</b>	<b>2,452</b>	<b>1,759</b>	<b>614</b>	<b>1,549</b>
35	Dunklin	1,805	1,567	206	3,779
	Stoddard	2,069	1,091	994	1,919
	<b>Circuit Total</b>	<b>3,874</b>	<b>2,658</b>	<b>1,200</b>	<b>5,698</b>
36	Butler	1,973	1,298	482	1,186
	Ripley	634	430	153	444
	<b>Circuit Total</b>	<b>2,607</b>	<b>1,728</b>	<b>635</b>	<b>1,630</b>
37	Carter	325	208	101	524
	Howell	1,112	900	265	668
	Oregon	407	286	64	764
	Shannon	673	304	282	1,531
	<b>Circuit Total</b>	<b>2,517</b>	<b>1,698</b>	<b>712</b>	<b>3,487</b>
38	Christian	2,137	1,361	754	1,295
	Taney	2,399	1,921	559	3,938
	<b>Circuit Total</b>	<b>4,536</b>	<b>3,282</b>	<b>1,313</b>	<b>5,233</b>
39	Barry	1,732	1,256	367	1,376
	Lawrence	1,814	1,421	524	2,279
	Stone	1,385	1,011	359	939
	<b>Circuit Total</b>	<b>4,931</b>	<b>3,688</b>	<b>1,250</b>	<b>4,594</b>
40	McDonald	925	588	385	2,791
	Newton	2,748	1,942	1,073	3,403
	<b>Circuit Total</b>	<b>3,673</b>	<b>2,530</b>	<b>1,458</b>	<b>6,194</b>
41	Macon	595	372	174	428
	Shelby	121	87	17	197
	<b>Circuit Total</b>	<b>716</b>	<b>459</b>	<b>191</b>	<b>625</b>
42	Crawford	1,856	1,218	281	1,154
	Dent	769	635	114	592
	Iron	344	269	75	240
	Reynolds	232	150	101	170
	Wayne	852	632	171	808
	<b>Circuit Total</b>	<b>4,053</b>	<b>2,904</b>	<b>742</b>	<b>2,964</b>
43	Caldwell	628	476	136	511
	Clinton	899	602	232	1,290
	Daviess	422	368	35	681
	DeKalb	442	370	34	553
	Livingston	550	424	68	385
	<b>Circuit Total</b>	<b>2,941</b>	<b>2,240</b>	<b>505</b>	<b>3,420</b>
44	Douglas	382	144	63	443
	Ozark	312	219	71	430
	Wright	1,141	834	230	992
	<b>Circuit Total</b>	<b>1,835</b>	<b>1,197</b>	<b>364</b>	<b>1,865</b>
45	Lincoln	2,280	1,846	657	1,575
	Pike	560	465	77	431
	<b>Circuit Total</b>	<b>2,840</b>	<b>2,311</b>	<b>734</b>	<b>2,006</b>
<b>Grand Total</b>		<b>195,787</b>	<b>139,354</b>	<b>52,529</b>	<b>214,137</b>

(This page intentionally left blank.)

---

# FINANCIAL INFORMATION

---

## FY 2012- Disbursements Data

The tables in this section present an accounting of disbursements for each county for the fiscal year July 1, 2011 through June 30, 2012.

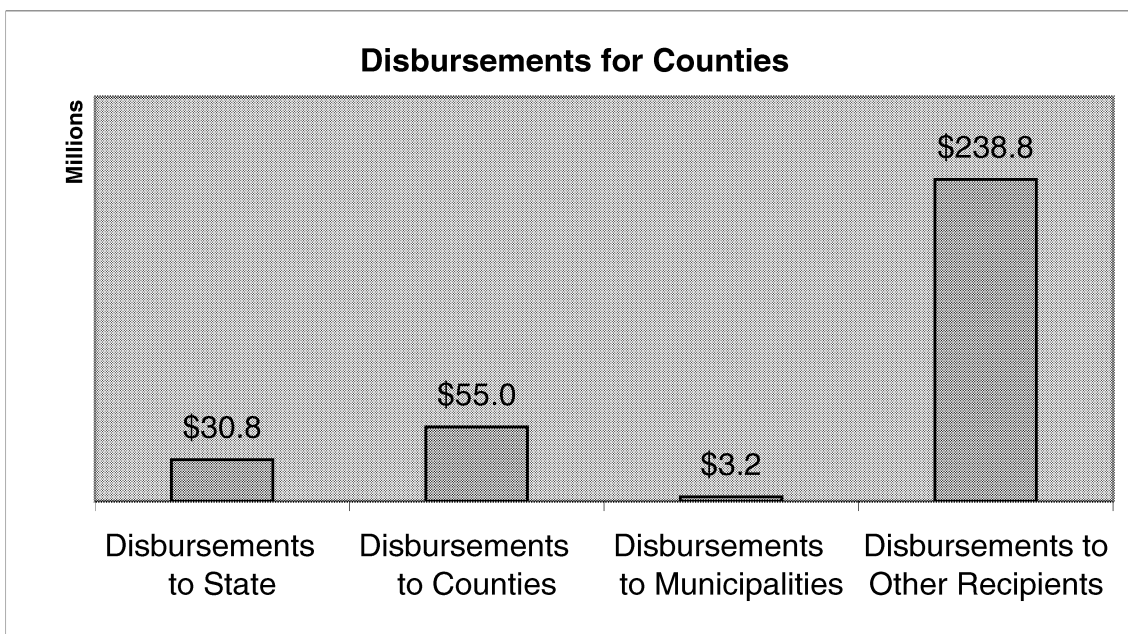
The disbursements are reported in four tables based on the recipient. The tables are titled as follows:

Table 79 - Disbursements to State

Table 80 - Disbursements to Counties

Table 81 - Disbursements to Municipalities

Table 82 - Disbursements to Other Recipients



### Disbursements v Receipts

Payments made to the courts do not always represent a payment of costs and fines but include bonds, other amounts on deposit with the courts, and garnishment amounts collected. Funds on deposit may eventually be applied to fines and costs or may be refunded to the party. The court disbursements more accurately reflect what the courts do with the money collected and how much went to specific costs and fines. Therefore, the court disbursements reflect a more accurate picture of the amounts collected for each state and county fund. The exclusions columns reflects amounts refunded to parties and amounts not used to pay costs and fines..

# **Table 78** **Circuit Court, FY 2012** **Disbursements to State**

Refer to the last page of this section for a list of the disbursements included in 'Other.'

Cir No	County	Clerk	Fee	Court Automation	Basic Civil Legal Servs	Crime Victims Comp Fund	Court Reporter	DNA Profiling Analysis Fund	Crim Costs State Reimb.	Law Enf Arrest-MSP	Public Def Judgment	Spinal Cord Injury	Head Injury surcharge
1	Clark		\$15,999	\$6,111	\$5,796	\$11,290	\$1,554	\$8,385	\$5,846	\$2,621	\$4,374	\$1,161	\$1,157
	Schulyer		\$12,590	\$5,519	\$2,048	\$5,131	\$957	\$1,617	\$0	\$1,382	\$2,029	\$605	\$605
	Scotland		\$10,274	\$3,709	\$2,085	\$4,422	\$1,215	\$1,992	\$356	\$1,266	\$2,616	\$642	\$642
	<b>Circuit Total</b>		<b>\$38,863</b>	<b>\$15,339</b>	<b>\$9,928</b>	<b>\$20,843</b>	<b>\$3,726</b>	<b>\$11,994</b>	<b>\$6,202</b>	<b>\$5,268</b>	<b>\$9,019</b>	<b>\$2,408</b>	<b>\$2,404</b>
2	Adair		\$34,058	\$10,933	\$10,344	\$13,231	\$5,557	\$6,601	\$4,444	\$242	\$0	\$1,297	\$1,297
	Knox		\$6,428	\$1,975	\$1,347	\$2,116	\$549	\$881	\$0	\$764	\$50	\$312	\$312
	Lewis		\$20,595	\$7,240	\$4,093	\$9,864	\$1,670	\$4,203	\$0	\$2,024	\$3,122	\$1,479	\$1,479
	<b>Circuit Total</b>		<b>\$61,081</b>	<b>\$20,148</b>	<b>\$15,784</b>	<b>\$25,211</b>	<b>\$7,775</b>	<b>\$11,685</b>	<b>\$4,444</b>	<b>\$3,030</b>	<b>\$3,172</b>	<b>\$3,089</b>	<b>\$3,089</b>
3	Grundy		\$15,356	\$4,613	\$3,701	\$4,866	\$1,995	\$2,509	\$1,946	\$1,469	\$848	\$702	\$702
	Harrison		\$23,143	\$8,974	\$5,297	\$11,018	\$2,347	\$3,988	\$297	\$2,947	\$255	\$1,748	\$1,748
	Mercer		\$8,499	\$2,978	\$1,742	\$4,014	\$958	\$1,645	\$3,753	\$629	\$0	\$612	\$612
	Putnam		\$12,127	\$4,281	\$2,663	\$5,293	\$1,577	\$1,875	\$5,684	\$616	\$4,967	\$570	\$570
	<b>Circuit Total</b>		<b>\$59,125</b>	<b>\$20,845</b>	<b>\$13,403</b>	<b>\$25,191</b>	<b>\$6,878</b>	<b>\$10,017</b>	<b>\$11,680</b>	<b>\$5,660</b>	<b>\$6,070</b>	<b>\$3,632</b>	<b>\$3,632</b>
4	Atchison		\$14,154	\$5,152	\$3,260	\$6,048	\$1,368	\$2,829	\$0	\$1,170	\$5,115	\$932	\$932
	Gentry		\$10,064	\$3,318	\$2,665	\$2,828	\$974	\$1,268	\$2,594	\$196	\$1,183	\$458	\$458
	Holt		\$13,645	\$5,468	\$2,788	\$6,147	\$975	\$1,951	\$577	\$1,847	\$3,701	\$961	\$961
	Nodaway		\$33,798	\$10,672	\$8,476	\$14,416	\$4,145	\$7,129	\$6,264	\$2,270	\$4,490	\$1,725	\$1,725
	Worth		\$2,636	\$958	\$724	\$1,357	\$331	\$564	\$390	\$763	\$3,216	\$165	\$165
	<b>Circuit Total</b>		<b>\$74,296</b>	<b>\$25,569</b>	<b>\$17,914</b>	<b>\$30,796</b>	<b>\$7,792</b>	<b>\$13,741</b>	<b>\$9,825</b>	<b>\$6,244</b>	<b>\$17,705</b>	<b>\$4,241</b>	<b>\$4,241</b>
5	Andrew		\$43,760	\$16,025	\$10,854	\$12,027	\$8,377	\$3,559	\$2,050	\$2,958	\$2,460	\$1,241	\$1,241
	Buchanan		\$153,728	\$61,488	\$55,268	\$55,704	\$19,212	\$22,807	\$61,703	\$4,830	\$50,151	\$4,934	\$4,934
	<b>Circuit Total</b>		<b>\$197,489</b>	<b>\$77,514</b>	<b>\$66,122</b>	<b>\$67,731</b>	<b>\$27,589</b>	<b>\$26,366</b>	<b>\$63,753</b>	<b>\$7,788</b>	<b>\$52,611</b>	<b>\$6,175</b>	<b>\$6,175</b>
6	Platte		\$150,766	\$61,749	\$43,869	\$46,847	\$18,043	\$21,395	\$624	\$15,507	\$385	\$9,148	\$9,148
	<b>Circuit Total</b>		<b>\$150,766</b>	<b>\$61,749</b>	<b>\$43,869</b>	<b>\$46,847</b>	<b>\$18,043</b>	<b>\$21,395</b>	<b>\$624</b>	<b>\$15,507</b>	<b>\$385</b>	<b>\$9,148</b>	<b>\$9,148</b>
7	Clay		\$319,617	\$118,848	\$114,078	\$69,488	\$48,299	\$33,694	\$117	\$31,419	\$372	\$10,000	\$9,995
	<b>Circuit Total</b>		<b>\$319,617</b>	<b>\$118,848</b>	<b>\$114,078</b>	<b>\$69,488</b>	<b>\$48,299</b>	<b>\$33,694</b>	<b>\$117</b>	<b>\$31,419</b>	<b>\$372</b>	<b>\$10,000</b>	<b>\$9,995</b>
8	Carroll		\$18,101	\$5,979	\$3,922	\$4,794	\$1,831	\$1,813	\$0	\$2,075	\$3,225	\$724	\$724
	Ray		\$40,479	\$14,411	\$11,333	\$14,819	\$5,418	\$4,795	\$1,393	\$3,206	\$14,242	\$1,372	\$1,372
	<b>Circuit Total</b>		<b>\$58,579</b>	<b>\$20,390</b>	<b>\$15,255</b>	<b>\$19,613</b>	<b>\$7,249</b>	<b>\$6,607</b>	<b>\$1,393</b>	<b>\$5,281</b>	<b>\$17,467</b>	<b>\$2,097</b>	<b>\$2,097</b>
9	Chariton		\$12,843	\$3,908	\$3,039	\$4,249	\$1,258	\$2,308	\$4,239	\$969	\$4,429	\$653	\$628
	Linn		\$20,516	\$8,099	\$4,919	\$7,932	\$2,027	\$2,585	\$507	\$2,723	\$4,970	\$1,360	\$1,360
	Sullivan		\$12,867	\$5,598	\$2,829	\$5,919	\$1,377	\$1,913	\$0	\$1,842	\$4,895	\$828	\$828
	<b>Circuit Total</b>		<b>\$46,225</b>	<b>\$17,605</b>	<b>\$10,787</b>	<b>\$18,100</b>	<b>\$4,662</b>	<b>\$6,806</b>	<b>\$4,745</b>	<b>\$5,533</b>	<b>\$14,293</b>	<b>\$2,840</b>	<b>\$2,815</b>
10	Marion		\$70,342	\$29,039	\$19,385	\$27,471	\$6,737	\$11,054	\$192	\$3,100	\$22,376	\$3,875	\$3,873
	Monroe		\$15,654	\$5,870	\$4,081	\$5,846	\$1,608	\$2,881	\$845	\$509	\$3,038	\$803	\$801
	Ralls		\$21,457	\$9,714	\$4,531	\$9,724	\$1,829	\$3,269	\$0	\$1,994	\$4,758	\$1,778	\$1,778
	<b>Circuit Total</b>		<b>\$107,454</b>	<b>\$44,622</b>	<b>\$27,997</b>	<b>\$43,041</b>	<b>\$10,175</b>	<b>\$17,205</b>	<b>\$1,037</b>	<b>\$5,602</b>	<b>\$30,172</b>	<b>\$6,455</b>	<b>\$6,451</b>
11	St. Charles		\$442,818	\$164,177	\$136,516	\$111,417	\$64,953	\$40,312	\$84	\$0	\$0	\$15,244	\$15,244
	<b>Circuit Total</b>		<b>\$442,818</b>	<b>\$164,177</b>	<b>\$136,516</b>	<b>\$111,417</b>	<b>\$64,953</b>	<b>\$40,312</b>	<b>\$84</b>	<b>\$0</b>	<b>\$0</b>	<b>\$15,244</b>	<b>\$15,244</b>
12	Audrain		\$39,103	\$12,994	\$12,173	\$19,357	\$5,364	\$9,336	\$32,491	\$2,905	\$1,063	\$1,516	\$1,516
	Montgomery		\$29,896	\$12,554	\$6,174	\$16,985	\$3,056	\$6,094	\$14,918	\$4,911	\$4,458	\$2,202	\$2,202
	Warren		\$66,858	\$28,675	\$14,607	\$34,142	\$6,390	\$11,025	\$2,179	\$4,190	\$0	\$4,081	\$4,081
	<b>Circuit Total</b>		<b>\$135,856</b>	<b>\$54,223</b>	<b>\$32,953</b>	<b>\$70,485</b>	<b>\$14,810</b>	<b>\$26,454</b>	<b>\$49,588</b>	<b>\$12,005</b>	<b>\$5,521</b>	<b>\$7,798</b>	<b>\$7,798</b>
13	Boone		\$233,135	\$95,366	\$75,801	\$95,226	\$28,036	\$42,040	\$28,774	\$9,934	\$0	\$10,303	\$10,306
	Callaway		\$66,299	\$27,150	\$18,492	\$31,841	\$7,043	\$12,869	\$0	\$9,024	\$0	\$4,164	\$4,164
	<b>Circuit Total</b>		<b>\$299,434</b>	<b>\$122,516</b>	<b>\$94,293</b>	<b>\$127,066</b>	<b>\$35,080</b>	<b>\$54,909</b>	<b>\$28,774</b>	<b>\$18,958</b>	<b>\$0</b>	<b>\$14,467</b>	<b>\$14,470</b>
14	Howard		\$13,437	\$4,780	\$4,352	\$5,295	\$1,706	\$3,594	\$699	\$1,906	\$6,842	\$597	\$597
	Randolph		\$47,189	\$18,976	\$14,803	\$24,843	\$6,370	\$11,127	\$2,348	\$10,222	\$1,694	\$2,540	\$2,540
	<b>Circuit Total</b>		<b>\$60,626</b>	<b>\$23,757</b>	<b>\$19,156</b>	<b>\$30,137</b>	<b>\$8,076</b>	<b>\$14,721</b>	<b>\$3,046</b>	<b>\$12,128</b>	<b>\$8,536</b>	<b>\$3,137</b>	<b>\$3,137</b>
15	Lafayette		\$81,172	\$34,308	\$16,709	\$41,738	\$8,380	\$13,040	\$15,723	\$9,158	\$0	\$6,233	\$6,233
	Saline		\$41,624	\$16,348	\$11,024	\$20,830	\$4,805	\$7,477	\$31,752	\$5,412	\$300	\$2,668	\$2,668
	<b>Circuit Total</b>		<b>\$122,797</b>	<b>\$50,656</b>	<b>\$27,733</b>	<b>\$62,568</b>	<b>\$13,184</b>	<b>\$20,517</b>	<b>\$47,475</b>	<b>\$14,570</b>	<b>\$300</b>	<b>\$8,901</b>	<b>\$8,901</b>
16	Jackson		\$953,145	\$331,702	\$361,385	\$142,364	\$153,662	\$51,866	\$51,273	\$29,821	\$39,108	\$11,280	\$11,130
	<b>Circuit Total</b>		<b>\$953,145</b>	<b>\$331,702</b>	<b>\$361,385</b>	<b>\$142,364</b>	<b>\$153,662</b>	<b>\$51,866</b>	<b>\$51,273</b>	<b>\$29,821</b>	<b>\$39,108</b>	<b>\$11,280</b>	<b>\$11,130</b>
17	Cass		\$189,402	\$73,628	\$43,308	\$66,059	\$21,693	\$13,358	\$13,838	\$10,539	\$0	\$10,334	\$10,334
	Johnson		\$81,406	\$28,940	\$19,258	\$31,468	\$12,230	\$8,225	\$5,664	\$2,280	\$0	\$4,481	\$4,486
	<b>Circuit Total</b>		<b>\$270,808</b>	<b>\$102,569</b>	<b>\$62,566</b>	<b>\$97,527</b>	<b>\$33,923</b>	<b>\$24,183</b>	<b>\$19,501</b>	<b>\$12,819</b>	<b>\$0</b>	<b>\$14,814</b>	<b>\$14,819</b>
18	Cooper		\$53,746	\$24,861	\$11,384	\$27,570	\$3,859	\$8,866	\$4,004	\$4,231	\$2,406	\$3,068	\$3,070
	Pettis		\$76,197	\$25,003	\$23,447	\$23,324	\$13,343	\$8,682	\$14,621	\$6,794	\$625	\$2,151	\$2,151
	<b>Circuit Total</b>		<b>\$129,944</b>	<b>\$49,864</b>	<b>\$34,831</b>	<b>\$50,894</b>	<b>\$17,202</b>	<b>\$17,548</b>	<b>\$18,625</b>	<b>\$11,025</b>	<b>\$3,031</b>	<b>\$5,219</b>	<b>\$5,221</b>
19	Cole		\$122,972	\$41,047	\$38,200	\$31,196	\$19,570	\$19,517	\$2,481	\$8,805	\$0	\$3,883	\$3,883
	<b>Circuit Total</b>		<b>\$122,972</b>	<b>\$41,047</b>	<b>\$38,200</b>	<b>\$31,196</b>	<b>\$19,570</b>	<b>\$19,517</b>	<b>\$2,481</b>	<b>\$8,805</b>	<b>\$0</b>	<b>\$3,883</b>	<b>\$3,883</b>
20	Franklin		\$213,513	\$92,474	\$55,870	\$85,706	\$22,490	\$36,454	\$41,790	\$20,321	\$4,826	\$15,431	\$15,431
	Gasconade		\$23,458	\$7,814	\$6,699	\$7,735	\$2,851	\$5,024	\$5,854	\$2,556	\$0	\$1,001	\$1,001
	Osage		\$18,178	\$7,423	\$4,576	\$8,936	\$1,638	\$4,412	\$1,992	\$4,261	\$0	\$1,088	\$1,088
	<b>Circuit Total</b>		<b>\$255,150</b>	<b>\$107,711</b>	<b>\$67,144</b>	<b>\$102,378</b>	<b>\$26,979</b>	<b>\$45,890</b>	<b>\$49,636</b>	<b>\$27,137</b>	<b>\$4,826</b>	<b>\$17,520</b>	<b>\$17,520</b>
21	St Louis County		\$1,497,682	\$532,353	\$536,516	\$231,561	\$176,551	\$59,076	\$0	\$137	\$7,831	\$25,323	\$25,324
	<b>Circuit Total</b>		<b>\$1,497,682</b>	<b>\$532,353</b>	<b>\$536,516</b>	<b>\$231,561</b>	<b>\$176,551</b>	<b>\$59,076</b>	<b>\$0</b>	<b>\$137</b>	<b>\$7,831</b>	<b>\$25,323</b>	<b>\$25,324</b>
22	City of St. Louis		\$664,096	\$217,401	\$266,063	\$138,898	\$142,749	\$44,962	\$8,543	\$0	\$5,225	\$3,885	\$3,885
	<b>Circuit Total</b>		<b>\$664,096</b>	<b>\$217,401</b>	<b>\$266,063</b>	<b>\$138,898</b>	<b>\$142,749</b>	<b>\$44,962</b>	<b>\$8,543</b>	<b>\$0</b>	<b>\$5,225</b>	<b>\$3,885</b>	<b>\$3,885</b>
23	Jefferson		\$294,340	\$113,365	\$102,628	\$84,798	\$55,363	\$40,219	\$41,797	\$23,756	\$0	\$10,336	\$10,337
	<b>Circuit Total</b>		<b>\$294,340</b>	<b>\$113,365</b>	<b>\$102,628</b>	<b>\$84,798</b>	<b>\$55,363</b>	<b>\$40,219</b>	<b>\$41,797</b>	<b>\$23,756</b>	<b>\$0</b>	<b>\$10,336</b>	<b>\$10,337</b>
24	Madison		\$24,234	\$11,007	\$7,399	\$12,874	\$2,852	\$6,120	\$600	\$4,438	\$4,356	\$1,476	\$1,475
	St. Francois		\$118,379	\$45,197	\$33,820	\$46,977	\$15,170	\$19,682	\$2,816	\$8,500	\$0	\$5,197	\$5,172
	Ste. Genevieve		\$39,934	\$18,631	\$9,315	\$21,162	\$3,560	\$7,338	\$2,873	\$1,680	\$0	\$3,358	\$3,358
	Washington		\$38,096	\$15,628	\$11,054	\$15,727	\$5,647	\$7,008	\$0	\$2,162	\$0	\$1,624	\$1,624
	<b>Circuit Total</b>		<b>\$220,644</b>	<b>\$90,464</b>	<b>\$61,588</b>	<b>\$96,739</b>	<b>\$27,230</b>	<b>\$40,148</b>	<b>\$6,290</b>	<b>\$16,779</b>	<b>\$4,356</b>	<b>\$11,655</b>	<b>\$11,629</b>



**Table 78**  
**Circuit Court, FY 2012**  
**Disbursements to State**

Refer to the last page of this section for a list of the disbursements included in 'Other.'

Cir No	County	Drug Testing- State Lab	Dom Rel Resol Fund	Peace Officer Stds Train Fund	Independent Living	Motorcyc Safety Trust Fund	Putative Father Reg Fee	Pros Attorney Training	CASA Surcharge	Other (1)	Totals
1	Clark	\$0	\$201	\$618	\$584	\$584	\$27	\$293	\$116	\$485	\$67,204
	Schulyer	\$0	\$183	\$585	\$303	\$303	\$0	\$151	\$70	\$30	\$34,106
	Scotland	\$150	\$182	\$366	\$320	\$321	\$100	\$160	\$74	\$75	\$30,967
	<b>Circuit Total</b>	<b>\$150</b>	<b>\$566</b>	<b>\$1,569</b>	<b>\$1,207</b>	<b>\$1,208</b>	<b>\$127</b>	<b>\$605</b>	<b>\$260</b>	<b>\$590</b>	<b>\$132,277</b>
2	Adair	\$0	\$726	\$664	\$646	\$649	\$550	\$325	\$282	\$2,183	\$94,028
	Knox	\$0	\$93	\$165	\$157	\$156	\$0	\$79	\$30	\$15	\$15,429
	Lewis	\$1,714	\$209	\$740	\$740	\$740	\$50	\$370	\$88	\$127	\$60,548
	<b>Circuit Total</b>	<b>\$1,714</b>	<b>\$1,028</b>	<b>\$1,569</b>	<b>\$1,543</b>	<b>\$1,545</b>	<b>\$600</b>	<b>\$773</b>	<b>\$400</b>	<b>\$2,325</b>	<b>\$170,005</b>
3	Grundy	\$0	\$336	\$351	\$351	\$351	\$550	\$176	\$142	\$0	\$40,965
	Harrison	\$0	\$357	\$874	\$874	\$874	\$200	\$437	\$162	\$1,698	\$67,237
	Mercer	\$0	\$117	\$306	\$306	\$306	\$50	\$153	\$46	\$90	\$26,817
	Putnam	\$0	\$246	\$386	\$285	\$285	\$200	\$143	\$96	\$1,378	\$43,242
	<b>Circuit Total</b>	<b>\$0</b>	<b>\$1,056</b>	<b>\$1,918</b>	<b>\$1,817</b>	<b>\$1,817</b>	<b>\$1,000</b>	<b>\$909</b>	<b>\$446</b>	<b>\$3,165</b>	<b>\$178,261</b>
4	Atchison	\$0	\$223	\$466	\$466	\$466	\$100	\$233	\$92	\$200	\$43,205
	Gentry	\$0	\$185	\$229	\$229	\$229	\$0	\$115	\$92	\$179	\$27,264
	Holt	\$134	\$139	\$538	\$481	\$480	\$50	\$241	\$50	\$260	\$41,393
	Nodaway	\$499	\$574	\$866	\$863	\$863	\$350	\$432	\$284	\$0	\$99,841
	Worth	\$0	\$57	\$83	\$83	\$83	\$0	\$41	\$34	\$0	\$11,650
	<b>Circuit Total</b>	<b>\$633</b>	<b>\$1,178</b>	<b>\$2,182</b>	<b>\$2,122</b>	<b>\$2,121</b>	<b>\$500</b>	<b>\$1,062</b>	<b>\$552</b>	<b>\$639</b>	<b>\$223,355</b>
5	Andrew	\$0	\$1,577	\$1,128	\$620	\$621	\$100	\$310	\$963	\$530	\$110,399
	Buchanan	\$1,831	\$2,724	\$2,470	\$2,485	\$2,468	\$1,700	\$1,238	\$1,045	\$691	\$511,413
	<b>Circuit Total</b>	<b>\$1,831</b>	<b>\$4,300</b>	<b>\$3,598</b>	<b>\$3,104</b>	<b>\$3,089</b>	<b>\$1,800</b>	<b>\$1,548</b>	<b>\$2,008</b>	<b>\$1,221</b>	<b>\$621,812</b>
6	Platte	\$5,993	\$3,203	\$4,575	\$4,576	\$4,575	\$0	\$2,287	\$1,164	\$52,988	\$456,840
	<b>Circuit Total</b>	<b>\$5,993</b>	<b>\$3,203</b>	<b>\$4,575</b>	<b>\$4,576</b>	<b>\$4,575</b>	<b>\$0</b>	<b>\$2,287</b>	<b>\$1,164</b>	<b>\$52,988</b>	<b>\$456,840</b>
7	Clay	\$16,910	\$7,614	\$5,065	\$5,005	\$4,998	\$3,050	\$2,503	\$3,375	\$1,312	\$805,761
	<b>Circuit Total</b>	<b>\$16,910</b>	<b>\$7,614</b>	<b>\$5,065</b>	<b>\$5,005</b>	<b>\$4,998</b>	<b>\$3,050</b>	<b>\$2,503</b>	<b>\$3,375</b>	<b>\$1,312</b>	<b>\$805,761</b>
8	Carroll	\$239	\$330	\$367	\$362	\$362	\$150	\$181	\$154	\$0	\$45,333
	Ray	\$0	\$840	\$913	\$688	\$687	\$550	\$343	\$374	\$1,557	\$118,792
	<b>Circuit Total</b>	<b>\$239</b>	<b>\$1,170</b>	<b>\$1,280</b>	<b>\$1,050</b>	<b>\$1,049</b>	<b>\$700</b>	<b>\$525</b>	<b>\$528</b>	<b>\$1,557</b>	<b>\$164,125</b>
9	Chariton	\$0	\$179	\$315	\$314	\$314	\$0	\$157	\$86	\$60	\$39,945
	Linn	\$0	\$342	\$680	\$680	\$680	\$0	\$340	\$176	\$105	\$60,001
	Sullivan	\$0	\$232	\$511	\$412	\$414	\$200	\$207	\$116	\$195	\$41,181
	<b>Circuit Total</b>	<b>\$0</b>	<b>\$753</b>	<b>\$1,506</b>	<b>\$1,406</b>	<b>\$1,408</b>	<b>\$200</b>	<b>\$705</b>	<b>\$378</b>	<b>\$360</b>	<b>\$141,127</b>
10	Marion	\$0	\$1,050	\$1,946	\$1,943	\$1,938	\$500	\$973	\$484	\$555	\$206,833
	Monroe	\$0	\$243	\$400	\$400	\$403	\$200	\$200	\$100	\$30	\$43,922
	Ralls	\$0	\$311	\$938	\$890	\$889	\$250	\$445	\$159	\$180	\$64,893
	<b>Circuit Total</b>	<b>\$0</b>	<b>\$1,603</b>	<b>\$3,284</b>	<b>\$3,234</b>	<b>\$3,231</b>	<b>\$950</b>	<b>\$1,618</b>	<b>\$743</b>	<b>\$765</b>	<b>\$315,648</b>
11	St. Charles	\$29,066	\$11,316	\$7,625	\$7,624	\$7,624	\$3,700	\$3,810	\$4,767	\$12,988	\$1,079,283
	<b>Circuit Total</b>	<b>\$29,066</b>	<b>\$11,316</b>	<b>\$7,625</b>	<b>\$7,624</b>	<b>\$7,624</b>	<b>\$3,700</b>	<b>\$3,810</b>	<b>\$4,767</b>	<b>\$12,988</b>	<b>\$1,079,283</b>
12	Audrain	\$4,384	\$648	\$874	\$760	\$758	\$242	\$381	\$256	\$165	\$146,286
	Montgomery	\$2,125	\$362	\$1,229	\$1,103	\$1,101	\$50	\$554	\$172	\$1,073	\$111,219
	Warren	\$4,911	\$830	\$2,590	\$2,041	\$2,041	\$500	\$1,020	\$358	\$4,382	\$194,900
	<b>Circuit Total</b>	<b>\$11,420</b>	<b>\$1,840</b>	<b>\$4,694</b>	<b>\$3,904</b>	<b>\$3,901</b>	<b>\$792</b>	<b>\$1,955</b>	<b>\$786</b>	<b>\$5,621</b>	<b>\$452,405</b>
13	Boone	\$4,365	\$4,297	\$5,505	\$5,154	\$5,154	\$2,750	\$2,580	\$1,819	\$5,897	\$666,440
	Callaway	\$450	\$1,066	\$2,084	\$2,083	\$2,083	\$450	\$1,042	\$507	\$3,008	\$193,818
	<b>Circuit Total</b>	<b>\$4,815</b>	<b>\$5,363</b>	<b>\$7,589</b>	<b>\$7,237</b>	<b>\$7,237</b>	<b>\$3,200</b>	<b>\$3,622</b>	<b>\$2,326</b>	<b>\$8,905</b>	<b>\$860,258</b>
14	Howard	\$150	\$262	\$298	\$298	\$298	\$0	\$149	\$138	\$30	\$45,429
	Randolph	\$3,125	\$858	\$1,482	\$1,271	\$1,271	\$550	\$636	\$389	\$1,906	\$154,140
	<b>Circuit Total</b>	<b>\$3,275</b>	<b>\$1,120</b>	<b>\$1,780</b>	<b>\$1,569</b>	<b>\$1,569</b>	<b>\$550</b>	<b>\$785</b>	<b>\$527</b>	<b>\$1,936</b>	<b>\$199,569</b>
15	Lafayette	\$0	\$1,236	\$3,148	\$3,119	\$3,117	\$650	\$1,560	\$576	\$1,850	\$247,951
	Saline	\$300	\$726	\$1,336	\$1,335	\$1,334	\$450	\$668	\$306	\$3,744	\$155,107
	<b>Circuit Total</b>	<b>\$300</b>	<b>\$1,962</b>	<b>\$4,484</b>	<b>\$4,453</b>	<b>\$4,451</b>	<b>\$1,100</b>	<b>\$2,228</b>	<b>\$882</b>	<b>\$5,593</b>	<b>\$403,058</b>
16	Jackson	\$23,993	\$24,304	\$5,689	\$5,633	\$5,570	\$20,200	\$2,844	\$8,747	\$10,045	\$2,243,759
	<b>Circuit Total</b>	<b>\$23,993</b>	<b>\$24,304</b>	<b>\$5,689</b>	<b>\$5,633</b>	<b>\$5,570</b>	<b>\$20,200</b>	<b>\$2,844</b>	<b>\$8,747</b>	<b>\$10,045</b>	<b>\$2,243,759</b>
17	Cass	\$190	\$3,822	\$5,963	\$5,170	\$5,168	\$1,350	\$2,584	\$1,810	\$932	\$479,478
	Johnson	\$3,701	\$2,112	\$2,458	\$2,244	\$2,241	\$600	\$1,122	\$728	\$483	\$216,726
	<b>Circuit Total</b>	<b>\$3,891</b>	<b>\$5,934</b>	<b>\$8,421</b>	<b>\$7,414</b>	<b>\$7,409</b>	<b>\$1,950</b>	<b>\$3,705</b>	<b>\$2,538</b>	<b>\$1,414</b>	<b>\$696,204</b>
18	Cooper	\$506	\$539	\$2,416	\$1,535	\$1,535	\$300	\$768	\$242	\$30	\$154,937
	Pettis	\$1,339	\$2,355	\$1,077	\$1,077	\$1,076	\$1,200	\$539	\$794	\$877	\$206,672
	<b>Circuit Total</b>	<b>\$1,845</b>	<b>\$2,894</b>	<b>\$3,494</b>	<b>\$2,612</b>	<b>\$2,612</b>	<b>\$1,500</b>	<b>\$1,307</b>	<b>\$1,036</b>	<b>\$907</b>	<b>\$361,609</b>
19	Cole	\$21	\$3,353	\$1,991	\$1,945	\$1,943	\$1,900	\$982	\$1,166	\$0	\$304,855
	<b>Circuit Total</b>	<b>\$21</b>	<b>\$3,353</b>	<b>\$1,991</b>	<b>\$1,945</b>	<b>\$1,943</b>	<b>\$1,900</b>	<b>\$982</b>	<b>\$1,166</b>	<b>\$0</b>	<b>\$304,855</b>
20	Franklin	\$0	\$3,563	\$7,727	\$7,735	\$7,717	\$3,200	\$3,866	\$1,514	\$8,599	\$648,228
	Gasconade	\$2,834	\$411	\$501	\$501	\$501	\$300	\$251	\$194	\$150	\$69,637
	Osage	\$150	\$277	\$719	\$545	\$544	\$0	\$273	\$133	\$15	\$56,248
	<b>Circuit Total</b>	<b>\$2,984</b>	<b>\$4,252</b>	<b>\$8,947</b>	<b>\$8,781</b>	<b>\$8,762</b>	<b>\$3,500</b>	<b>\$4,389</b>	<b>\$1,841</b>	<b>\$8,764</b>	<b>\$774,112</b>
21	St Louis County	\$40,932	\$31,099	\$12,698	\$12,672	\$12,669	\$9,425	\$6,339	\$10,783	\$16,429	\$3,245,399
	<b>Circuit Total</b>	<b>\$40,932</b>	<b>\$31,099</b>	<b>\$12,698</b>	<b>\$12,672</b>	<b>\$12,669</b>	<b>\$9,425</b>	<b>\$6,339</b>	<b>\$10,783</b>	<b>\$16,429</b>	<b>\$3,245,399</b>
22	City of St. Louis	\$58,639	\$25,083	\$1,959	\$1,954	\$1,947	\$2,750	\$976	\$1,964	\$592	\$1,591,571
	<b>Circuit Total</b>	<b>\$58,639</b>	<b>\$25,083</b>	<b>\$1,959</b>	<b>\$1,954</b>	<b>\$1,947</b>	<b>\$2,750</b>	<b>\$976</b>	<b>\$1,964</b>	<b>\$592</b>	<b>\$1,591,571</b>
23	Jefferson	\$15,273	\$8,188	\$5,173	\$5,174	\$5,170	\$3,250	\$2,587	\$2,799	\$736	\$825,291
	<b>Circuit Total</b>	<b>\$15,273</b>	<b>\$8,188</b>	<b>\$5,173</b>	<b>\$5,174</b>	<b>\$5,170</b>	<b>\$3,250</b>	<b>\$2,587</b>	<b>\$2,799</b>	<b>\$736</b>	<b>\$825,291</b>
24	Madison	\$50	\$480	\$751	\$739	\$739	\$350	\$371	\$222	\$884	\$81,416
	St. Francois	\$5,545	\$2,404	\$2,589	\$2,588	\$2,587	\$2,247	\$1,295	\$1,150	\$2,582	\$323,897
	Ste. Genevieve	\$301	\$534	\$1,679	\$1,679	\$1,679	\$600	\$838	\$200	\$1,709	\$120,431
	Washington	\$779	\$874	\$812	\$812	\$812	\$750	\$407	\$410	\$1,497	\$105,723
	<b>Circuit Total</b>	<b>\$6,675</b>	<b>\$4,293</b>	<b>\$5,831</b>	<b>\$5,818</b>	<b>\$5,817</b>	<b>\$3,947</b>	<b>\$2,911</b>	<b>\$1,982</b>	<b>\$6,673</b>	<b>\$631,467</b>

**Table 78**  
**Circuit Court, FY 2012**  
**Disbursements to State**

Refer to the last page of this section for a list of the disbursements included in 'Other.'

Cir No	County	Clerk	Fee	Court Automation	Basic Civil Legal Servs	Crime Victims Comp Fund	Court Reporter	DNA Profiling Analysis Fund	Crim Costs State Reimb.	Law Enf Arrest-MSP	Public Def Judgment	Spinal Cord Injury	Head Injury surcharge
25	Maries		\$16,220	\$6,401	\$3,380	\$5,956	\$1,406	\$2,363	\$0	\$676	\$0	\$799	\$799
	Phelps		\$89,808	\$37,053	\$18,661	\$35,517	\$12,531	\$10,639	\$9,214	\$5,595	\$0	\$4,503	\$4,503
	Pulaski		\$89,070	\$35,534	\$19,756	\$32,721	\$12,678	\$8,795	\$0	\$4,371	\$1,469	\$5,744	\$5,752
	Texas		\$37,552	\$16,095	\$9,431	\$16,520	\$5,017	\$7,145	\$5,331	\$5,303	\$0	\$2,393	\$2,391
	<b>Circuit Total</b>		<b>\$232,650</b>	<b>\$95,084</b>	<b>\$51,228</b>	<b>\$90,714</b>	<b>\$31,633</b>	<b>\$28,943</b>	<b>\$14,545</b>	<b>\$15,945</b>	<b>\$1,469</b>	<b>\$13,438</b>	<b>\$13,445</b>
26	Camden		\$80,009	\$28,794	\$28,646	\$26,259	\$12,013	\$25,785	\$2,090	\$10,350	\$125	\$3,397	\$3,397
	Laclede		\$74,062	\$27,179	\$17,769	\$27,169	\$11,527	\$12,642	\$11,427	\$2,803	\$0	\$3,505	\$3,505
	Miller		\$44,106	\$15,424	\$12,683	\$21,502	\$7,108	\$10,022	\$16,184	\$8,040	\$0	\$2,435	\$2,435
	Moniteau		\$21,721	\$7,715	\$4,603	\$8,837	\$2,499	\$2,911	\$6,712	\$1,977	\$0	\$1,231	\$1,231
	Morgan		\$32,402	\$10,425	\$8,722	\$12,392	\$3,695	\$7,144	\$2,449	\$3,772	\$0	\$1,710	\$1,710
	<b>Circuit Total</b>		<b>\$252,301</b>	<b>\$89,538</b>	<b>\$72,424</b>	<b>\$96,160</b>	<b>\$36,841</b>	<b>\$58,505</b>	<b>\$38,863</b>	<b>\$26,942</b>	<b>\$125</b>	<b>\$12,279</b>	<b>\$12,279</b>
27	Bates		\$36,391	\$12,887	\$8,016	\$13,570	\$4,116	\$6,594	\$6,060	\$3,798	\$0	\$2,229	\$2,229
	Henry		\$45,660	\$17,704	\$10,862	\$18,969	\$5,685	\$5,400	\$1,720	\$6,033	\$0	\$1,589	\$1,589
	St. Clair		\$24,975	\$9,921	\$4,845	\$10,362	\$2,268	\$3,855	\$1,702	\$1,326	\$0	\$1,601	\$1,601
	<b>Circuit Total</b>		<b>\$107,026</b>	<b>\$40,513</b>	<b>\$23,723</b>	<b>\$42,901</b>	<b>\$12,068</b>	<b>\$15,849</b>	<b>\$9,482</b>	<b>\$11,156</b>	<b>\$0</b>	<b>\$5,420</b>	<b>\$5,420</b>
28	Barton		\$19,818	\$7,321	\$4,946	\$7,003	\$2,579	\$2,826	\$336	\$1,121	\$8,222	\$968	\$968
	Cedar		\$22,811	\$9,092	\$6,512	\$8,145	\$3,018	\$5,570	\$5,793	\$404	\$8,788	\$1,005	\$1,005
	Dade		\$13,631	\$4,889	\$3,179	\$3,980	\$1,615	\$2,829	\$3,375	\$0	\$4,787	\$555	\$555
	Vernon		\$35,464	\$12,365	\$10,999	\$13,258	\$5,709	\$7,747	\$8,240	\$1,752	\$20,384	\$1,360	\$1,360
	<b>Circuit Total</b>		<b>\$91,724</b>	<b>\$33,666</b>	<b>\$25,635</b>	<b>\$32,386</b>	<b>\$12,921</b>	<b>\$18,972</b>	<b>\$17,745</b>	<b>\$3,276</b>	<b>\$42,181</b>	<b>\$3,887</b>	<b>\$3,887</b>
29	Jasper		\$200,171	\$68,197	\$61,913	\$50,563	\$32,352	\$19,692	\$31,472	\$10,210	\$125	\$4,690	\$4,690
	<b>Circuit Total</b>		<b>\$200,171</b>	<b>\$68,197</b>	<b>\$61,913</b>	<b>\$50,563</b>	<b>\$32,352</b>	<b>\$19,692</b>	<b>\$31,472</b>	<b>\$10,210</b>	<b>\$125</b>	<b>\$4,690</b>	<b>\$4,690</b>
30	Benton		\$33,071	\$11,966	\$10,023	\$14,880	\$3,180	\$8,551	\$2,891	\$0	\$0	\$2,071	\$2,046
	Dallas		\$43,502	\$19,376	\$9,298	\$21,483	\$4,375	\$8,324	\$5,101	\$1,247	\$3,660	\$3,484	\$3,459
	Hickory		\$11,158	\$3,556	\$3,135	\$3,604	\$1,355	\$1,946	\$3,210	\$598	\$578	\$481	\$481
	Polk		\$47,867	\$18,133	\$11,050	\$18,951	\$5,678	\$5,083	\$14,714	\$0	\$0	\$3,007	\$3,007
	Webster		\$45,680	\$16,151	\$13,310	\$14,144	\$6,136	\$4,874	\$1,924	\$4,220	\$1,560	\$1,879	\$1,879
	<b>Circuit Total</b>		<b>\$181,277</b>	<b>\$69,181</b>	<b>\$46,816</b>	<b>\$73,062</b>	<b>\$20,725</b>	<b>\$28,779</b>	<b>\$27,840</b>	<b>\$6,065</b>	<b>\$5,798</b>	<b>\$10,922</b>	<b>\$10,872</b>
31	Greene		\$453,633	\$159,633	\$160,574	\$111,042	\$65,525	\$51,704	\$17,458	\$12,438	\$0	\$8,937	\$8,939
	<b>Circuit Total</b>		<b>\$453,633</b>	<b>\$159,633</b>	<b>\$160,574</b>	<b>\$111,042</b>	<b>\$65,525</b>	<b>\$51,704</b>	<b>\$17,458</b>	<b>\$12,438</b>	<b>\$0</b>	<b>\$8,937</b>	<b>\$8,939</b>
32	Bollinger		\$17,932	\$5,980	\$4,696	\$6,443	\$2,662	\$2,866	\$939	\$0	\$1,170	\$493	\$493
	Cape Girardeau		\$119,045	\$43,787	\$39,899	\$45,091	\$15,684	\$14,443	\$3,770	\$846	\$12,103	\$3,131	\$3,131
	Perry		\$34,819	\$13,180	\$8,397	\$15,557	\$4,009	\$6,566	\$1,915	\$98	\$2,765	\$2,141	\$2,141
	<b>Circuit Total</b>		<b>\$171,796</b>	<b>\$62,946</b>	<b>\$52,991</b>	<b>\$67,091</b>	<b>\$22,355</b>	<b>\$22,874</b>	<b>\$6,625</b>	<b>\$944</b>	<b>\$16,038</b>	<b>\$5,765</b>	<b>\$5,765</b>
33	Mississippi		\$29,571	\$11,638	\$7,676	\$15,901	\$3,911	\$4,709	\$5,735	\$980	\$6,146	\$1,934	\$1,936
	Scott		\$80,725	\$30,336	\$26,050	\$37,610	\$12,781	\$17,301	\$40,666	\$6,871	\$0	\$2,942	\$2,942
	<b>Circuit Total</b>		<b>\$110,296</b>	<b>\$41,974</b>	<b>\$33,726</b>	<b>\$53,511</b>	<b>\$16,693</b>	<b>\$22,010</b>	<b>\$46,401</b>	<b>\$7,851</b>	<b>\$6,146</b>	<b>\$4,876</b>	<b>\$4,877</b>
34	New Madrid		\$36,739	\$13,751	\$10,288	\$20,809	\$4,852	\$9,893	\$18,618	\$0	\$0	\$2,362	\$2,362
	Pemiscot		\$49,177	\$25,193	\$12,324	\$28,927	\$4,998	\$11,253	\$17,274	\$10	\$0	\$3,511	\$3,511
	<b>Circuit Total</b>		<b>\$85,916</b>	<b>\$38,945</b>	<b>\$22,612</b>	<b>\$49,736</b>	<b>\$9,850</b>	<b>\$21,146</b>	<b>\$35,891</b>	<b>\$10</b>	<b>\$0</b>	<b>\$5,874</b>	<b>\$5,874</b>
35	Dunklin		\$58,891	\$16,755	\$18,152	\$26,834	\$9,704	\$13,865	\$3,973	\$6,403	\$0	\$1,714	\$1,714
	Stoddard		\$54,372	\$17,214	\$15,219	\$16,892	\$9,579	\$8,240	\$0	\$0	\$0	\$1,643	\$1,643
	<b>Circuit Total</b>		<b>\$113,262</b>	<b>\$33,969</b>	<b>\$33,371</b>	<b>\$43,725</b>	<b>\$19,283</b>	<b>\$22,104</b>	<b>\$3,973</b>	<b>\$6,403</b>	<b>\$0</b>	<b>\$3,357</b>	<b>\$3,357</b>
36	Butler		\$78,877	\$25,411	\$20,861	\$23,883	\$11,076	\$9,518	\$6,635	\$8,441	\$0	\$1,938	\$1,938
	Ripley		\$27,673	\$10,396	\$6,748	\$7,517	\$3,791	\$3,353	\$1,620	\$4,018	\$0	\$736	\$736
	<b>Circuit Total</b>		<b>\$106,550</b>	<b>\$35,807</b>	<b>\$27,609</b>	<b>\$31,400</b>	<b>\$14,867</b>	<b>\$12,871</b>	<b>\$8,255</b>	<b>\$12,459</b>	<b>\$0</b>	<b>\$2,673</b>	<b>\$2,673</b>
37	Carter		\$21,455	\$11,274	\$2,528	\$10,093	\$1,256	\$1,676	\$56	\$1,179	\$0	\$910	\$910
	Howell		\$73,596	\$30,252	\$17,134	\$24,978	\$10,063	\$8,340	\$10,681	\$6,237	\$0	\$3,210	\$3,190
	Oregon		\$15,499	\$5,464	\$3,557	\$4,730	\$1,915	\$2,448	\$0	\$2,334	\$0	\$521	\$521
	Shannon		\$17,327	\$8,667	\$3,329	\$8,328	\$1,374	\$2,764	\$0	\$74	\$50	\$630	\$630
	<b>Circuit Total</b>		<b>\$127,877</b>	<b>\$55,657</b>	<b>\$26,547</b>	<b>\$48,129</b>	<b>\$14,609</b>	<b>\$15,228</b>	<b>\$10,736</b>	<b>\$9,823</b>	<b>\$50</b>	<b>\$5,271</b>	<b>\$5,251</b>
38	Christian		\$91,142	\$31,626	\$32,406	\$28,792	\$15,873	\$13,109	\$348	\$1,979	\$0	\$2,678	\$2,678
	Taney		\$86,078	\$29,558	\$34,899	\$27,731	\$15,162	\$22,879	\$0	\$7,568	\$0	\$2,642	\$2,644
	<b>Circuit Total</b>		<b>\$177,221</b>	<b>\$61,184</b>	<b>\$67,306</b>	<b>\$56,523</b>	<b>\$31,035</b>	<b>\$35,989</b>	<b>\$348</b>	<b>\$9,547</b>	<b>\$0</b>	<b>\$5,321</b>	<b>\$5,323</b>
39	Barry		\$64,654	\$21,106	\$16,761	\$20,161	\$9,793	\$7,106	\$8,132	\$6,454	\$5,961	\$1,934	\$1,934
	Lawrence		\$62,832	\$23,209	\$22,071	\$18,041	\$8,432	\$19,987	\$7,584	\$3,915	\$681	\$2,606	\$2,606
	Stone		\$50,353	\$15,195	\$13,904	\$14,165	\$9,439	\$7,083	\$11,646	\$4,443	\$3,167	\$1,405	\$1,406
	<b>Circuit Total</b>		<b>\$177,839</b>	<b>\$59,510</b>	<b>\$52,736</b>	<b>\$52,367</b>	<b>\$27,664</b>	<b>\$34,176</b>	<b>\$27,362</b>	<b>\$14,812</b>	<b>\$9,808</b>	<b>\$5,946</b>	<b>\$5,946</b>
40	McDonald		\$38,973	\$15,185	\$12,099	\$16,764	\$5,089	\$8,259	\$4,963	\$5,689	\$7,098	\$1,970	\$1,970
	Newton		\$88,275	\$35,368	\$26,800	\$28,353	\$11,045	\$12,092	\$19,014	\$6,930	\$15,592	\$4,331	\$4,361
	<b>Circuit Total</b>		<b>\$127,248</b>	<b>\$50,553</b>	<b>\$38,899</b>	<b>\$45,117</b>	<b>\$16,133</b>	<b>\$20,351</b>	<b>\$23,978</b>	<b>\$12,619</b>	<b>\$22,690</b>	<b>\$6,300</b>	<b>\$6,330</b>
41	Macon		\$30,786	\$13,207	\$7,811	\$14,089	\$3,323	\$5,943	\$871	\$2,554	\$0	\$2,063	\$2,064
	Shelby		\$13,032	\$5,125	\$3,017	\$5,425	\$1,234	\$2,792	\$401	\$2,343	\$0	\$805	\$801
	<b>Circuit Total</b>		<b>\$43,818</b>	<b>\$18,332</b>	<b>\$10,828</b>	<b>\$19,514</b>	<b>\$4,557</b>	<b>\$8,735</b>	<b>\$1,271</b>	<b>\$4,896</b>	<b>\$0</b>	<b>\$2,868</b>	<b>\$2,865</b>
42	Crawford		\$52,441	\$20,399	\$18,173	\$25,846	\$6,740	\$22,814	\$10,314	\$9,605	\$0	\$3,444	\$3,419
	Dent		\$26,204	\$10,553	\$6,440	\$13,723	\$4,199	\$5,432	\$1,080	\$1,191	\$0	\$1,233	\$1,402
	Iron		\$14,430	\$6,077	\$4,579	\$6,979	\$2,003	\$3,901	\$5,339	\$3,046	\$0	\$827	\$827
	Reynolds		\$9,142	\$3,451	\$4,027	\$3,712	\$1,222	\$4,832	\$224	\$0	\$0	\$604	\$604
	Wayne		\$26,990	\$9,779	\$6,558	\$13,730	\$2,656	\$6,194	\$8,346	\$5,678	\$0	\$1,937	\$1,937
	<b>Circuit Total</b>		<b>\$129,208</b>	<b>\$50,259</b>	<b>\$39,777</b>	<b>\$63,990</b>	<b>\$16,820</b>	<b>\$43,173</b>	<b>\$25,302</b>	<b>\$19,519</b>	<b>\$0</b>	<b>\$8,045</b>	<b>\$8,188</b>
43	Caldwell		\$17,950	\$7,363	\$4,482	\$7,758	\$2,088	\$2,810	\$460	\$813	\$8,461	\$1,183	\$1,183
	Clinton		\$39,861	\$16,312	\$11,163	\$14,077	\$4,738	\$7,732	\$8,937	\$5,080	\$4,281	\$2,565	\$2,563
	Daviess		\$26,323	\$12,294	\$4,040	\$15,061	\$1,748	\$3,881	\$6,259	\$910	\$4,339	\$2,543	\$2,543
	DeKalb		\$18,980	\$7,730	\$5,623	\$9,731	\$1,985	\$4,239	\$5,300	\$1,538	\$6,120	\$1,054	\$1,054
	Livingston		\$30,401	\$10,373	\$6,269	\$14,094	\$3,376	\$4,437	\$12,837	\$2,685	\$8,464	\$1,107	\$1,107
	<b>Circuit Total</b>		<b>\$133,515</b>	<b>\$54,072</b>	<b>\$31,577</b>	<b>\$60,721</b>	<b>\$13,935</b>	<b>\$23,098</b>	<b>\$33,793</b>	<b>\$11,025</b>	<b>\$31,665</b>	<b>\$8,452</b>	<b>\$8,450</b>
44	Douglas		\$19,459	\$6,674	\$4,880	\$8,211	\$2,798	\$3,477	\$0	\$1,971	\$0	\$928	\$928
	Ozark		\$13,157	\$4,893	\$3,586	\$6,352	\$1,491	\$3,338	\$144	\$1,867	\$250	\$687	\$687
	Wright		\$33,446	\$13,006	\$7,427	\$15,441	\$5,553	\$4,837	\$200	\$2,272	\$0	\$2,071	\$2,071
	<b>Circuit Total</b>		<b>\$66,062</b>	<b>\$24,573</b>	<b>\$15,893</b>	<b>\$30,004</b>	<b>\$9,842</b>	<b>\$11,652</b>	<b>\$344</b>	<b>\$6,110</b>	<b>\$250</b>	<b>\$3,687</b>	<b>\$3,687</b>
45	Lincoln		\$96,111	\$41,699	\$26,015	\$39,334	\$11,909	\$16,995	\$9,743	\$9,455	\$3,333	\$4,581	\$4,581

**Table 78**  
**Circuit Court, FY 2012**  
**Disbursements to State**

Refer to the last page of this section for a list of the disbursements included in 'Other.'

Cir No	County	Drug Testing- State Lab	Dom Rel Resol Fund	Peace Officer Stds Train Fund	Independent Living	Motorcyc Safety Trust Fund	Putative Father Reg Fee	Pros Attorney Training	CASA Surcharge	Other (1)	Totals
28	Maries	\$0	\$213	\$635	\$400	\$400	\$100	\$200	\$104	\$128	\$40,179
	Phelps	\$3,107	\$2,148	\$2,955	\$2,253	\$2,252	\$1,150	\$1,126	\$744	\$143	\$243,904
	Pulaski	\$215	\$2,280	\$2,873	\$2,875	\$2,871	\$2,400	\$1,438	\$1,156	\$2,911	\$234,908
	Texas	\$450	\$815	\$1,198	\$1,197	\$1,197	\$1,350	\$598	\$354	\$50	\$114,387
	<b>Circuit Total</b>	<b>\$3,772</b>	<b>\$5,456</b>	<b>\$7,661</b>	<b>\$6,725</b>	<b>\$6,720</b>	<b>\$5,000</b>	<b>\$3,362</b>	<b>\$2,358</b>	<b>\$3,232</b>	<b>\$633,377</b>
26	Camden	\$1,034	\$1,915	\$1,703	\$1,701	\$1,700	\$750	\$852	\$582	\$1,031	\$232,133
	Laclede	\$2,383	\$1,869	\$2,109	\$1,754	\$1,752	\$1,350	\$879	\$674	\$3,089	\$207,449
	Miller	\$3,555	\$1,126	\$1,219	\$1,219	\$1,218	\$750	\$611	\$446	\$2,052	\$152,134
	Montealeu	\$780	\$386	\$616	\$616	\$616	\$150	\$308	\$190	\$120	\$63,219
	Morgan	\$0	\$561	\$855	\$855	\$855	\$500	\$428	\$186	\$380	\$89,043
	<b>Circuit Total</b>	<b>\$7,752</b>	<b>\$5,856</b>	<b>\$6,502</b>	<b>\$6,146</b>	<b>\$6,141</b>	<b>\$3,500</b>	<b>\$3,078</b>	<b>\$2,078</b>	<b>\$6,671</b>	<b>\$743,979</b>
27	Bates	\$1,225	\$615	\$1,118	\$1,118	\$1,115	\$700	\$560	\$270	\$2,219	\$104,829
	Henry	\$1,382	\$903	\$1,362	\$799	\$795	\$1,000	\$398	\$376	\$494	\$122,720
	St. Clair	\$486	\$386	\$1,064	\$802	\$802	\$500	\$642	\$180	\$30	\$67,347
	<b>Circuit Total</b>	<b>\$3,092</b>	<b>\$1,904</b>	<b>\$3,544</b>	<b>\$2,719</b>	<b>\$2,712</b>	<b>\$2,200</b>	<b>\$1,600</b>	<b>\$826</b>	<b>\$2,743</b>	<b>\$294,897</b>
28	Barton	\$0	\$418	\$499	\$495	\$484	\$350	\$244	\$216	\$996	\$59,808
	Cedar	\$0	\$441	\$503	\$503	\$503	\$150	\$251	\$204	\$613	\$75,378
	Dade	\$0	\$242	\$325	\$278	\$278	\$150	\$139	\$106	\$170	\$41,083
	Vernon	\$150	\$811	\$683	\$681	\$681	\$350	\$341	\$362	\$3,615	\$126,310
	<b>Circuit Total</b>	<b>\$150</b>	<b>\$1,912</b>	<b>\$2,079</b>	<b>\$1,956</b>	<b>\$1,945</b>	<b>\$1,000</b>	<b>\$975</b>	<b>\$888</b>	<b>\$5,394</b>	<b>\$302,579</b>
29	Jasper	\$312	\$5,690	\$2,907	\$2,347	\$2,346	\$6,700	\$1,177	\$2,396	\$0	\$507,952
	<b>Circuit Total</b>	<b>\$312</b>	<b>\$5,690</b>	<b>\$2,907</b>	<b>\$2,347</b>	<b>\$2,346</b>	<b>\$6,700</b>	<b>\$1,177</b>	<b>\$2,396</b>	<b>\$0</b>	<b>\$507,952</b>
30	Benton	\$732	\$516	\$1,024	\$1,024	\$1,023	\$0	\$513	\$220	\$266	\$93,997
	Dallas	\$19	\$734	\$2,177	\$1,734	\$1,730	\$500	\$869	\$262	\$195	\$131,529
	Hickory	\$150	\$228	\$240	\$240	\$240	\$150	\$120	\$76	\$30	\$31,578
	Polk	\$150	\$927	\$1,507	\$1,504	\$1,504	\$600	\$752	\$384	\$2,294	\$137,109
	Webster	\$150	\$1,092	\$976	\$940	\$940	\$50	\$470	\$538	\$2,803	\$119,715
	<b>Circuit Total</b>	<b>\$1,201</b>	<b>\$3,496</b>	<b>\$5,925</b>	<b>\$5,442</b>	<b>\$5,437</b>	<b>\$1,300</b>	<b>\$2,724</b>	<b>\$1,480</b>	<b>\$5,587</b>	<b>\$513,928</b>
31	Greene	\$35,634	\$11,750	\$4,477	\$4,474	\$4,472	\$11,350	\$2,243	\$4,556	\$39,586	\$1,168,426
	<b>Circuit Total</b>	<b>\$35,634</b>	<b>\$11,750</b>	<b>\$4,477</b>	<b>\$4,474</b>	<b>\$4,472</b>	<b>\$11,350</b>	<b>\$2,243</b>	<b>\$4,556</b>	<b>\$39,586</b>	<b>\$1,168,426</b>
32	Bollinger	\$0	\$474	\$362	\$247	\$247	\$750	\$123	\$238	\$330	\$46,444
	Cape Girardeau	\$7,503	\$2,775	\$2,056	\$1,566	\$1,566	\$2,250	\$784	\$1,106	\$783	\$321,318
	Perry	\$300	\$627	\$1,072	\$1,071	\$1,070	\$250	\$536	\$292	\$1,047	\$97,853
	<b>Circuit Total</b>	<b>\$7,803</b>	<b>\$3,876</b>	<b>\$3,491</b>	<b>\$2,884</b>	<b>\$2,883</b>	<b>\$3,250</b>	<b>\$1,444</b>	<b>\$1,636</b>	<b>\$2,160</b>	<b>\$465,615</b>
33	Mississippi	\$145	\$626	\$994	\$968	\$968	\$100	\$484	\$280	\$656	\$95,360
	Scott	\$7,332	\$1,818	\$1,572	\$1,473	\$1,472	\$750	\$739	\$822	\$319	\$274,521
	<b>Circuit Total</b>	<b>\$7,477</b>	<b>\$2,445</b>	<b>\$2,566</b>	<b>\$2,441</b>	<b>\$2,440</b>	<b>\$850</b>	<b>\$1,223</b>	<b>\$1,102</b>	<b>\$975</b>	<b>\$369,881</b>
34	New Madrid	\$1,035	\$655	\$1,181	\$1,181	\$1,181	\$300	\$591	\$294	\$1,310	\$127,404
	Pemiscot	\$20	\$708	\$1,756	\$1,756	\$1,756	\$500	\$879	\$278	\$0	\$163,831
	<b>Circuit Total</b>	<b>\$1,055</b>	<b>\$1,363</b>	<b>\$2,938</b>	<b>\$2,938</b>	<b>\$2,938</b>	<b>\$800</b>	<b>\$1,470</b>	<b>\$572</b>	<b>\$1,310</b>	<b>\$291,236</b>
35	Dunklin	\$0	\$1,368	\$858	\$858	\$858	\$754	\$435	\$624	\$160	\$163,919
	Stoddard	\$0	\$1,592	\$1,068	\$822	\$822	\$1,200	\$412	\$754	\$211	\$131,679
	<b>Circuit Total</b>	<b>\$0</b>	<b>\$2,960</b>	<b>\$1,926</b>	<b>\$1,680</b>	<b>\$1,680</b>	<b>\$1,954</b>	<b>\$847</b>	<b>\$1,378</b>	<b>\$371</b>	<b>\$295,598</b>
36	Butler	\$193	\$1,898	\$1,062	\$969	\$969	\$1,350	\$487	\$844	\$276	\$196,626
	Ripley	\$37	\$1,616	\$616	\$366	\$368	\$300	\$183	\$300	\$423	\$70,795
	<b>Circuit Total</b>	<b>\$229</b>	<b>\$3,514</b>	<b>\$1,678</b>	<b>\$1,335</b>	<b>\$1,337</b>	<b>\$1,650</b>	<b>\$670</b>	<b>\$1,144</b>	<b>\$700</b>	<b>\$267,421</b>
37	Carter	\$0	\$227	\$1,301	\$455	\$455	\$66	\$228	\$54	\$508	\$54,630
	Howell	\$2,571	\$1,689	\$1,596	\$1,622	\$1,594	\$1,050	\$799	\$830	\$3,982	\$203,415
	Oregon	\$535	\$309	\$374	\$261	\$261	\$200	\$132	\$132	\$424	\$39,617
	Shannon	\$0	\$252	\$899	\$315	\$315	\$0	\$158	\$104	\$0	\$45,217
	<b>Circuit Total</b>	<b>\$3,106</b>	<b>\$2,477</b>	<b>\$4,170</b>	<b>\$2,654</b>	<b>\$2,625</b>	<b>\$1,316</b>	<b>\$1,317</b>	<b>\$1,120</b>	<b>\$4,914</b>	<b>\$342,880</b>
38	Christian	\$1,102	\$2,742	\$1,342	\$1,342	\$1,340	\$1,800	\$679	\$1,706	\$6,411	\$239,097
	Taney	\$4,184	\$2,391	\$1,323	\$1,323	\$1,323	\$1,500	\$663	\$896	\$7,006	\$249,774
	<b>Circuit Total</b>	<b>\$5,286</b>	<b>\$5,133</b>	<b>\$2,665</b>	<b>\$2,665</b>	<b>\$2,663</b>	<b>\$3,300</b>	<b>\$1,342</b>	<b>\$2,602</b>	<b>\$13,418</b>	<b>\$488,870</b>
39	Barry	\$2,095	\$1,654	\$970	\$968	\$968	\$1,500	\$485	\$760	\$656	\$174,050
	Lawrence	\$681	\$1,422	\$1,307	\$1,304	\$1,304	\$1,150	\$653	\$700	\$2,476	\$182,961
	Stone	\$0	\$1,680	\$726	\$702	\$703	\$700	\$358	\$362	\$554	\$137,989
	<b>Circuit Total</b>	<b>\$2,776</b>	<b>\$4,756</b>	<b>\$3,002</b>	<b>\$2,974</b>	<b>\$2,974</b>	<b>\$3,350</b>	<b>\$1,496</b>	<b>\$1,822</b>	<b>\$3,686</b>	<b>\$495,000</b>
40	McDonald	\$0	\$867	\$984	\$984	\$985	\$1,450	\$492	\$430	\$135	\$124,387
	Newton	\$600	\$1,851	\$2,169	\$2,169	\$2,164	\$2,150	\$1,086	\$826	\$1,269	\$266,442
	<b>Circuit Total</b>	<b>\$600</b>	<b>\$2,718</b>	<b>\$3,153</b>	<b>\$3,153</b>	<b>\$3,149</b>	<b>\$3,600</b>	<b>\$1,578</b>	<b>\$1,256</b>	<b>\$1,404</b>	<b>\$390,830</b>
41	Macon	\$0	\$479	\$1,053	\$1,030	\$1,033	\$0	\$516	\$228	\$835	\$87,882
	Shelby	\$150	\$180	\$408	\$404	\$403	\$150	\$202	\$84	\$891	\$37,845
	<b>Circuit Total</b>	<b>\$150</b>	<b>\$659</b>	<b>\$1,460</b>	<b>\$1,433</b>	<b>\$1,435</b>	<b>\$150</b>	<b>\$718</b>	<b>\$312</b>	<b>\$1,726</b>	<b>\$125,727</b>
42	Crawford	\$6,240	\$816	\$1,869	\$1,710	\$1,711	\$500	\$856	\$374	\$211	\$187,481
	Dent	\$1,967	\$557	\$998	\$712	\$702	\$200	\$352	\$220	\$120	\$77,283
	Iron	\$150	\$257	\$414	\$414	\$414	\$300	\$207	\$106	\$550	\$50,817
	Reynolds	\$1,855	\$178	\$302	\$302	\$302	\$50	\$151	\$82	\$365	\$31,406
	Wayne	\$321	\$393	\$969	\$969	\$968	\$300	\$485	\$260	\$405	\$88,875
	<b>Circuit Total</b>	<b>\$10,532</b>	<b>\$2,201</b>	<b>\$4,551</b>	<b>\$4,107</b>	<b>\$4,096</b>	<b>\$1,350</b>	<b>\$2,051</b>	<b>\$1,042</b>	<b>\$1,651</b>	<b>\$435,862</b>
43	Caldwell	\$0	\$339	\$593	\$592	\$592	\$400	\$296	\$144	\$417	\$57,923
	Clinton	\$0	\$731	\$1,282	\$1,282	\$1,283	\$450	\$641	\$284	\$5,256	\$128,519
	Daviess	\$0	\$243	\$1,404	\$1,272	\$1,272	\$100	\$636	\$104	\$90	\$85,062
	DeKalb	\$0	\$310	\$533	\$527	\$526	\$100	\$264	\$106	\$100	\$65,820
	Livingston	\$0	\$561	\$946	\$554	\$554	\$150	\$278	\$256	\$1,342	\$99,790
	<b>Circuit Total</b>	<b>\$0</b>	<b>\$2,184</b>	<b>\$4,757</b>	<b>\$4,227</b>	<b>\$4,226</b>	<b>\$1,200</b>	<b>\$2,116</b>	<b>\$894</b>	<b>\$7,205</b>	<b>\$437,113</b>
44	Douglas	\$0	\$463	\$465	\$465	\$465	\$300	\$232	\$220	\$3,165	\$55,101
	Ozark	\$0	\$237	\$378	\$344	\$344	\$50	\$172	\$92	\$548	\$38,615
	Wright	\$1,767	\$921	\$1,039	\$1,038	\$1,036	\$650	\$520	\$340	\$1,312	\$94,948
	<b>Circuit Total</b>	<b>\$1,767</b>	<b>\$1,621</b>	<b>\$1,881</b>	<b>\$1,846</b>	<b>\$1,844</b>	<b>\$1,000</b>	<b>\$924</b>	<b>\$652</b>	<b>\$5,025</b>	<b>\$188,664</b>
45	Lincoln	\$0	\$1,746	\$2,795	\$2,292	\$2,292	\$750	\$1,146	\$772	\$741	\$276,289
	Pike	\$218	\$485	\$850	\$850	\$850	\$300	\$425	\$220	\$1,194	\$91,937
	<b>Circuit Total</b>	<b>\$218</b>	<b>\$2,231</b>	<b>\$3,644</b>	<b>\$3,141</b>	<b>\$3,141</b>	<b>\$1,050</b>	<b>\$1,571</b>	<b>\$992</b>	<b>\$1,935</b>	<b>\$368,226</b>
FCC	Fine Collection Center	\$0	\$0	\$136,855	\$135,767	\$135,767	\$0	\$67,884	\$0	\$7,839	\$4,763,640
<b>STATE TOTAL</b>		<b>\$323,508</b>	<b>\$227,673</b>	<b>\$318,763</b>	<b>\$304,909</b>	<b>\$304,695</b>	<b>\$122,561</b>	<b>\$152,788</b>	<b>\$83,104</b>	<b>\$263,057</b>	<b>\$30,769,750</b>

# **Table 79** **Circuit Court, FY 2012** **Disbursements to Counties**

Refer to the last page of this section for a list of the disbursements included in 'Other.'

Cir No	County	Fine	Sheriff Fee	Board Bill	County Fee	Clerk County	Sheriff Deputy Salary Supp	County Law Ent Restitution	Misc County Fees
1	Clark	\$22,419	\$10,412	\$77,205	\$15,286	\$3,913	\$1,545	\$51,236	\$107
	Schulyer	\$20,827	\$3,362	\$8,595	\$4,143	\$3,064	\$810	\$0	\$2,257
	Scotland	\$19,278	\$3,897	\$21,192	\$5,783	\$2,517	\$773	\$0	\$2,148
	<b>Circuit Total</b>	<b>\$62,524</b>	<b>\$17,671</b>	<b>\$106,992</b>	<b>\$25,212</b>	<b>\$9,494</b>	<b>\$3,128</b>	<b>\$51,236</b>	<b>\$4,512</b>
2	Adair	\$50,934	\$17,172	\$65,835	\$15,497	\$8,340	\$0	\$0	\$514
	Knox	\$9,243	\$1,538	\$5,497	\$2,368	\$1,589	\$0	\$925	\$222
	Lewis	\$43,935	\$5,253	\$56,649	\$12,888	\$5,051	\$0	\$39,383	\$118
	<b>Circuit Total</b>	<b>\$104,112</b>	<b>\$23,962</b>	<b>\$127,981</b>	<b>\$30,752</b>	<b>\$14,981</b>	<b>\$0</b>	<b>\$40,308</b>	<b>\$854</b>
3	Grundy	\$38,023	\$6,292	\$16,961	\$6,681	\$3,813	\$1,481	\$3,225	\$1,169
	Harrison	\$103,586	\$9,094	\$30,932	\$13,947	\$5,770	\$909	\$0	\$276
	Mercer	\$27,819	\$4,750	\$8,221	\$5,386	\$2,082	\$707	\$466	\$1,014
	Putnam	\$30,426	\$7,758	\$20,503	\$5,426	\$2,975	\$860	\$3,640	\$613
	<b>Circuit Total</b>	<b>\$199,854</b>	<b>\$27,894</b>	<b>\$76,618</b>	<b>\$31,440</b>	<b>\$14,640</b>	<b>\$3,957</b>	<b>\$7,331</b>	<b>\$3,072</b>
4	Atchison	\$72,351	\$8,314	\$27,223	\$7,624	\$3,453	\$1,797	\$3,700	\$1,140
	Gentry	\$24,887	\$3,163	\$15,019	\$3,598	\$2,460	\$420	\$1,573	\$656
	Holt	\$60,115	\$6,566	\$20,023	\$7,280	\$3,276	\$160	\$0	\$642
	Nodaway	\$102,334	\$18,520	\$89,915	\$18,663	\$8,222	\$2,465	\$0	\$93
	Worth	\$8,290	\$1,242	\$6,686	\$1,483	\$641	\$130	\$0	\$10
	<b>Circuit Total</b>	<b>\$267,977</b>	<b>\$37,805</b>	<b>\$158,866</b>	<b>\$38,649</b>	<b>\$18,052</b>	<b>\$4,972</b>	<b>\$5,273</b>	<b>\$2,540</b>
5	Andrew	\$75,083	\$9,189	\$61,990	\$10,697	\$11,971	\$0	\$0	\$763
	Buchanan	\$94,548	\$55,873	\$61,546	\$58,896	\$36,369	\$0	\$0	\$5,357
	<b>Circuit Total</b>	<b>\$169,631</b>	<b>\$65,062</b>	<b>\$123,536</b>	<b>\$69,592</b>	<b>\$48,340</b>	<b>\$0</b>	<b>\$0</b>	<b>\$6,119</b>
6	Platte	\$322,232	\$20,929	\$43	\$71,604	\$36,866	\$0	\$0	\$42,335
	<b>Circuit Total</b>	<b>\$322,232</b>	<b>\$20,929</b>	<b>\$43</b>	<b>\$71,604</b>	<b>\$36,866</b>	<b>\$0</b>	<b>\$0</b>	<b>\$42,335</b>
7	Clay	\$344,818	\$68,795	\$0	\$77,933	\$78,865	\$0	\$0	\$62,523
	<b>Circuit Total</b>	<b>\$344,818</b>	<b>\$68,795</b>	<b>\$0</b>	<b>\$77,933</b>	<b>\$78,865</b>	<b>\$0</b>	<b>\$0</b>	<b>\$62,523</b>
8	Carroll	\$49,348	\$11,286	\$22,013	\$5,558	\$4,350	\$2,490	\$8,842	\$135
	Ray	\$65,860	\$26,405	\$31,563	\$14,063	\$9,841	\$6,756	\$14,245	\$3,108
	<b>Circuit Total</b>	<b>\$115,208</b>	<b>\$37,691</b>	<b>\$53,576</b>	<b>\$19,621</b>	<b>\$14,191</b>	<b>\$9,246</b>	<b>\$23,087</b>	<b>\$3,243</b>
9	Chariton	\$34,849	\$7,438	\$14,327	\$5,837	\$3,181	\$1,414	\$5,615	\$651
	Linn	\$74,819	\$12,982	\$17,286	\$10,110	\$5,129	\$0	\$0	\$586
	Sullivan	\$38,912	\$7,685	\$10,006	\$6,366	\$3,164	\$2,184	\$4,564	\$496
	<b>Circuit Total</b>	<b>\$148,579</b>	<b>\$28,106</b>	<b>\$41,619</b>	<b>\$22,312</b>	<b>\$11,475</b>	<b>\$3,598</b>	<b>\$10,178</b>	<b>\$1,733</b>
10	Marion	\$104,670	\$30,251	\$38,141	\$33,524	\$16,799	\$9,449	\$45,624	\$4,789
	Monroe	\$47,531	\$5,661	\$31,641	\$7,540	\$3,693	\$660	\$19,007	\$764
	Ralls	\$80,303	\$4,835	\$52,921	\$12,038	\$5,061	\$1,455	\$0	\$1,564
	<b>Circuit Total</b>	<b>\$232,504</b>	<b>\$40,747</b>	<b>\$122,703</b>	<b>\$53,102</b>	<b>\$25,554</b>	<b>\$11,564</b>	<b>\$64,630</b>	<b>\$7,117</b>
11	St. Charles	\$699,363	\$97,158	\$0	\$135,431	\$107,174	\$0	\$0	\$19,645
	<b>Circuit Total</b>	<b>\$699,363</b>	<b>\$97,158</b>	<b>\$0</b>	<b>\$135,431</b>	<b>\$107,174</b>	<b>\$0</b>	<b>\$0</b>	<b>\$19,645</b>
12	Audrain	\$61,236	\$22,494	\$75,083	\$21,751	\$9,162	\$2,051	\$14,985	\$2,115
	Montgomery	\$146,610	\$9,390	\$42,474	\$19,233	\$7,025	\$347	\$1,309	\$464
	Warren	\$223,199	\$19,148	\$152,457	\$35,708	\$16,140	\$0	\$50	\$7,841
	<b>Circuit Total</b>	<b>\$431,045</b>	<b>\$51,032</b>	<b>\$270,014</b>	<b>\$76,692</b>	<b>\$32,326</b>	<b>\$2,398</b>	<b>\$16,344</b>	<b>\$10,420</b>
13	Boone	\$422,029	\$235,408	\$392	\$102,549	\$55,007	\$84,865	\$0	\$24,186
	Callaway	\$255,285	\$38,282	\$100	\$35,431	\$16,151	\$6,508	\$0	\$1,138
	<b>Circuit Total</b>	<b>\$677,315</b>	<b>\$273,690</b>	<b>\$492</b>	<b>\$137,980</b>	<b>\$71,157</b>	<b>\$91,373</b>	<b>\$0</b>	<b>\$25,324</b>
14	Howard	\$32,692	\$5,460	\$2,849	\$7,076	\$3,210	\$0	\$7,339	\$22
	Randolph	\$44,653	\$19,527	\$22,842	\$28,068	\$11,431	\$60	\$2,912	\$7,230
	<b>Circuit Total</b>	<b>\$77,345</b>	<b>\$24,987</b>	<b>\$25,691</b>	<b>\$35,144</b>	<b>\$14,642</b>	<b>\$60</b>	<b>\$10,251</b>	<b>\$7,252</b>
15	Lafayette	\$459,161	\$34,225	\$56,428	\$48,342	\$19,314	\$5,036	\$2,435	\$7,693
	Saline	\$265,338	\$25,994	\$20,653	\$22,975	\$10,147	\$6,006	\$0	\$2,502
	<b>Circuit Total</b>	<b>\$724,500</b>	<b>\$60,219</b>	<b>\$77,081</b>	<b>\$71,316</b>	<b>\$29,461</b>	<b>\$11,042</b>	<b>\$2,435</b>	<b>\$10,195</b>
16	Jackson	\$317,459	\$1,047,748	\$47,845	\$148,674	\$233,724	\$367,134	\$0	\$523,142
	<b>Circuit Total</b>	<b>\$317,459</b>	<b>\$1,047,748</b>	<b>\$47,845</b>	<b>\$148,674</b>	<b>\$233,724</b>	<b>\$367,134</b>	<b>\$0</b>	<b>\$523,142</b>
17	Cass	\$497,947	\$25,873	\$50,103	\$71,125	\$46,550	\$760	\$20,475	\$10,405
	Johnson	\$223,661	\$21,283	\$38,041	\$36,766	\$20,087	\$0	\$0	\$3,331
	<b>Circuit Total</b>	<b>\$721,608</b>	<b>\$47,156</b>	<b>\$88,144</b>	<b>\$107,891</b>	<b>\$66,637</b>	<b>\$760</b>	<b>\$20,475</b>	<b>\$13,735</b>
18	Cooper	\$186,985	\$21,719	\$32,239	\$25,179	\$12,836	\$550	\$0	\$2,818
	Pettis	\$79,811	\$21,506	\$37,573	\$22,657	\$18,075	\$1,717	\$0	\$5,543
	<b>Circuit Total</b>	<b>\$266,796</b>	<b>\$43,226</b>	<b>\$69,812</b>	<b>\$47,836</b>	<b>\$30,911</b>	<b>\$2,267</b>	<b>\$0</b>	<b>\$8,361</b>
19	Cole	\$139,073	\$23,958	\$68,541	\$45,498	\$28,442	\$0	\$0	\$36,234
	<b>Circuit Total</b>	<b>\$139,073</b>	<b>\$23,958</b>	<b>\$68,541</b>	<b>\$45,498</b>	<b>\$28,442</b>	<b>\$0</b>	<b>\$0</b>	<b>\$36,234</b>
20	Franklin	\$726,989	\$209,680	\$171,354	\$123,788	\$50,325	\$50,617	\$0	\$20,550
	Gasconade	\$57,623	\$29,436	\$37,691	\$10,238	\$5,708	\$5,474	\$0	\$2,196
	Osage	\$30,147	\$9,735	\$19,076	\$10,092	\$4,430	\$1,264	\$0	\$3,165
	<b>Circuit Total</b>	<b>\$814,760</b>	<b>\$248,851</b>	<b>\$228,121</b>	<b>\$144,118</b>	<b>\$60,463</b>	<b>\$57,355</b>	<b>\$0</b>	<b>\$25,911</b>
21	St Louis County	\$1,268,779	\$3,475,908	\$0	\$232,496	\$368,341	\$1,196,411	\$0	\$247,379
	<b>Circuit Total</b>	<b>\$1,268,779</b>	<b>\$3,475,908</b>	<b>\$0</b>	<b>\$232,496</b>	<b>\$368,341</b>	<b>\$1,196,411</b>	<b>\$0</b>	<b>\$247,379</b>
22	The City of St. Louis	\$33,440	\$489,244	\$0	\$103,334	\$163,639	\$198,971	\$0	\$146,662
	<b>Circuit Total</b>	<b>\$33,440</b>	<b>\$489,244</b>	<b>\$0</b>	<b>\$103,334</b>	<b>\$163,639</b>	<b>\$198,971</b>	<b>\$0</b>	<b>\$146,662</b>
23	Jefferson	\$524,350	\$73,614	\$78,558	\$107,557	\$71,082	\$1,103	\$0	\$25,387
	<b>Circuit Total</b>	<b>\$524,350</b>	<b>\$73,614</b>	<b>\$78,558</b>	<b>\$107,557</b>	<b>\$71,082</b>	<b>\$1,103</b>	<b>\$0</b>	<b>\$25,387</b>
24	Madison	\$112,010	\$18,635	\$12,699	\$14,344	\$5,496	\$4,526	\$30,048	\$929
	St. Francois	\$337,277	\$78,547	\$177,713	\$52,559	\$28,218	\$14,527	\$43,091	\$9,565
	Ste. Genevieve	\$110,214	\$18,450	\$32,085	\$25,951	\$9,465	\$3,943	\$98,893	\$5,471
	Washington	\$40,015	\$26,889	\$28,584	\$17,983	\$8,855	\$574	\$300	\$1,303
	<b>Circuit Total</b>	<b>\$599,515</b>	<b>\$142,521</b>	<b>\$251,081</b>	<b>\$110,837</b>	<b>\$52,033</b>	<b>\$23,570</b>	<b>\$172,332</b>	<b>\$17,269</b>

# **Table 79** **Circuit Court, FY 2012** **Disbursements to Counties**

Refer to the last page of this section for a list of the disbursements included in 'Other.'

Cir No	County	Family Court	Bonds Forfeited	Law Enforcement Training	Domestic Violence Surcharge	Prosecuting Attorney Training-County	Other (2)	Totals
1	Clark	\$0	\$0	\$1,118	\$1,331	\$293	\$7,578	\$192,443
	Schulyer	\$0	\$0	\$598	\$54	\$151	\$925	\$44,787
	Scotland	\$0	\$10,200	\$654	\$0	\$160	\$3,804	\$70,405
	<b>Circuit Total</b>	<b>\$0</b>	<b>\$10,200</b>	<b>\$2,369</b>	<b>\$1,385</b>	<b>\$605</b>	<b>\$12,307</b>	<b>\$307,635</b>
2	Adair	\$0	\$0	\$1,266	\$1,736	\$324	\$1,817	\$163,434
	Knox	\$0	\$1,000	\$300	\$370	\$75	\$1,625	\$24,752
	Lewis	\$0	\$1,000	\$1,464	\$1,612	\$369	\$3,121	\$170,843
	<b>Circuit Total</b>	<b>\$0</b>	<b>\$2,000</b>	<b>\$3,030</b>	<b>\$3,718</b>	<b>\$768</b>	<b>\$6,562</b>	<b>\$359,028</b>
3	Grundy	\$0	\$0	\$690	\$0	\$176	\$1,502	\$80,012
	Harrison	\$0	\$0	\$1,746	\$0	\$437	\$2,976	\$169,674
	Mercer	\$0	\$534	\$620	\$0	\$153	\$1,694	\$53,446
	Putnam	\$0	\$400	\$728	\$0	\$142	\$4,065	\$77,535
	<b>Circuit Total</b>	<b>\$0</b>	<b>\$934</b>	<b>\$3,783</b>	<b>\$0</b>	<b>\$908</b>	<b>\$10,237</b>	<b>\$380,668</b>
4	Atchison	\$0	\$399	\$940	\$1,065	\$233	\$2,339	\$130,578
	Gentry	\$0	\$5,400	\$470	\$0	\$115	\$1,069	\$58,830
	Holt	\$0	\$0	\$960	\$0	\$241	\$847	\$100,112
	Nodaway	\$0	\$0	\$1,698	\$336	\$431	\$5,581	\$248,257
	Worth	\$0	\$0	\$174	\$0	\$41	\$816	\$19,512
	<b>Circuit Total</b>	<b>\$0</b>	<b>\$5,799</b>	<b>\$4,242</b>	<b>\$1,401</b>	<b>\$1,062</b>	<b>\$10,652</b>	<b>\$557,288</b>
5	Andrew	\$0	\$7,950	\$1,195	\$712	\$310	\$104	\$179,963
	Buchanan	\$0	\$0	\$4,792	\$4,694	\$1,238	\$13,998	\$337,310
	<b>Circuit Total</b>	<b>\$0</b>	<b>\$7,950</b>	<b>\$5,987</b>	<b>\$5,406</b>	<b>\$1,548</b>	<b>\$14,102</b>	<b>\$517,273</b>
6	Platte	\$0	\$45,375	\$9,120	\$9,122	\$2,287	\$9,210	\$569,122
	<b>Circuit Total</b>	<b>\$0</b>	<b>\$45,375</b>	<b>\$9,120</b>	<b>\$9,122</b>	<b>\$2,287</b>	<b>\$9,210</b>	<b>\$569,122</b>
7	Clay	\$117,351	\$16,095	\$9,928	\$14,978	\$2,503	\$26,366	\$820,154
	<b>Circuit Total</b>	<b>\$117,351</b>	<b>\$16,095</b>	<b>\$9,928</b>	<b>\$14,978</b>	<b>\$2,503</b>	<b>\$26,366</b>	<b>\$820,154</b>
8	Carroll	\$0	\$1,750	\$724	\$0	\$181	\$1,767	\$108,443
	Ray	\$0	\$1,223	\$1,362	\$2,348	\$343	\$8,930	\$186,047
	<b>Circuit Total</b>	<b>\$0</b>	<b>\$2,973</b>	<b>\$2,086</b>	<b>\$2,348</b>	<b>\$524</b>	<b>\$10,697</b>	<b>\$294,490</b>
9	Chariton	\$0	\$300	\$625	\$0	\$157	\$1,052	\$75,445
	Linn	\$0	\$0	\$1,350	\$0	\$340	\$3,141	\$125,746
	Sullivan	\$0	\$0	\$830	\$0	\$207	\$2,586	\$76,999
	<b>Circuit Total</b>	<b>\$0</b>	<b>\$300</b>	<b>\$2,805</b>	<b>\$0</b>	<b>\$705</b>	<b>\$6,779</b>	<b>\$278,190</b>
10	Marion	\$0	\$1,019	\$3,838	\$843	\$972	\$10,723	\$300,642
	Monroe	\$0	\$0	\$804	\$164	\$200	\$1,664	\$119,329
	Ralls	\$0	\$1,090	\$1,754	\$207	\$445	\$2,027	\$163,701
	<b>Circuit Total</b>	<b>\$0</b>	<b>\$2,109</b>	<b>\$6,396</b>	<b>\$1,214</b>	<b>\$1,617</b>	<b>\$14,415</b>	<b>\$583,671</b>
11	St. Charles	\$107,066	\$74,765	\$15,100	\$2,810	\$3,810	\$26,368	\$1,288,690
	<b>Circuit Total</b>	<b>\$107,066</b>	<b>\$74,765</b>	<b>\$15,100</b>	<b>\$2,810</b>	<b>\$3,810</b>	<b>\$26,368</b>	<b>\$1,288,690</b>
12	Audrain	\$0	\$1,760	\$1,486	\$1,674	\$381	\$6,158	\$220,335
	Montgomery	\$0	\$3,536	\$2,184	\$2,303	\$552	\$10,868	\$246,295
	Warren	\$0	\$1,526	\$3,968	\$4,473	\$1,020	\$10,175	\$475,704
	<b>Circuit Total</b>	<b>\$0</b>	<b>\$6,822</b>	<b>\$7,638</b>	<b>\$8,450</b>	<b>\$1,953</b>	<b>\$27,201</b>	<b>\$942,333</b>
13	Boone	\$35,513	\$89,673	\$10,113	\$13,027	\$2,580	\$45,012	\$1,120,353
	Callaway	\$9,056	\$9,519	\$4,106	\$4,782	\$1,042	\$13,775	\$395,175
	<b>Circuit Total</b>	<b>\$44,569</b>	<b>\$99,192</b>	<b>\$14,219</b>	<b>\$17,809</b>	<b>\$3,622</b>	<b>\$58,787</b>	<b>\$1,515,527</b>
14	Howard	\$0	\$0	\$588	\$174	\$148	\$3,208	\$62,766
	Randolph	\$0	\$13,700	\$2,542	\$0	\$635	\$6,185	\$159,786
	<b>Circuit Total</b>	<b>\$0</b>	<b>\$13,700</b>	<b>\$3,130</b>	<b>\$174</b>	<b>\$784</b>	<b>\$9,392</b>	<b>\$222,552</b>
15	Lafayette	\$0	\$12,500	\$6,236	\$7,031	\$1,560	\$13,382	\$673,343
	Saline	\$0	\$11,000	\$2,676	\$3,146	\$668	\$1,311	\$372,416
	<b>Circuit Total</b>	<b>\$0</b>	<b>\$23,500</b>	<b>\$8,912</b>	<b>\$10,177</b>	<b>\$2,228</b>	<b>\$14,693</b>	<b>\$1,045,759</b>
16	Jackson	\$149,481	\$4,433	\$10,942	\$76,197	\$2,844	\$3,577	\$2,933,199
	<b>Circuit Total</b>	<b>\$149,481</b>	<b>\$4,433</b>	<b>\$10,942</b>	<b>\$76,197</b>	<b>\$2,844</b>	<b>\$3,577</b>	<b>\$2,933,199</b>
17	Cass	\$0	\$0	\$10,254	\$2,550	\$2,584	\$68,264	\$806,890
	Johnson	\$0	\$1,250	\$4,448	\$1,404	\$1,122	\$18,272	\$369,663
	<b>Circuit Total</b>	<b>\$0</b>	<b>\$1,250</b>	<b>\$14,702</b>	<b>\$3,954</b>	<b>\$3,705</b>	<b>\$86,536</b>	<b>\$1,176,553</b>
18	Cooper	\$0	\$0	\$3,003	\$3,313	\$765	\$6,943	\$296,349
	Pettis	\$0	\$17,600	\$2,095	\$1,545	\$538	\$5,382	\$214,043
	<b>Circuit Total</b>	<b>\$0</b>	<b>\$17,600</b>	<b>\$5,098</b>	<b>\$4,858</b>	<b>\$1,303</b>	<b>\$12,325</b>	<b>\$510,392</b>
19	Cole	\$35,630	\$27,363	\$3,586	\$5,712	\$982	\$17,315	\$432,333
	<b>Circuit Total</b>	<b>\$35,630</b>	<b>\$27,363</b>	<b>\$3,586</b>	<b>\$5,712</b>	<b>\$982</b>	<b>\$17,315</b>	<b>\$432,333</b>
20	Franklin	\$26,436	\$17,579	\$15,412	\$0	\$3,865	\$37,494	\$1,454,091
	Gasconade	\$3,255	\$500	\$971	\$0	\$250	\$3,979	\$157,321
	Osage	\$2,100	\$1,829	\$1,084	\$1,240	\$273	\$3,454	\$87,888
	<b>Circuit Total</b>	<b>\$31,791</b>	<b>\$19,908</b>	<b>\$17,466</b>	<b>\$1,240</b>	<b>\$4,388</b>	<b>\$44,927</b>	<b>\$1,699,300</b>
21	St. Louis County	\$178,324	\$0	\$24,889	\$20,645	\$6,339	\$109,822	\$7,129,334
	<b>Circuit Total</b>	<b>\$178,324</b>	<b>\$0</b>	<b>\$24,889</b>	<b>\$20,645</b>	<b>\$6,339</b>	<b>\$109,822</b>	<b>\$7,129,334</b>
22	The City of St. Louis	\$31,560	\$76,200	\$3,606	\$20,298	\$976	\$4,445	\$1,272,374
	<b>Circuit Total</b>	<b>\$31,560</b>	<b>\$76,200</b>	<b>\$3,606</b>	<b>\$20,298</b>	<b>\$976</b>	<b>\$4,445</b>	<b>\$1,272,374</b>
23	Jefferson	\$48,437	\$0	\$9,962	\$9,997	\$2,587	\$76,390	\$1,029,021
	<b>Circuit Total</b>	<b>\$48,437</b>	<b>\$0</b>	<b>\$9,962</b>	<b>\$9,997</b>	<b>\$2,587</b>	<b>\$76,390</b>	<b>\$1,029,021</b>
24	Madison	\$0	\$2,855	\$1,463	\$340	\$369	\$7,252	\$210,966
	St. Francois	\$0	\$24,368	\$4,943	\$6,421	\$1,295	\$16,358	\$794,881
	Ste. Genevieve	\$0	\$0	\$3,325	\$4,589	\$840	\$10,629	\$323,853
	Washington	\$0	\$0	\$1,595	\$406	\$407	\$4,909	\$131,820
	<b>Circuit Total</b>	<b>\$0</b>	<b>\$27,223</b>	<b>\$11,325</b>	<b>\$11,755</b>	<b>\$2,910</b>	<b>\$39,147</b>	<b>\$1,461,519</b>

**Table 79**  
**Circuit Court, FY 2012**  
**Disbursements to Counties**

Refer to the last page of this section for a list of the disbursements included in 'Other.'

Cir No	County	Fine	Sheriff Fee	Board Bill	County Fee	Clerk County	Sheriff Deputy Salary Supp	County Law Ent Restitution	Misc County Fees
25	Maries	\$21,114	\$6,657	\$5,204	\$7,121	\$4,006	\$0	\$5,412	\$1,547
	Phelps	\$254,981	\$13,110	\$70,447	\$36,010	\$20,940	\$0	\$71,924	\$3,457
	Pulaski	\$270,226	\$19,465	\$86,946	\$38,372	\$21,190	\$0	\$52,383	\$1,072
	Texas	\$110,027	\$15,654	\$55,048	\$21,200	\$8,693	\$0	\$25,420	\$9,272
	<b>Circuit Total</b>	<b>\$656,348</b>	<b>\$54,886</b>	<b>\$217,645</b>	<b>\$102,703</b>	<b>\$54,829</b>	<b>\$0</b>	<b>\$155,139</b>	<b>\$15,349</b>
26	Camden	\$232,712	\$63,967	\$198,059	\$39,297	\$18,970	\$10,950	\$0	\$4,362
	Laclede	\$201,359	\$46,796	\$192,342	\$33,935	\$17,580	\$10,320	\$0	\$10,202
	Miller	\$139,491	\$32,216	\$34,936	\$25,315	\$10,740	\$6,306	\$0	\$6,953
	Moniteau	\$70,065	\$17,727	\$15,231	\$10,100	\$5,211	\$3,495	\$25	\$1,789
	Morgan	\$108,487	\$23,829	\$100,103	\$8,002	\$17,140	\$3,468	\$27,255	\$788
	<b>Circuit Total</b>	<b>\$752,113</b>	<b>\$184,536</b>	<b>\$540,670</b>	<b>\$125,787</b>	<b>\$60,502</b>	<b>\$34,538</b>	<b>\$27,280</b>	<b>\$24,094</b>
27	Bates	\$150,633	\$11,243	\$27,907	\$19,221	\$8,763	\$1,122	\$0	\$1,853
	Henry	\$67,921	\$15,291	\$29,026	\$15,913	\$11,175	\$0	\$0	\$1,258
	St. Clair	\$103,155	\$4,839	\$15,629	\$11,504	\$6,101	\$0	\$0	\$651
	<b>Circuit Total</b>	<b>\$321,709</b>	<b>\$31,373</b>	<b>\$72,562</b>	<b>\$46,638</b>	<b>\$26,038</b>	<b>\$1,122</b>	<b>\$0</b>	<b>\$3,762</b>
28	Barton	\$41,600	\$17,260	\$8,848	\$8,660	\$4,739	\$3,933	\$0	\$1,052
	Cedar	\$35,815	\$22,333	\$13,886	\$12,342	\$5,314	\$3,050	\$1,463	\$2,111
	Dade	\$16,060	\$9,637	\$12,657	\$5,595	\$3,207	\$2,500	\$0	\$2,108
	Vernon	\$52,755	\$17,722	\$16,568	\$16,518	\$8,339	\$4,349	\$34,533	\$788
	<b>Circuit Total</b>	<b>\$146,228</b>	<b>\$66,952</b>	<b>\$51,958</b>	<b>\$43,115</b>	<b>\$21,599</b>	<b>\$13,831</b>	<b>\$35,996</b>	<b>\$6,058</b>
29	Jasper	\$245,358	\$38,580	\$22,488	\$51,752	\$48,197	\$0	\$23,769	\$9,583
	<b>Circuit Total</b>	<b>\$245,358</b>	<b>\$38,580</b>	<b>\$22,488</b>	<b>\$51,752</b>	<b>\$48,197</b>	<b>\$0</b>	<b>\$23,769</b>	<b>\$9,583</b>
30	Benton	\$124,033	\$12,012	\$26,234	\$19,455	\$8,174	\$2,260	\$0	\$574
	Dallas	\$75,203	\$27,598	\$38,546	\$25,888	\$10,651	\$4,134	\$5,995	\$2,857
	Hickory	\$13,776	\$12,487	\$14,722	\$4,545	\$2,710	\$2,010	\$5,415	\$360
	Polk	\$146,697	\$40,897	\$47,818	\$22,314	\$11,603	\$7,379	\$35,043	\$977
	Webster	\$83,480	\$29,462	\$17,680	\$15,500	\$11,329	\$8,690	\$2,601	\$4,977
	<b>Circuit Total</b>	<b>\$443,189</b>	<b>\$122,455</b>	<b>\$145,000</b>	<b>\$87,702</b>	<b>\$44,466</b>	<b>\$24,473</b>	<b>\$49,053</b>	<b>\$9,745</b>
31	Greene	\$400,313	\$295,904	\$3,608	\$93,936	\$108,088	\$71,309	\$0	\$10,795
	<b>Circuit Total</b>	<b>\$400,313</b>	<b>\$295,904</b>	<b>\$3,608</b>	<b>\$93,936</b>	<b>\$108,088</b>	<b>\$71,309</b>	<b>\$0</b>	<b>\$10,795</b>
32	Bollinger	\$32,021	\$9,602	\$6,963	\$5,591	\$4,324	\$1,781	\$3,934	\$1,661
	Cape Girardeau	\$179,733	\$27,859	\$139,639	\$33,370	\$28,961	\$300	\$68,893	\$11,445
	Perry	\$158,692	\$15,797	\$18,726	\$18,991	\$8,351	\$2,921	\$12,777	\$4,106
	<b>Circuit Total</b>	<b>\$370,446</b>	<b>\$53,258</b>	<b>\$165,328</b>	<b>\$57,952</b>	<b>\$41,636</b>	<b>\$5,002</b>	<b>\$85,604</b>	<b>\$17,211</b>
33	Mississippi	\$99,641	\$4,723	\$27,337	\$15,387	\$7,230	\$0	\$9,522	\$172
	Scott	\$83,758	\$35,823	\$79,059	\$39,047	\$18,572	\$0	\$38,859	\$3,972
	<b>Circuit Total</b>	<b>\$183,399</b>	<b>\$40,546</b>	<b>\$106,396</b>	<b>\$54,434</b>	<b>\$25,802</b>	<b>\$0</b>	<b>\$48,381</b>	<b>\$4,144</b>
34	New Madrid	\$104,565	\$10,319	\$3,906	\$24,985	\$8,490	\$0	\$45,531	\$732
	Pemiscot	\$123,261	\$14,504	\$16,078	\$32,169	\$10,331	\$0	\$133,902	\$562
	<b>Circuit Total</b>	<b>\$227,826</b>	<b>\$24,823</b>	<b>\$19,984</b>	<b>\$57,154</b>	<b>\$18,822</b>	<b>\$0</b>	<b>\$179,433</b>	<b>\$1,294</b>
35	Dunklin	\$42,314	\$23,155	\$1,628	\$29,201	\$14,640	\$0	\$6,121	\$346
	Stoddard	\$44,994	\$12,979	\$0	\$20,087	\$13,493	\$0	\$23,383	\$1,688
	<b>Circuit Total</b>	<b>\$87,307</b>	<b>\$36,134</b>	<b>\$1,628</b>	<b>\$49,289</b>	<b>\$28,133</b>	<b>\$0</b>	<b>\$29,504</b>	<b>\$2,033</b>
36	Butler	\$52,169	\$15,974	\$34,244	\$22,786	\$18,732	\$0	\$2,564	\$1,188
	Ripley	\$19,274	\$8,910	\$15,727	\$8,064	\$6,454	\$0	\$28,508	\$3,293
	<b>Circuit Total</b>	<b>\$71,443</b>	<b>\$24,884</b>	<b>\$49,971</b>	<b>\$30,849</b>	<b>\$25,186</b>	<b>\$0</b>	<b>\$31,072</b>	<b>\$4,481</b>
37	Carter	\$52,790	\$7,857	\$3,804	\$6,472	\$5,140	\$0	\$8,850	\$492
	Howell	\$126,172	\$39,839	\$36,991	\$27,191	\$16,691	\$11,623	\$40,701	\$5,326
	Oregon	\$25,121	\$6,279	\$8,639	\$5,748	\$3,682	\$826	\$0	\$580
	Shannon	\$35,693	\$7,443	\$5,814	\$5,899	\$4,181	\$920	\$300	\$407
	<b>Circuit Total</b>	<b>\$239,776</b>	<b>\$61,417</b>	<b>\$55,248</b>	<b>\$45,310</b>	<b>\$29,693</b>	<b>\$13,369</b>	<b>\$49,851</b>	<b>\$6,806</b>
38	Christian	\$94,754	\$16,425	\$0	\$31,290	\$22,589	\$0	\$0	\$3,563
	Taney	\$82,183	\$24,638	\$8,391	\$41,653	\$21,334	\$0	\$0	\$6,751
	<b>Circuit Total</b>	<b>\$176,937</b>	<b>\$41,063</b>	<b>\$8,391</b>	<b>\$72,943</b>	<b>\$43,923</b>	<b>\$0</b>	<b>\$0</b>	<b>\$10,314</b>
39	Barry	\$34,658	\$11,210	\$32,670	\$20,616	\$15,271	\$0	\$20,642	\$2,498
	Lawrence	\$83,332	\$18,760	\$16,292	\$35,914	\$14,449	\$240	\$28,444	\$4,493
	Stone	\$26,317	\$11,016	\$45,506	\$14,502	\$12,067	\$0	\$32,038	\$4,268
	<b>Circuit Total</b>	<b>\$144,307</b>	<b>\$40,985</b>	<b>\$94,468</b>	<b>\$71,033</b>	<b>\$41,787</b>	<b>\$240</b>	<b>\$81,123</b>	<b>\$11,258</b>
40	McDonald	\$104,744	\$7,300	\$5,622	\$18,763	\$9,194	\$0	\$0	\$1,621
	Newton	\$245,355	\$26,947	\$27,110	\$37,674	\$21,274	\$0	\$0	\$3,429
	<b>Circuit Total</b>	<b>\$350,099</b>	<b>\$34,247</b>	<b>\$32,732</b>	<b>\$56,437</b>	<b>\$30,468</b>	<b>\$0</b>	<b>\$0</b>	<b>\$5,049</b>
41	Macon	\$81,394	\$23,644	\$45,423	\$18,322	\$7,353	\$3,808	\$27,421	\$845
	Shelby	\$24,836	\$8,392	\$21,855	\$7,608	\$3,070	\$1,774	\$28,829	\$455
	<b>Circuit Total</b>	<b>\$106,230</b>	<b>\$32,036</b>	<b>\$67,279</b>	<b>\$25,930</b>	<b>\$10,423</b>	<b>\$5,582</b>	<b>\$56,250</b>	<b>\$1,300</b>
42	Crawford	\$66,538	\$22,182	\$115,080	\$45,364	\$12,489	\$0	\$205,324	\$16,986
	Dent	\$72,907	\$13,775	\$28,757	\$14,930	\$6,513	\$380	\$36,591	\$148
	Iron	\$30,358	\$10,088	\$20,758	\$9,258	\$3,351	\$1,540	\$37,192	\$2,637
	Reynolds	\$15,093	\$9,161	\$9,095	\$8,554	\$2,286	\$1,150	\$28,292	\$854
	Wayne	\$56,914	\$14,700	\$22,031	\$16,880	\$6,645	\$1,298	\$54,924	\$1,060
	<b>Circuit Total</b>	<b>\$241,810</b>	<b>\$69,907</b>	<b>\$195,720</b>	<b>\$94,986</b>	<b>\$31,285</b>	<b>\$4,368</b>	<b>\$362,322</b>	<b>\$21,685</b>
43	Caldwell	\$86,060	\$12,106	\$126,033	\$9,652	\$4,289	\$0	\$1,800	\$1,229
	Clinton	\$212,605	\$13,860	\$84,803	\$22,915	\$9,354	\$800	\$4,786	\$4,706
	Daviess	\$99,931	\$5,731	\$55,441	\$17,495	\$6,445	\$62	\$0	\$1,152
	DeKalb	\$66,668	\$5,731	\$118,450	\$10,368	\$4,432	\$0	\$463	\$1,998
	Livingston	\$61,734	\$8,801	\$70,492	\$10,436	\$7,439	\$390	\$0	\$3,787
	<b>Circuit Total</b>	<b>\$526,997</b>	<b>\$46,228</b>	<b>\$455,219</b>	<b>\$70,867</b>	<b>\$31,960</b>	<b>\$1,252</b>	<b>\$7,049</b>	<b>\$12,872</b>
44	Douglas	\$50,340	\$4,259	\$26,684	\$9,209	\$4,653	\$0	\$2,710	\$863
	Ozark	\$31,784	\$3,864	\$19,831	\$6,244	\$3,192	\$0	\$0	\$260
	Wright	\$68,261	\$16,469	\$52,223	\$17,318	\$7,996	\$0	\$19,175	\$1,016
	<b>Circuit Total</b>	<b>\$150,384</b>	<b>\$24,592</b>	<b>\$98,738</b>	<b>\$32,771</b>	<b>\$15,841</b>	<b>\$0</b>	<b>\$21,885</b>	<b>\$2,140</b>
45	Lincoln	\$232,843	\$40,865	\$75,106	\$45,614	\$22,696	\$110	\$41,467	\$10,327
	Pike	\$77,208	\$11,549	\$39,373	\$16,175	\$7,490	\$150	\$9,476	\$2,761
	<b>Circuit Total</b>	<b>\$310,051</b>	<b>\$52,415</b>	<b>\$114,478</b>	<b>\$61,790</b>	<b>\$30,186</b>	<b>\$260</b>	<b>\$50,943</b>	<b>\$13,088</b>
FCC	Fine Collection Center	\$10,111,437	\$0	\$0	\$1,357,670	\$410,565	\$0	\$0	\$0
	<b>STATE TOTAL</b>	<b>\$25,526,492</b>	<b>\$7,845,195</b>	<b>\$4,536,824</b>	<b>\$4,636,069</b>	<b>\$2,781,920</b>	<b>\$2,164,255</b>	<b>\$1,718,533</b>	<b>\$1,444,026</b>

**Table 79**  
**Circuit Court, FY 2012**  
**Disbursements to Counties**

Refer to the last page of this section for a list of the disbursements included in 'Other.'

Cir No	County	Family Court	Bonds Forfeited	Law Enforcement Training	Domestic Violence Surcharge	Prosecuting Attorney Training-County	Other (2)	Totals
25	Maries	\$1,557	\$0	\$788	\$928	\$200	\$3,663	\$58,196
	Phelps	\$11,789	\$500	\$4,435	\$5,879	\$1,121	\$19,377	\$513,969
	Pulaski	\$19,425	\$2,000	\$5,621	\$7,064	\$1,419	\$25,465	\$550,648
	Texas	\$7,260	\$1,904	\$2,310	\$2,837	\$598	\$3,504	\$263,727
	<b>Circuit Total</b>	<b>\$40,031</b>	<b>\$4,404</b>	<b>\$13,154</b>	<b>\$16,708</b>	<b>\$3,339</b>	<b>\$52,008</b>	<b>\$1,386,541</b>
26	Camden	\$9,940	\$35,975	\$3,312	\$4,429	\$852	\$26,282	\$649,107
	Laclede	\$8,010	\$0	\$3,443	\$4,548	\$879	\$8,089	\$537,503
	Miller	\$5,880	\$0	\$2,394	\$3,112	\$611	\$8,112	\$276,064
	Moniteau	\$2,160	\$300	\$1,218	\$1,454	\$308	\$5,635	\$134,718
	Morgan	\$2,280	\$0	\$1,722	\$2,045	\$427	\$4,162	\$299,706
	<b>Circuit Total</b>	<b>\$28,270</b>	<b>\$36,275</b>	<b>\$12,089</b>	<b>\$15,587</b>	<b>\$3,076</b>	<b>\$52,282</b>	<b>\$1,897,098</b>
27	Bates	\$0	\$1,060	\$2,154	\$162	\$560	\$2,451	\$227,128
	Henry	\$0	\$0	\$1,584	\$232	\$398	\$2,804	\$145,601
	St. Clair	\$0	\$0	\$1,590	\$640	\$640	\$7,165	\$151,913
	<b>Circuit Total</b>	<b>\$0</b>	<b>\$1,060</b>	<b>\$5,327</b>	<b>\$1,034</b>	<b>\$1,598</b>	<b>\$12,420</b>	<b>\$524,642</b>
28	Barton	\$0	\$0	\$964	\$130	\$244	\$2,505	\$89,935
	Cedar	\$0	\$1,550	\$990	\$1,241	\$251	\$6,919	\$107,262
	Dade	\$0	\$0	\$536	\$0	\$139	\$2,762	\$55,200
	Vernon	\$0	\$2,787	\$1,310	\$1,670	\$341	\$5,615	\$163,294
	<b>Circuit Total</b>	<b>\$0</b>	<b>\$4,337</b>	<b>\$3,799</b>	<b>\$3,040</b>	<b>\$975</b>	<b>\$17,801</b>	<b>\$415,691</b>
29	Jasper	\$39,930	\$19,207	\$4,583	\$3,604	\$1,177	\$19,836	\$528,064
	<b>Circuit Total</b>	<b>\$39,930</b>	<b>\$19,207</b>	<b>\$4,583</b>	<b>\$3,604</b>	<b>\$1,177</b>	<b>\$19,836</b>	<b>\$528,064</b>
30	Benton	\$0	\$2,800	\$1,994	\$2,149	\$513	\$4,889	\$205,087
	Dallas	\$0	\$200	\$3,440	\$0	\$869	\$9,287	\$204,669
	Hickory	\$0	\$0	\$476	\$470	\$119	\$6,189	\$63,278
	Polk	\$5,700	\$8,521	\$2,912	\$3,395	\$752	\$11,767	\$345,773
	Webster	\$0	\$1,300	\$1,862	\$0	\$470	\$4,299	\$181,649
	<b>Circuit Total</b>	<b>\$5,700</b>	<b>\$12,821</b>	<b>\$10,684</b>	<b>\$6,014</b>	<b>\$2,723</b>	<b>\$36,431</b>	<b>\$1,000,456</b>
31	Greene	\$93,565	\$37,356	\$8,705	\$16,204	\$2,243	\$95,853	\$1,237,878
	<b>Circuit Total</b>	<b>\$93,565</b>	<b>\$37,356</b>	<b>\$8,705</b>	<b>\$16,204</b>	<b>\$2,243</b>	<b>\$95,853</b>	<b>\$1,237,878</b>
32	Bollinger	\$0	\$0	\$488	\$692	\$123	\$4,439	\$71,620
	Cape Girardeau	\$0	\$18,250	\$3,052	\$7,760	\$777	\$13,797	\$533,837
	Perry	\$0	\$4,500	\$2,088	\$3,411	\$535	\$3,807	\$254,701
	<b>Circuit Total</b>	<b>\$0</b>	<b>\$22,750</b>	<b>\$5,628</b>	<b>\$11,863</b>	<b>\$1,436</b>	<b>\$22,044</b>	<b>\$860,158</b>
33	Mississippi	\$0	\$0	\$1,894	\$2,329	\$479	\$2,428	\$171,142
	Scott	\$0	\$10,500	\$2,820	\$3,913	\$736	\$6,944	\$324,003
	<b>Circuit Total</b>	<b>\$0</b>	<b>\$10,500</b>	<b>\$4,713</b>	<b>\$6,242</b>	<b>\$1,216</b>	<b>\$9,372</b>	<b>\$495,145</b>
34	New Madrid	\$0	\$13,370	\$2,358	\$0	\$590	\$1,519	\$216,365
	Pemiscot	\$0	\$90	\$3,446	\$0	\$879	\$3,867	\$339,089
	<b>Circuit Total</b>	<b>\$0</b>	<b>\$13,460</b>	<b>\$5,804</b>	<b>\$0</b>	<b>\$1,469</b>	<b>\$5,386</b>	<b>\$555,453</b>
35	Dunklin	\$0	\$2,500	\$1,702	\$2,607	\$435	\$1,790	\$126,438
	Stoddard	\$0	\$0	\$1,643	\$1,030	\$412	\$1,190	\$120,899
	<b>Circuit Total</b>	<b>\$0</b>	<b>\$2,500</b>	<b>\$3,345</b>	<b>\$3,637</b>	<b>\$847</b>	<b>\$2,980</b>	<b>\$247,337</b>
36	Butler	\$0	\$0	\$1,854	\$3,368	\$485	\$6,543	\$159,905
	Ripley	\$0	\$0	\$710	\$1,778	\$183	\$210	\$93,109
	<b>Circuit Total</b>	<b>\$0</b>	<b>\$0</b>	<b>\$2,564</b>	<b>\$5,146</b>	<b>\$668</b>	<b>\$6,752</b>	<b>\$253,015</b>
37	Carter	\$987	\$3,900	\$900	\$0	\$228	\$6,157	\$97,577
	Howell	\$13,310	\$0	\$3,058	\$4,068	\$799	\$7,082	\$332,851
	Oregon	\$4,418	\$500	\$510	\$4	\$131	\$3,813	\$60,250
	Shannon	\$1,790	\$1,500	\$606	\$0	\$158	\$1,542	\$66,253
	<b>Circuit Total</b>	<b>\$20,505</b>	<b>\$5,900</b>	<b>\$5,073</b>	<b>\$4,072</b>	<b>\$1,316</b>	<b>\$18,594</b>	<b>\$556,931</b>
38	Christian	\$0	\$0	\$2,696	\$0	\$679	\$3,652	\$175,649
	Taney	\$0	\$0	\$2,579	\$0	\$663	\$2,276	\$190,467
	<b>Circuit Total</b>	<b>\$0</b>	<b>\$0</b>	<b>\$5,275</b>	<b>\$0</b>	<b>\$1,342</b>	<b>\$5,928</b>	<b>\$366,116</b>
39	Barry	\$0	\$0	\$1,848	\$2,802	\$485	\$8,846	\$151,545
	Lawrence	\$0	\$650	\$2,605	\$4	\$651	\$8,952	\$214,786
	Stone	\$0	\$0	\$1,355	\$2,413	\$357	\$3,737	\$153,575
	<b>Circuit Total</b>	<b>\$0</b>	<b>\$650</b>	<b>\$5,808</b>	<b>\$5,219</b>	<b>\$1,493</b>	<b>\$21,535</b>	<b>\$519,906</b>
40	McDonald	\$0	\$0	\$1,916	\$582	\$491	\$3,090	\$153,323
	Newton	\$0	\$0	\$4,323	\$4,710	\$1,086	\$2,650	\$374,558
	<b>Circuit Total</b>	<b>\$0</b>	<b>\$0</b>	<b>\$6,239</b>	<b>\$5,292</b>	<b>\$1,577</b>	<b>\$5,740</b>	<b>\$527,880</b>
41	Macon	\$0	\$0	\$2,002	\$0	\$515	\$4,230	\$214,957
	Shelby	\$0	\$0	\$798	\$0	\$201	\$8,529	\$106,347
	<b>Circuit Total</b>	<b>\$0</b>	<b>\$0</b>	<b>\$2,800</b>	<b>\$0</b>	<b>\$716</b>	<b>\$12,759</b>	<b>\$321,305</b>
42	Crawford	\$0	\$4,508	\$3,397	\$0	\$855	\$7,537	\$500,259
	Dent	\$0	\$0	\$1,380	\$0	\$352	\$6,172	\$181,907
	Iron	\$0	\$0	\$662	\$0	\$205	\$3,725	\$119,774
	Reynolds	\$0	\$800	\$604	\$84	\$151	\$2,713	\$78,838
	Wayne	\$0	\$0	\$1,944	\$256	\$485	\$6,429	\$183,565
	<b>Circuit Total</b>	<b>\$0</b>	<b>\$5,308</b>	<b>\$7,986</b>	<b>\$340</b>	<b>\$2,048</b>	<b>\$26,577</b>	<b>\$1,064,343</b>
43	Caldwell	\$0	\$0	\$1,182	\$224	\$296	\$2,701	\$245,572
	Clinton	\$0	\$500	\$2,554	\$1,311	\$642	\$7,040	\$365,875
	Daviess	\$0	\$8,840	\$2,548	\$0	\$636	\$4,402	\$202,684
	DeKalb	\$0	\$7,872	\$1,048	\$210	\$264	\$1,749	\$219,252
	Livingston	\$0	\$0	\$1,102	\$362	\$277	\$3,389	\$168,210
	<b>Circuit Total</b>	<b>\$0</b>	<b>\$17,212</b>	<b>\$8,433</b>	<b>\$2,107</b>	<b>\$2,116</b>	<b>\$19,281</b>	<b>\$1,201,593</b>
44	Douglas	\$0	\$0	\$902	\$0	\$232	\$1,067	\$100,919
	Ozark	\$0	\$1,900	\$676	\$0	\$172	\$327	\$68,249
	Wright	\$0	\$24,725	\$2,088	\$0	\$520	\$2,951	\$212,742
	<b>Circuit Total</b>	<b>\$0</b>	<b>\$26,625</b>	<b>\$3,666</b>	<b>\$0</b>	<b>\$924</b>	<b>\$4,345</b>	<b>\$381,910</b>
45	Lincoln	\$14,870	\$9,000	\$4,496	\$6,649	\$1,146	\$10,817	\$516,005
	Pike	\$3,840	\$0	\$1,672	\$1,986	\$425	\$4,129	\$176,234
	<b>Circuit Total</b>	<b>\$18,710</b>	<b>\$9,000</b>	<b>\$6,168</b>	<b>\$8,635</b>	<b>\$1,571</b>	<b>\$14,946</b>	<b>\$692,239</b>
FCC	Fine Collection Center	\$0	\$0	\$273,710	\$137,438	\$67,884	\$276,924	\$12,635,628
	<b>STATE TOTAL</b>	<b>\$990,919</b>	<b>\$715,052</b>	<b>\$605,868</b>	<b>\$485,825</b>	<b>\$152,711</b>	<b>\$1,392,045</b>	<b>\$54,995,735</b>

**Table 80**  
**Circuit Court, FY 2012**  
**Disbursements to Municipalities**

Refer to the last page of this section for a list of the disbursements included in 'Other.'

Cir No	County	Fine-Municipal	Clerk Fee -Municipal	Domestic Violence-Municipal	Other (3)	Totals
1	Clark	\$1,945	\$0	\$0	\$58	\$2,003
	Schulyer	\$26,327	\$0	\$0	\$562	\$26,889
	Scotland	\$1,724	\$0	\$0	\$88	\$1,812
	<b>Circuit Total</b>	<b>\$29,996</b>	<b>\$0</b>	<b>\$0</b>	<b>\$708</b>	<b>\$30,704</b>
2	Adair	\$2,070	\$180	\$0	\$30	\$2,280
	Knox	\$395	\$23	\$0	\$18	\$436
	Lewis	\$0	\$0	\$0	\$60	\$60
	<b>Circuit Total</b>	<b>\$2,465</b>	<b>\$203</b>	<b>\$0</b>	<b>\$108</b>	<b>\$2,776</b>
3	Grundy	\$0	\$0	\$0	\$0	\$0
	Harrison	\$0	\$0	\$0	\$0	\$0
	Mercer	\$0	\$0	\$0	\$0	\$0
	Putnam	\$6,685	\$0	\$0	\$712	\$7,397
	<b>Circuit Total</b>	<b>\$6,685</b>	<b>\$0</b>	<b>\$0</b>	<b>\$712</b>	<b>\$7,397</b>
4	Atchison	\$0	\$0	\$0	\$0	\$0
	Gentry	\$0	\$0	\$0	\$0	\$0
	Holt	\$4,305	\$0	\$0	\$114	\$4,419
	Nodaway	\$686	\$0	\$0	\$6	\$692
	Worth	\$0	\$0	\$0	\$0	\$0
	<b>Circuit Total</b>	<b>\$4,991</b>	<b>\$0</b>	<b>\$0</b>	<b>\$120</b>	<b>\$5,111</b>
5	Andrew	\$54,764	\$0	\$0	\$2,718	\$57,482
	Buchanan	\$801	\$123	\$0	\$12,702	\$13,625
	<b>Circuit Total</b>	<b>\$55,565</b>	<b>\$123</b>	<b>\$0</b>	<b>\$15,419</b>	<b>\$71,106</b>
6	Platte	\$0	\$0	\$0	\$0	\$0
	<b>Circuit Total</b>	<b>\$0</b>	<b>\$0</b>	<b>\$0</b>	<b>\$0</b>	<b>\$0</b>
7	Clay	\$2,077	\$0	\$0	\$0	\$2,077
	<b>Circuit Total</b>	<b>\$2,077</b>	<b>\$0</b>	<b>\$0</b>	<b>\$0</b>	<b>\$2,077</b>
8	Carroll	\$125	\$0	\$0	\$10	\$135
	Ray	\$25,060	\$0	\$0	\$478	\$25,538
	<b>Circuit Total</b>	<b>\$25,185</b>	<b>\$0</b>	<b>\$0</b>	<b>\$488</b>	<b>\$25,672</b>
9	Chariton	\$31	\$0	\$0	\$2	\$33
	Linn	\$0	\$0	\$0	\$0	\$0
	Sullivan	\$7,090	\$0	\$0	\$536	\$7,626
	<b>Circuit Total</b>	<b>\$7,120</b>	<b>\$0</b>	<b>\$0</b>	<b>\$538</b>	<b>\$7,658</b>
10	Marion	\$0	\$0	\$0	\$9,040	\$9,040
	Monroe	\$0	\$0	\$8	\$86	\$94
	Ralls	\$3,318	\$0	\$26	\$96	\$3,440
	<b>Circuit Total</b>	<b>\$3,318</b>	<b>\$0</b>	<b>\$34</b>	<b>\$9,221</b>	<b>\$12,573</b>
11	St. Charles	\$11,285	\$1,673	\$0	\$0	\$12,958
	<b>Circuit Total</b>	<b>\$11,285</b>	<b>\$1,673</b>	<b>\$0</b>	<b>\$0</b>	<b>\$12,958</b>
12	Audrain	\$21,087	\$0	\$0	\$0	\$21,087
	Montgomery	\$12,235	\$0	\$0	\$250	\$12,485
	Warren	\$79,746	\$0	\$1,085	\$4,940	\$85,771
	<b>Circuit Total</b>	<b>\$113,067</b>	<b>\$0</b>	<b>\$1,085</b>	<b>\$5,190</b>	<b>\$119,342</b>
13	Boone	\$17,508	\$0	\$0	\$358	\$17,866
	Callaway	\$0	\$0	\$0	\$8,232	\$8,232
	<b>Circuit Total</b>	<b>\$17,508</b>	<b>\$0</b>	<b>\$0</b>	<b>\$8,590</b>	<b>\$26,098</b>
14	Howard	\$0	\$0	\$0	\$0	\$0
	Randolph	\$20,633	\$0	\$0	\$2,411	\$23,044
	<b>Circuit Total</b>	<b>\$20,633</b>	<b>\$0</b>	<b>\$0</b>	<b>\$2,411</b>	<b>\$23,044</b>
15	Lafayette	\$2,483	\$0	\$56	\$112	\$2,651
	Saline	\$0	\$0	\$0	\$3,342	\$3,342
	<b>Circuit Total</b>	<b>\$2,483</b>	<b>\$0</b>	<b>\$56</b>	<b>\$3,454</b>	<b>\$5,993</b>
16	Jackson	\$8,700	\$0	\$0	\$0	\$8,700
	<b>Circuit Total</b>	<b>\$8,700</b>	<b>\$0</b>	<b>\$0</b>	<b>\$0</b>	<b>\$8,700</b>
17	Cass	\$109,376	\$232	\$0	\$1,730	\$111,337
	Johnson	\$37,389	\$0	\$432	\$434	\$38,255
	<b>Circuit Total</b>	<b>\$146,765</b>	<b>\$232</b>	<b>\$432</b>	<b>\$2,164</b>	<b>\$149,592</b>
18	Cooper	\$80,494	\$0	\$0	\$1,758	\$82,251
	Pettis	\$0	\$0	\$0	\$1,631	\$1,631
	<b>Circuit Total</b>	<b>\$80,494</b>	<b>\$0</b>	<b>\$0</b>	<b>\$3,389</b>	<b>\$83,882</b>
19	Cole	\$2,392	\$0	\$76	\$75	\$2,543
	<b>Circuit Total</b>	<b>\$2,392</b>	<b>\$0</b>	<b>\$76</b>	<b>\$75</b>	<b>\$2,543</b>
20	Franklin	\$3,501	\$890	\$0	\$9,393	\$13,783
	Gasconade	\$1,662	\$68	\$0	\$0	\$1,730
	Osage	\$10,754	\$0	\$0	\$1,134	\$11,888
	<b>Circuit Total</b>	<b>\$15,917</b>	<b>\$957</b>	<b>\$0</b>	<b>\$10,527</b>	<b>\$27,401</b>
21	St Louis County	\$289,612	\$39,019	\$0	\$85	\$328,716
	<b>Circuit Total</b>	<b>\$289,612</b>	<b>\$39,019</b>	<b>\$0</b>	<b>\$85</b>	<b>\$328,716</b>
22	The City of St. Louis	\$820	\$0	\$0	\$1,326,734	\$1,327,554
	<b>Circuit Total</b>	<b>\$820</b>	<b>\$0</b>	<b>\$0</b>	<b>\$1,326,734</b>	<b>\$1,327,554</b>
23	Jefferson	\$1,026	\$36	\$4	\$2,818	\$3,884
	<b>Circuit Total</b>	<b>\$1,026</b>	<b>\$36</b>	<b>\$4</b>	<b>\$2,818</b>	<b>\$3,884</b>
24	Madison	\$1,012	\$27	\$0	\$20	\$1,058
	St. Francois	\$2,325	\$166	\$0	\$0	\$2,491
	Ste. Genevieve	\$0	\$0	\$0	\$0	\$0
	Washington	\$0	\$0	\$0	\$0	\$0
	<b>Circuit Total</b>	<b>\$3,337</b>	<b>\$192</b>	<b>\$0</b>	<b>\$20</b>	<b>\$3,549</b>



**Table 80**  
**Circuit Court, FY 2012**  
**Disbursements to Municipalities**

Refer to the last page of this section for a list of the disbursements included in 'Other.'

Cir No	County	Fine-Municipal	Clerk Fee -Municipal	Domestic Violence-Municipal	Other (3)	Totals
25	Maries	\$25,815	\$0	\$0	\$855	\$26,670
	Phelps	\$89,171	\$0	\$0	\$3,061	\$92,231
	Pulaski	\$0	\$0	\$0	\$0	\$0
	Texas	\$0	\$0	\$0	\$0	\$0
	<b>Circuit Total</b>	<b>\$114,985</b>	<b>\$0</b>	<b>\$0</b>	<b>\$3,916</b>	<b>\$118,901</b>
26	Camden	\$0	\$27	\$0	\$1,744	\$1,771
	Laclede	\$67,080	\$0	\$697	\$2,963	\$70,740
	Miller	\$0	\$0	\$0	\$0	\$0
	Moniteau	\$0	\$0	\$0	\$0	\$0
	Morgan	\$0	\$0	\$0	\$0	\$0
	<b>Circuit Total</b>	<b>\$67,080</b>	<b>\$27</b>	<b>\$697</b>	<b>\$4,707</b>	<b>\$72,512</b>
27	Bates	\$0	\$0	\$0	\$0	\$0
	Henry	\$35,615	\$0	\$0	\$1,130	\$36,745
	St. Clair	\$24,550	\$0	\$0	\$673	\$25,223
	<b>Circuit Total</b>	<b>\$60,165</b>	<b>\$0</b>	<b>\$0</b>	<b>\$1,803</b>	<b>\$61,968</b>
28	Barton	\$1,481	\$0	\$2	\$24	\$1,507
	Cedar	\$5,183	\$228	\$0	\$138	\$5,549
	Dade	\$2,775	\$0	\$0	\$174	\$2,949
	Vernon	\$1,648	\$172	\$4	\$419	\$2,242
	<b>Circuit Total</b>	<b>\$11,086</b>	<b>\$400</b>	<b>\$6</b>	<b>\$755</b>	<b>\$12,246</b>
29	Jasper	\$52,157	\$26	\$0	\$5,348	\$57,530
	<b>Circuit Total</b>	<b>\$52,157</b>	<b>\$26</b>	<b>\$0</b>	<b>\$5,348</b>	<b>\$57,530</b>
30	Benton	\$0	\$0	\$0	\$0	\$0
	Dallas	\$15,399	\$0	\$0	\$300	\$15,698
	Hickory	\$0	\$0	\$0	\$0	\$0
	Polk	\$1,900	\$0	\$0	\$6	\$1,906
	Webster	\$2,226	\$0	\$0	\$70	\$2,296
	<b>Circuit Total</b>	<b>\$19,525</b>	<b>\$0</b>	<b>\$0</b>	<b>\$376</b>	<b>\$19,900</b>
31	Greene	\$0	\$0	\$0	\$39,731	\$39,731
	<b>Circuit Total</b>	<b>\$0</b>	<b>\$0</b>	<b>\$0</b>	<b>\$39,731</b>	<b>\$39,731</b>
32	Bollinger	\$15,364	\$0	\$0	\$228	\$15,592
	Cape Girardeau	\$70,928	\$479	\$0	\$0	\$71,406
	Perry	\$0	\$0	\$0	\$0	\$0
	<b>Circuit Total</b>	<b>\$86,291</b>	<b>\$479</b>	<b>\$0</b>	<b>\$228</b>	<b>\$86,998</b>
33	Mississippi	\$2,769	\$0	\$0	\$52	\$2,821
	Scott	\$9,424	\$0	\$0	\$170	\$9,594
	<b>Circuit Total</b>	<b>\$12,192</b>	<b>\$0</b>	<b>\$0</b>	<b>\$222</b>	<b>\$12,414</b>
34	New Madrid	\$250	\$30	\$0	\$0	\$280
	Pemiscot	\$0	\$0	\$0	\$0	\$0
	<b>Circuit Total</b>	<b>\$250</b>	<b>\$30</b>	<b>\$0</b>	<b>\$0</b>	<b>\$280</b>
35	Dunklin	\$0	\$0	\$0	\$0	\$0
	Stoddard	\$23,468	\$0	\$0	\$0	\$23,468
	<b>Circuit Total</b>	<b>\$23,468</b>	<b>\$0</b>	<b>\$0</b>	<b>\$0</b>	<b>\$23,468</b>
36	Butler	\$10,582	\$0	\$0	\$184	\$10,766
	Ripley	\$18,779	\$0	\$0	\$498	\$19,277
	<b>Circuit Total</b>	<b>\$29,361</b>	<b>\$0</b>	<b>\$0</b>	<b>\$682</b>	<b>\$30,043</b>
37	Carter	\$139,115	\$0	\$0	\$1,686	\$140,801
	Howell	\$991	\$0	\$0	\$80	\$1,071
	Oregon	\$8,100	\$0	\$0	\$228	\$8,328
	Shannon	\$76,132	\$0	\$0	\$1,159	\$77,291
	<b>Circuit Total</b>	<b>\$224,338</b>	<b>\$0</b>	<b>\$0</b>	<b>\$3,153</b>	<b>\$227,491</b>
38	Christian	\$0	\$30	\$0	\$0	\$30
	Taney	\$0	\$0	\$0	\$0	\$0
	<b>Circuit Total</b>	<b>\$0</b>	<b>\$30</b>	<b>\$0</b>	<b>\$0</b>	<b>\$30</b>
39	Barry	\$0	\$0	\$0	\$0	\$0
	Lawrence	\$50	\$0	\$0	\$731	\$781
	Stone	\$676	\$0	\$0	\$38	\$714
	<b>Circuit Total</b>	<b>\$726</b>	<b>\$0</b>	<b>\$0</b>	<b>\$768</b>	<b>\$1,494</b>
40	McDonald	\$0	\$0	\$0	\$0	\$0
	Newton	\$0	\$0	\$0	\$0	\$0
	<b>Circuit Total</b>	<b>\$0</b>	<b>\$0</b>	<b>\$0</b>	<b>\$0</b>	<b>\$0</b>
41	Macon	\$1,584	\$0	\$0	\$75	\$1,659
	Shelby	\$0	\$0	\$0	\$0	\$0
	<b>Circuit Total</b>	<b>\$1,584</b>	<b>\$0</b>	<b>\$0</b>	<b>\$75</b>	<b>\$1,659</b>
42	Crawford	\$15,501	\$21	\$0	\$310	\$15,831
	Dent	\$23,247	\$0	\$0	\$2,426	\$25,673
	Iron	\$0	\$0	\$0	\$0	\$0
	Reynolds	\$0	\$0	\$0	\$0	\$0
	Wayne	\$0	\$0	\$0	\$0	\$0
	<b>Circuit Total</b>	<b>\$38,747</b>	<b>\$21</b>	<b>\$0</b>	<b>\$2,736</b>	<b>\$41,504</b>
43	Caldwell	\$0	\$0	\$0	\$2	\$2
	Clinton	\$0	\$0	\$0	\$0	\$0
	Daviess	\$11,023	\$0	\$0	\$264	\$11,287
	DeKalb	\$300	\$0	\$0	\$0	\$300
	Livingston	\$34,164	\$0	\$780	\$1,975	\$36,919
	<b>Circuit Total</b>	<b>\$45,487</b>	<b>\$0</b>	<b>\$780</b>	<b>\$2,241</b>	<b>\$48,508</b>
44	Douglas	\$0	\$0	\$0	\$0	\$0
	Ozark	\$3,783	\$0	\$0	\$0	\$3,783
	Wright	\$0	\$0	\$0	\$0	\$0
	<b>Circuit Total</b>	<b>\$3,783</b>	<b>\$0</b>	<b>\$0</b>	<b>\$0</b>	<b>\$3,783</b>
45	Lincoln	\$61,745	\$12	\$2	\$2,364	\$64,124
	Pike	\$0	\$0	\$0	\$0	\$0
	<b>Circuit Total</b>	<b>\$61,745</b>	<b>\$12</b>	<b>\$2</b>	<b>\$2,364</b>	<b>\$64,124</b>
FCC	Fine Collection Center	\$0	\$0	\$0	\$0	\$0
	<b>STATE TOTAL</b>	<b>\$1,704,405</b>	<b>\$43,456</b>	<b>\$3,172</b>	<b>\$1,461,875</b>	<b>\$3,212,907</b>

# Table 81

## Circuit Court, FY 2012

### Disbursements to Other Recipients

Refer to the last page of this section for a list of the disbursements included in 'Other.'

Cir No	County	Sheriffs Retirement	Prose Atty Retirement Fund Total	Law Library	Treatment Court Fee	Restitution	Guardian Ad Litem	Publication	Garnishments	Judgment Paid to Court	Bonds Refunded
1	Clark	\$2,365	\$2,334	\$3,013	\$0	\$17,814	\$5,149	\$62	\$57,513	\$53,520	\$34,979
	Schulyer	\$1,352	\$1,210	\$2,175	\$0	\$16,178	\$3,405	\$537	\$35,592	\$20	\$48,738
	Scotland	\$1,359	\$1,283	\$1,932	\$0	\$17,115	\$3,340	\$114	\$55,004	\$57	\$17,626
	<b>Circuit Total</b>	<b>\$5,075</b>	<b>\$4,828</b>	<b>\$7,120</b>	<b>\$0</b>	<b>\$51,106</b>	<b>\$11,894</b>	<b>\$713</b>	<b>\$148,109</b>	<b>\$53,597</b>	<b>\$101,343</b>
2	Adair	\$4,692	\$2,582	\$12,435	\$0	\$2,055	\$11,121	\$0	\$350,163	\$0	\$170,195
	Knox	\$820	\$625	\$1,440	\$0	\$7,917	\$15,876	\$384	\$46,905	\$2,325	\$14,709
	Lewis	\$3,032	\$2,958	\$3,341	\$0	\$19,360	\$10,448	\$491	\$56,396	\$3,275	\$217,233
	<b>Circuit Total</b>	<b>\$8,543</b>	<b>\$6,164</b>	<b>\$17,216</b>	<b>\$0</b>	<b>\$29,333</b>	<b>\$37,445</b>	<b>\$875</b>	<b>\$453,464</b>	<b>\$5,600</b>	<b>\$402,138</b>
3	Grundy	\$1,960	\$1,404	\$4,520	\$1,012	\$7,287	\$10,767	\$0	\$0	\$0	\$54,995
	Harrison	\$3,832	\$3,495	\$6,027	\$1,255	\$5,406	\$8,719	\$0	\$127,196	\$1,104	\$128,504
	Mercer	\$1,261	\$1,228	\$1,710	\$580	\$774	\$4,000	\$324	\$51,823	\$0	\$56,619
	Putnam	\$1,494	\$1,140	\$3,209	\$1,460	\$15,104	\$6,482	\$0	\$31,570	\$6,663	\$70,427
	<b>Circuit Total</b>	<b>\$8,547</b>	<b>\$7,267</b>	<b>\$15,466</b>	<b>\$4,307</b>	<b>\$28,572</b>	<b>\$29,968</b>	<b>\$324</b>	<b>\$210,588</b>	<b>\$7,767</b>	<b>\$310,544</b>
4	Atchison	\$2,066	\$1,863	\$3,322	\$0	\$6,613	\$2,343	\$63	\$62,401	\$2,673	\$35,932
	Gentry	\$1,409	\$916	\$3,615	\$101	\$14,748	\$6,113	\$0	\$148,210	\$10,432	\$8,800
	Holt	\$2,087	\$1,921	\$3,189	\$833	\$16,094	\$1,950	\$1,050	\$92,131	\$0	\$5,915
	Nodaway	\$4,491	\$3,449	\$9,480	\$285	\$40,702	\$11,975	\$0	\$328,219	\$156,457	\$194,072
	Worth	\$395	\$331	\$765	\$345	\$7,107	\$5,900	\$0	\$32,711	\$4,020	\$1,214
	<b>Circuit Total</b>	<b>\$10,448</b>	<b>\$8,480</b>	<b>\$20,371</b>	<b>\$1,563</b>	<b>\$85,264</b>	<b>\$28,281</b>	<b>\$1,113</b>	<b>\$663,673</b>	<b>\$173,582</b>	<b>\$245,932</b>
5	Andrew	\$5,009	\$2,478	\$15,588	\$0	\$8,007	\$22,850	\$2,131	\$499,329	\$11,867	\$73,747
	Buchanan	\$24,089	\$9,864	\$54,348	\$40,442	\$23,048	\$62,110	\$495	\$3,567,660	\$24,232	\$266,173
	<b>Circuit Total</b>	<b>\$29,098</b>	<b>\$12,342</b>	<b>\$69,936</b>	<b>\$40,442</b>	<b>\$31,055</b>	<b>\$84,959</b>	<b>\$2,626</b>	<b>\$4,066,990</b>	<b>\$36,099</b>	<b>\$339,919</b>
6	Platte	\$25,675	\$18,294	\$37,325	\$14,840	\$0	\$0	\$0	\$1,302,402	\$3,430	\$608,541
	<b>Circuit Total</b>	<b>\$25,675</b>	<b>\$18,294</b>	<b>\$37,325</b>	<b>\$14,840</b>	<b>\$0</b>	<b>\$0</b>	<b>\$0</b>	<b>\$1,302,402</b>	<b>\$3,430</b>	<b>\$608,541</b>
7	Clay	\$49,847	\$19,985	\$37,998	\$5,528	\$362	\$74,295	\$29,726	\$4,584,503	\$777	\$680,316
	<b>Circuit Total</b>	<b>\$49,847</b>	<b>\$19,985</b>	<b>\$37,998</b>	<b>\$5,528</b>	<b>\$362</b>	<b>\$74,295</b>	<b>\$29,726</b>	<b>\$4,584,503</b>	<b>\$777</b>	<b>\$680,316</b>
8	Carroll	\$2,208	\$1,448	\$5,580	\$0	\$24,673	\$5,560	\$0	\$162,739	\$350	\$40,460
	Ray	\$5,356	\$2,736	\$16,469	\$4,040	\$68,078	\$36,432	\$0	\$563,133	\$28,937	\$51,851
	<b>Circuit Total</b>	<b>\$7,564</b>	<b>\$4,184</b>	<b>\$22,049</b>	<b>\$4,040</b>	<b>\$92,752</b>	<b>\$41,992</b>	<b>\$0</b>	<b>\$725,872</b>	<b>\$29,287</b>	<b>\$92,311</b>
9	Charlton	\$1,662	\$1,254	\$870	\$1,360	\$950	\$11,258	\$0	\$72,747	\$229	\$22,835
	Linn	\$3,399	\$2,720	\$1,710	\$5,370	\$2,527	\$24,709	\$43	\$239,212	\$608	\$40,418
	Sullivan	\$1,971	\$1,653	\$1,162	\$810	\$2,314	\$16,787	\$0	\$84,741	\$1,548	\$45,863
	<b>Circuit Total</b>	<b>\$7,032</b>	<b>\$5,627</b>	<b>\$3,742</b>	<b>\$7,540</b>	<b>\$5,791</b>	<b>\$52,754</b>	<b>\$43</b>	<b>\$396,699</b>	<b>\$2,385</b>	<b>\$109,116</b>
10	Marion	\$11,023	\$7,744	\$3,640	\$5,825	\$41,869	\$4,940	\$988	\$683,525	\$8,666	\$65,860
	Monroe	\$2,212	\$1,597	\$800	\$0	\$20,691	\$1,450	\$627	\$190,313	\$8,841	\$18,359
	Ralls	\$3,727	\$3,557	\$1,035	\$0	\$17,878	\$2,820	\$113	\$113,511	\$16,448	\$113,200
	<b>Circuit Total</b>	<b>\$16,962</b>	<b>\$12,898</b>	<b>\$5,475</b>	<b>\$5,825</b>	<b>\$80,438</b>	<b>\$9,210</b>	<b>\$1,728</b>	<b>\$987,349</b>	<b>\$33,955</b>	<b>\$197,419</b>
11	St. Charles	\$65,142	\$30,476	\$102,631	\$0	\$0	\$45,604	\$3,490	\$5,388,203	\$8,938	\$2,080,758
	<b>Circuit Total</b>	<b>\$65,142</b>	<b>\$30,476</b>	<b>\$102,631</b>	<b>\$0</b>	<b>\$0</b>	<b>\$45,604</b>	<b>\$3,490</b>	<b>\$5,388,203</b>	<b>\$8,938</b>	<b>\$2,080,758</b>
12	Audrain	\$5,228	\$3,031	\$14,768	\$4,915	\$6,809	\$6,422	\$2,569	\$482,421	\$11,492	\$69,066
	Montgomery	\$4,681	\$4,403	\$6,775	\$2,925	\$20,510	\$5,464	\$1,493	\$458,630	\$103,134	\$102,658
	Warren	\$9,720	\$8,159	\$18,020	\$29,377	\$9,801	\$3,700	\$327	\$400,411	\$11,717	\$127,075
	<b>Circuit Total</b>	<b>\$19,629</b>	<b>\$15,593</b>	<b>\$39,563</b>	<b>\$37,217</b>	<b>\$37,120</b>	<b>\$15,586</b>	<b>\$4,389</b>	<b>\$1,341,462</b>	<b>\$126,343</b>	<b>\$298,799</b>
13	Boone	\$34,966	\$20,604	\$26,798	\$95,449	\$346,795	\$95,788	\$29,350	\$2,626,559	\$291,074	\$548,499
	Callaway	\$10,809	\$8,326	\$7,493	\$8,540	\$4,499	\$26,798	\$16,130	\$624,027	\$50	\$100,836
	<b>Circuit Total</b>	<b>\$45,775</b>	<b>\$28,929</b>	<b>\$34,290</b>	<b>\$103,989</b>	<b>\$351,295</b>	<b>\$122,587</b>	<b>\$45,480</b>	<b>\$3,250,586</b>	<b>\$291,124</b>	<b>\$649,335</b>
14	Howard	\$1,874	\$1,193	\$2,480	\$0	\$8,693	\$5,935	\$0	\$121,860	\$1,085	\$43,226
	Randolph	\$7,500	\$5,079	\$10,800	\$5,530	\$29,931	\$8,970	\$0	\$453,552	\$599	\$217,499
	<b>Circuit Total</b>	<b>\$9,374</b>	<b>\$6,272</b>	<b>\$13,280</b>	<b>\$5,530</b>	<b>\$38,624</b>	<b>\$14,905</b>	<b>\$0</b>	<b>\$575,412</b>	<b>\$1,684</b>	<b>\$260,725</b>
15	Lafayette	\$13,230	\$12,460	\$18,628	\$500	\$5,890	\$39,785	\$0	\$416,824	\$1,601	\$284,710
	Saline	\$6,644	\$5,323	\$13,198	\$2,730	\$605	\$29,455	\$0	\$531,271	\$130,354	\$247,806
	<b>Circuit Total</b>	<b>\$19,874</b>	<b>\$17,783</b>	<b>\$31,826</b>	<b>\$3,230</b>	<b>\$6,495</b>	<b>\$69,240</b>	<b>\$0</b>	<b>\$948,095</b>	<b>\$131,955</b>	<b>\$532,516</b>
16	Jackson	\$139,647	\$22,144	\$761,735	\$39,569	\$41,524	\$25,585	\$4,996	\$13,559,129	\$2,427,792	\$2,531,425
	<b>Circuit Total</b>	<b>\$139,647</b>	<b>\$22,144</b>	<b>\$761,735</b>	<b>\$39,569</b>	<b>\$41,524</b>	<b>\$25,585</b>	<b>\$4,996</b>	<b>\$13,559,129</b>	<b>\$2,427,792</b>	<b>\$2,531,425</b>
17	Cass	\$28,691	\$20,666	\$41,247	\$26,411	\$500	\$64,912	\$18,615	\$1,283,079	\$475,646	\$476,186
	Johnson	\$11,687	\$8,952	\$15,270	\$0	\$150	\$8,800	\$8,237	\$485,432	\$29,200	\$139,333
	<b>Circuit Total</b>	<b>\$40,378</b>	<b>\$29,618</b>	<b>\$56,517</b>	<b>\$26,411</b>	<b>\$650</b>	<b>\$73,712</b>	<b>\$26,851</b>	<b>\$1,768,512</b>	<b>\$504,846</b>	<b>\$615,519</b>
18	Cooper	\$7,178	\$6,140	\$12,810	\$0	\$26,946	\$8,826	\$0	\$329,472	\$10,709	\$70,335
	Pettis	\$10,123	\$4,303	\$34,503	\$0	\$8,736	\$20,216	\$0	\$1,013,826	\$252,132	\$65,482
	<b>Circuit Total</b>	<b>\$17,301</b>	<b>\$10,443</b>	<b>\$47,313</b>	<b>\$0</b>	<b>\$35,681</b>	<b>\$29,042</b>	<b>\$0</b>	<b>\$1,343,298</b>	<b>\$262,841</b>	<b>\$135,818</b>
19	Cole	\$15,471	\$7,763	\$47,600	\$20,411	\$88,674	\$0	\$0	\$1,835,086	\$0	\$239,600
	<b>Circuit Total</b>	<b>\$15,471</b>	<b>\$7,763</b>	<b>\$47,600</b>	<b>\$20,411</b>	<b>\$88,674</b>	<b>\$0</b>	<b>\$0</b>	<b>\$1,835,086</b>	<b>\$0</b>	<b>\$239,600</b>
20	Franklin	\$36,783	\$30,864	\$107,974	\$87,570	\$12,333	\$200	\$8,547	\$1,564,942	\$1,098	\$438,002
	Gasconade	\$3,223	\$2,001	\$7,738	\$5,333	\$2,668	\$300	\$0	\$153,747	\$339	\$9,990
	Osage	\$2,552	\$2,176	\$3,842	\$11,145	\$9,433	\$250	\$0	\$73,129	\$150	\$6,134
	<b>Circuit Total</b>	<b>\$42,558</b>	<b>\$35,041</b>	<b>\$119,554</b>	<b>\$104,048</b>	<b>\$24,434</b>	<b>\$750</b>	<b>\$8,547</b>	<b>\$1,791,819</b>	<b>\$1,586</b>	<b>\$454,126</b>
21	St Louis County	\$0	\$50,660	\$899,671	\$0	\$12,455	\$46,700	\$108,456	\$27,528,461	\$8,449,308	\$3,461,475
	<b>Circuit Total</b>	<b>\$0</b>	<b>\$50,660</b>	<b>\$899,671</b>	<b>\$0</b>	<b>\$12,455</b>	<b>\$46,700</b>	<b>\$108,456</b>	<b>\$27,528,461</b>	<b>\$8,449,308</b>	<b>\$3,461,475</b>
22	The City of St. Louis	\$93,962	\$7,744	\$432,317	\$50,079	\$525,769	\$1,900	\$3,236	\$8,845,410	\$5,015,199	\$1,507,295
	<b>Circuit Total</b>	<b>\$93,962</b>	<b>\$7,744</b>	<b>\$432,317</b>	<b>\$50,079</b>	<b>\$525,769</b>	<b>\$1,900</b>	<b>\$3,236</b>	<b>\$8,845,410</b>	<b>\$5,015,199</b>	<b>\$1,507,295</b>
23	Jefferson	\$45,224	\$20,667	\$144,326	\$21,585	\$215,990	\$42,277	\$15,995	\$3,673,195	\$1,505,944	\$562,687
	<b>Circuit Total</b>	<b>\$45,224</b>	<b>\$20,667</b>	<b>\$144,326</b>	<b>\$21,585</b>	<b>\$215,990</b>	<b>\$42,277</b>	<b>\$15,995</b>	<b>\$3,673,195</b>	<b>\$1,505,944</b>	<b>\$562,687</b>
24	Madison	\$3,736	\$2,947	\$5,122	\$0	\$7,064	\$4,486	\$2,911	\$180,208	\$85	\$70,708
	St. Francois	\$16,964	\$10,335	\$28,429	\$0	\$12,481	\$7,298	\$137	\$934,022	\$15,237	\$401,696
	Ste. Genevieve	\$7,181	\$6,715	\$8,271	\$0	\$6,820	\$6,748	\$2,789	\$251,278	\$11,558	\$29,408
	Washington	\$5,383	\$3,245	\$9,020	\$0	\$1,000	\$18,080	\$840	\$413,466	\$141,707	\$47,358
	<b>Circuit Total</b>	<b>\$33,265</b>	<b>\$23,241</b>	<b>\$50,841</b>	<b>\$0</b>	<b>\$27,364</b>	<b>\$36,611</b>	<b>\$6,676</b>	<b>\$1,778,975</b>	<b>\$168,586</b>	<b>\$549,170</b>

**Table 81**  
**Circuit Court, FY 2012**  
**Disbursements to Other Recipients**

Refer to the last page of this section for a list of the disbursements included in 'Other.'

**Exclusions:**

Cir No	County	Total Paid to Other Recipients		Bond Refunds	Refunds Included in (Other 4) Total	Total Exclusions	Disbursements to Other Recipients Less Exclusions
		Other (4)					
1	Clark	\$13,575	\$190,324	\$34,979	\$5,180	\$40,160	\$150,164
	Schulyer	\$4,558	\$113,765	\$48,738	\$2,635	\$51,373	\$62,392
	Scotland	\$3,992	\$101,822	\$17,626	\$3,323	\$20,950	\$80,872
	<b>Circuit Total</b>	<b>\$22,125</b>	<b>\$405,911</b>	<b>\$101,343</b>	<b>\$11,139</b>	<b>\$112,483</b>	<b>\$293,428</b>
2	Adair	\$5,390	\$558,633	\$170,195	\$5,260	\$175,455	\$383,178
	Knox	\$1,605	\$92,607	\$14,709	\$1,409	\$16,118	\$76,489
	Lewis	\$4,172	\$320,706	\$217,233	\$2,683	\$219,916	\$100,790
	<b>Circuit Total</b>	<b>\$11,167</b>	<b>\$971,946</b>	<b>\$402,138</b>	<b>\$9,352</b>	<b>\$411,490</b>	<b>\$560,456</b>
3	Grundy	\$11,952	\$93,896	\$54,995	\$4,693	\$59,688	\$34,209
	Harrison	\$20,650	\$306,187	\$128,504	\$7,263	\$135,766	\$170,420
	Mercer	\$7,263	\$125,581	\$56,619	\$2,176	\$58,795	\$66,787
	Putnam	\$6,915	\$144,464	\$70,427	\$6,319	\$76,746	\$67,718
	<b>Circuit Total</b>	<b>\$46,779</b>	<b>\$670,128</b>	<b>\$310,544</b>	<b>\$20,451</b>	<b>\$330,995</b>	<b>\$339,134</b>
4	Atchison	\$11,979	\$129,256	\$35,932	\$9,471	\$45,402	\$83,854
	Gentry	\$3,495	\$197,837	\$8,800	\$3,456	\$12,256	\$185,581
	Holt	\$6,074	\$131,243	\$5,915	\$2,752	\$8,667	\$122,577
	Nodaway	\$36,618	\$785,748	\$194,072	\$35,021	\$229,094	\$556,654
	Worth	\$3,313	\$56,101	\$1,214	\$3,248	\$4,462	\$51,640
	<b>Circuit Total</b>	<b>\$61,479</b>	<b>\$1,300,185</b>	<b>\$245,932</b>	<b>\$53,948</b>	<b>\$299,880</b>	<b>\$1,000,305</b>
5	Andrew	\$12,527	\$653,531	\$73,747	\$10,944	\$84,690	\$568,841
	Buchanan	\$116,140	\$4,188,601	\$266,173	\$66,313	\$332,486	\$3,856,115
	<b>Circuit Total</b>	<b>\$128,667</b>	<b>\$4,842,133</b>	<b>\$339,919</b>	<b>\$77,257</b>	<b>\$417,176</b>	<b>\$4,424,956</b>
6	Platte	\$567,369	\$2,577,877	\$608,541	\$553,665	\$1,162,206	\$1,415,670
	<b>Circuit Total</b>	<b>\$567,369</b>	<b>\$2,577,877</b>	<b>\$608,541</b>	<b>\$553,665</b>	<b>\$1,162,206</b>	<b>\$1,415,670</b>
7	Clay	\$4,102,178	\$9,585,515	\$680,316	\$83,927	\$764,243	\$8,821,272
	<b>Circuit Total</b>	<b>\$4,102,178</b>	<b>\$9,585,515</b>	<b>\$680,316</b>	<b>\$83,927</b>	<b>\$764,243</b>	<b>\$8,821,272</b>
8	Carroll	\$10,597	\$253,616	\$40,460	\$9,557	\$50,017	\$203,599
	Ray	\$86,936	\$863,967	\$51,851	\$54,090	\$105,940	\$758,027
	<b>Circuit Total</b>	<b>\$97,533</b>	<b>\$1,117,583</b>	<b>\$92,311</b>	<b>\$63,647</b>	<b>\$155,958</b>	<b>\$961,626</b>
9	Charlton	\$18,018	\$131,182	\$22,835	\$8,808	\$31,643	\$99,540
	Linn	\$28,366	\$349,083	\$40,418	\$16,050	\$56,468	\$292,615
	Sullivan	\$9,395	\$166,243	\$45,863	\$5,322	\$51,185	\$115,058
	<b>Circuit Total</b>	<b>\$55,779</b>	<b>\$646,509</b>	<b>\$109,116</b>	<b>\$30,180</b>	<b>\$139,296</b>	<b>\$507,213</b>
10	Marion	\$371,570	\$1,205,650	\$65,860	\$194,151	\$260,011	\$945,639
	Monroe	\$16,168	\$261,059	\$18,359	\$13,028	\$31,387	\$229,671
	Ralls	\$18,786	\$291,074	\$113,200	\$17,089	\$130,288	\$160,785
	<b>Circuit Total</b>	<b>\$406,524</b>	<b>\$1,757,783</b>	<b>\$197,419</b>	<b>\$224,267</b>	<b>\$421,687</b>	<b>\$1,336,096</b>
11	St. Charles	\$2,522,449	\$10,247,689	\$2,080,758	\$591,659	\$2,672,416	\$7,575,273
	<b>Circuit Total</b>	<b>\$2,522,449</b>	<b>\$10,247,689</b>	<b>\$2,080,758</b>	<b>\$591,659</b>	<b>\$2,672,416</b>	<b>\$7,575,273</b>
12	Audrain	\$29,504	\$636,225	\$69,066	\$25,886	\$94,952	\$541,273
	Montgomery	\$20,630	\$731,304	\$102,658	\$12,648	\$115,306	\$615,997
	Warren	\$124,204	\$742,510	\$127,075	\$116,406	\$243,481	\$499,029
	<b>Circuit Total</b>	<b>\$174,338</b>	<b>\$2,110,039</b>	<b>\$298,799</b>	<b>\$154,940</b>	<b>\$453,739</b>	<b>\$1,656,299</b>
13	Boone	\$1,801,261	\$5,917,141	\$548,499	\$72,977	\$621,475	\$5,295,666
	Callaway	\$406,487	\$1,213,995	\$100,836	\$394,344	\$495,180	\$718,815
	<b>Circuit Total</b>	<b>\$2,207,748</b>	<b>\$7,131,136</b>	<b>\$649,335</b>	<b>\$467,321</b>	<b>\$1,116,655</b>	<b>\$6,014,481</b>
14	Howard	\$13,033	\$199,379	\$43,226	\$11,507	\$54,733	\$144,646
	Randolph	\$17,682	\$757,142	\$217,499	\$9,578	\$227,076	\$530,065
	<b>Circuit Total</b>	<b>\$30,715</b>	<b>\$956,521</b>	<b>\$260,725</b>	<b>\$21,085</b>	<b>\$281,810</b>	<b>\$674,711</b>
15	Lafayette	\$106,927	\$900,556	\$284,710	\$91,306	\$376,017	\$524,540
	Saline	\$75,701	\$1,043,086	\$247,806	\$32,805	\$280,611	\$762,475
	<b>Circuit Total</b>	<b>\$182,628</b>	<b>\$1,943,643</b>	<b>\$532,516</b>	<b>\$124,112</b>	<b>\$656,628</b>	<b>\$1,287,015</b>
16	Jackson	\$1,443,931	\$20,997,476	\$2,531,425	\$169,908	\$2,701,333	\$18,296,143
	<b>Circuit Total</b>	<b>\$1,443,931</b>	<b>\$20,997,476</b>	<b>\$2,531,425</b>	<b>\$169,908</b>	<b>\$2,701,333</b>	<b>\$18,296,143</b>
17	Cass	\$92,143	\$2,528,096	\$476,186	\$43,133	\$519,319	\$2,008,778
	Johnson	\$161,082	\$868,143	\$139,333	\$157,961	\$297,293	\$570,849
	<b>Circuit Total</b>	<b>\$253,226</b>	<b>\$3,396,239</b>	<b>\$615,519</b>	<b>\$201,093</b>	<b>\$816,612</b>	<b>\$2,579,627</b>
18	Cooper	\$22,053	\$494,469	\$70,335	\$10,551	\$80,886	\$413,583
	Pettis	\$16,021	\$1,425,342	\$65,482	\$11,692	\$77,174	\$1,348,168
	<b>Circuit Total</b>	<b>\$38,074</b>	<b>\$1,919,811</b>	<b>\$135,818</b>	<b>\$22,243</b>	<b>\$158,060</b>	<b>\$1,761,751</b>
19	Cole	\$15,883,510	\$18,138,115	\$239,600	\$15,848,122	\$16,087,722	\$2,050,393
	<b>Circuit Total</b>	<b>\$15,883,510</b>	<b>\$18,138,115</b>	<b>\$239,600</b>	<b>\$15,848,122</b>	<b>\$16,087,722</b>	<b>\$2,050,393</b>
20	Franklin	\$2,433,288	\$4,721,602	\$438,002	\$1,951,381	\$2,389,383	\$2,332,219
	Gasconade	\$33,022	\$218,360	\$9,990	\$22,700	\$32,691	\$185,670
	Osage	\$13,538	\$122,350	\$6,134	\$11,243	\$17,377	\$104,973
	<b>Circuit Total</b>	<b>\$2,479,848</b>	<b>\$5,062,312</b>	<b>\$454,126</b>	<b>\$1,985,324</b>	<b>\$2,439,450</b>	<b>\$2,622,861</b>
21	St Louis County	\$2,741,416	\$43,298,602	\$3,461,475	\$2,645,465	\$6,106,940	\$37,191,662
	<b>Circuit Total</b>	<b>\$2,741,416</b>	<b>\$43,298,602</b>	<b>\$3,461,475</b>	<b>\$2,645,465</b>	<b>\$6,106,940</b>	<b>\$37,191,662</b>
22	The City of St. Louis	\$343,462	\$16,826,372	\$1,507,295	\$343,212	\$1,850,507	\$14,975,866
	<b>Circuit Total</b>	<b>\$343,462</b>	<b>\$16,826,372</b>	<b>\$1,507,295</b>	<b>\$343,212</b>	<b>\$1,850,507</b>	<b>\$14,975,866</b>
23	Jefferson	\$259,601	\$6,507,489	\$562,687	\$175,641	\$738,328	\$5,769,161
	<b>Circuit Total</b>	<b>\$259,601</b>	<b>\$6,507,489</b>	<b>\$562,687</b>	<b>\$175,641</b>	<b>\$738,328</b>	<b>\$5,769,161</b>
24	Madison	\$83,020	\$360,286	\$70,708	\$79,079	\$149,787	\$210,500
	St. Francois	\$271,446	\$1,698,044	\$401,696	\$220,025	\$621,721	\$1,076,323
	Ste. Genevieve	\$54,590	\$385,358	\$29,408	\$42,761	\$72,170	\$313,188
	Washington	\$19,366	\$659,465	\$47,358	\$13,159	\$60,517	\$598,948
	<b>Circuit Total</b>	<b>\$428,421</b>	<b>\$3,103,153</b>	<b>\$549,170</b>	<b>\$355,024</b>	<b>\$904,195</b>	<b>\$2,198,959</b>

# **Table 81** **Circuit Court, FY 2012** **Disbursements to Other Recipients**

Refer to the last page of this section for a list of the disbursements included in 'Other.'

Cir No	County	Pros Atty		Law Library	Treatment Court Fee	Restitution	Guardian Ad Litem	Publication	Garnishments	Judgment Paid to Court	Bonds Refunded
		Sheriffs Retirement	Retirement Fund Total								
25	Maries	\$2,039	\$1,597	\$3,795	\$0	\$1,067	\$3,412	\$0	\$92,985	\$400	\$16,470
	Phelps	\$11,591	\$9,000	\$23,205	\$4,100	\$716	\$1,550	\$0	\$392,471	\$0	\$94,160
	Pulaski	\$14,032	\$11,517	\$25,898	\$2,945	\$1,027	\$705	\$0	\$422,383	\$500	\$77,041
	Texas	\$5,849	\$4,780	\$10,019	\$9,370	\$1,524	\$1,033	\$0	\$153,553	\$600	\$23,058
	<b>Circuit Total</b>	<b>\$33,511</b>	<b>\$26,895</b>	<b>\$62,916</b>	<b>\$16,415</b>	<b>\$4,334</b>	<b>\$6,699</b>	<b>\$0</b>	<b>\$1,061,393</b>	<b>\$1,500</b>	<b>\$210,728</b>
26	Camden	\$10,765	\$6,791	\$31,755	\$0	\$86,494	\$7,600	\$0	\$459,846	\$294	\$481,828
	Laclede	\$9,426	\$7,005	\$18,862	\$0	\$23,442	\$0	\$0	\$648,467	\$2,620	\$52,580
	Miller	\$6,453	\$4,868	\$13,227	\$0	\$7,389	\$2,050	\$0	\$222,313	\$10,927	\$167,452
	Moniteau	\$3,178	\$2,455	\$5,558	\$0	\$47,496	\$3,220	\$0	\$190,957	\$4,250	\$25,024
	Morgan	\$4,454	\$3,419	\$8,797	\$0	\$7,985	\$6,830	\$0	\$144,475	\$1,267	\$130,254
	<b>Circuit Total</b>	<b>\$34,277</b>	<b>\$24,538</b>	<b>\$78,199</b>	<b>\$0</b>	<b>\$172,805</b>	<b>\$19,700</b>	<b>\$0</b>	<b>\$1,666,058</b>	<b>\$19,358</b>	<b>\$857,138</b>
27	Bates	\$5,255	\$4,457	\$8,085	\$7,825	\$580	\$5,478	\$294	\$257,566	\$61,258	\$149,262
	Henry	\$5,535	\$3,177	\$13,044	\$0	\$8,997	\$7,860	\$3,345	\$337,932	\$40,394	\$88,845
	St. Clair	\$3,416	\$3,202	\$3,972	\$0	\$26,709	\$6,155	\$531	\$86,301	\$5,290	\$31,245
	<b>Circuit Total</b>	<b>\$14,206</b>	<b>\$10,837</b>	<b>\$25,101</b>	<b>\$7,825</b>	<b>\$36,286</b>	<b>\$19,492</b>	<b>\$4,170</b>	<b>\$681,800</b>	<b>\$106,942</b>	<b>\$269,351</b>
28	Barton	\$2,808	\$1,935	\$6,345	\$6,415	\$14,678	\$6,336	\$231	\$135,049	\$5,325	\$65,566
	Cedar	\$2,953	\$2,008	\$6,705	\$6,148	\$55,584	\$8,928	\$7	\$107,991	\$30,699	\$27,694
	Dade	\$1,656	\$1,110	\$3,630	\$0	\$23,698	\$15,975	\$372	\$78,911	\$37,521	\$21,030
	Vernon	\$4,626	\$2,719	\$12,242	\$11,305	\$60,545	\$8,057	\$0	\$328,615	\$59,537	\$90,018
	<b>Circuit Total</b>	<b>\$12,044</b>	<b>\$7,772</b>	<b>\$28,922</b>	<b>\$23,868</b>	<b>\$154,504</b>	<b>\$39,295</b>	<b>\$610</b>	<b>\$650,566</b>	<b>\$133,082</b>	<b>\$204,309</b>
29	Jasper	\$25,340	\$9,379	\$79,616	\$3,787	\$7,168	\$40,504	\$152	\$1,797,538	\$198,115	\$433,097
	<b>Circuit Total</b>	<b>\$25,340</b>	<b>\$9,379</b>	<b>\$79,616</b>	<b>\$3,787</b>	<b>\$7,168</b>	<b>\$40,504</b>	<b>\$152</b>	<b>\$1,797,538</b>	<b>\$198,115</b>	<b>\$433,097</b>
30	Benton	\$5,129	\$4,092	\$10,267	\$1,760	\$43,010	\$6,346	\$0	\$129,086	\$605	\$45,090
	Dallas	\$6,971	\$6,917	\$8,805	\$0	\$14,801	\$9,050	\$0	\$396,122	\$136,117	\$41,191
	Hickory	\$1,480	\$962	\$3,795	\$0	\$264	\$3,869	\$1,848	\$47,396	\$541,750	\$16,791
	Polk	\$7,672	\$6,013	\$15,865	\$1,427	\$1,969	\$17,319	\$0	\$316,357	\$0	\$48,840
	Webster	\$6,762	\$3,757	\$19,665	\$3,747	\$26,894	\$27,836	\$0	\$475,238	\$3,610	\$15,352
	<b>Circuit Total</b>	<b>\$28,013</b>	<b>\$21,741</b>	<b>\$58,397</b>	<b>\$6,934</b>	<b>\$86,938</b>	<b>\$64,419</b>	<b>\$1,848</b>	<b>\$1,364,200</b>	<b>\$682,082</b>	<b>\$167,263</b>
31	Greene	\$60,593	\$17,866	\$240,000	\$332,591	\$505,348	\$227,087	\$73,525	\$5,446,679	\$1,590,021	\$193,819
	<b>Circuit Total</b>	<b>\$60,593</b>	<b>\$17,866</b>	<b>\$240,000</b>	<b>\$332,591</b>	<b>\$505,348</b>	<b>\$227,087</b>	<b>\$73,525</b>	<b>\$5,446,679</b>	<b>\$1,590,021</b>	<b>\$193,819</b>
32	Bollinger	\$1,913	\$986	\$5,875	\$0	\$16,839	\$3,483	\$0	\$131,879	\$262,457	\$20,731
	Cape Girardeau	\$16,202	\$6,263	\$57,414	\$0	\$14,578	\$14,257	\$12,178	\$941,338	\$132,219	\$384,882
	Perry	\$5,170	\$4,280	\$9,818	\$0	\$9,550	\$5,868	\$609	\$225,556	\$723	\$117,655
	<b>Circuit Total</b>	<b>\$23,285</b>	<b>\$11,529</b>	<b>\$73,107</b>	<b>\$0</b>	<b>\$40,967</b>	<b>\$23,608</b>	<b>\$12,787</b>	<b>\$1,298,774</b>	<b>\$395,399</b>	<b>\$523,268</b>
33	Mississippi	\$4,898	\$3,872	\$6,650	\$133	\$35,377	\$750	\$0	\$273,371	\$0	\$200,057
	Scott	\$10,957	\$5,892	\$21,717	\$0	\$70,186	\$11,848	\$0	\$888,253	\$5,511	\$257,105
	<b>Circuit Total</b>	<b>\$15,855</b>	<b>\$9,764</b>	<b>\$28,367</b>	<b>\$133</b>	<b>\$105,564</b>	<b>\$12,598</b>	<b>\$0</b>	<b>\$1,161,624</b>	<b>\$5,511</b>	<b>\$457,162</b>
34	New Madrid	\$5,594	\$4,725	\$6,840	\$0	\$0	\$3,350	\$470	\$265,488	\$35,000	\$168,200
	Pemiscot	\$7,816	\$7,022	\$7,900	\$0	\$0	\$400	\$0	\$385,693	\$2,470	\$94,531
	<b>Circuit Total</b>	<b>\$13,410</b>	<b>\$11,747</b>	<b>\$14,740</b>	<b>\$0</b>	<b>\$0</b>	<b>\$3,750</b>	<b>\$470</b>	<b>\$651,181</b>	<b>\$37,470</b>	<b>\$262,730</b>
35	Dunklin	\$7,113	\$3,423	\$14,681	\$0	\$9,074	\$5,693	\$0	\$414,525	\$1,317	\$280,974
	Stoddard	\$6,648	\$3,283	\$13,777	\$0	\$0	\$6,017	\$0	\$353,634	\$2,021	\$313,780
	<b>Circuit Total</b>	<b>\$13,762</b>	<b>\$6,706</b>	<b>\$28,458</b>	<b>\$0</b>	<b>\$9,074</b>	<b>\$11,710</b>	<b>\$0</b>	<b>\$768,159</b>	<b>\$3,338</b>	<b>\$594,753</b>
36	Butler	\$8,904	\$3,869	\$29,934	\$8,019	\$125	\$16,145	\$0	\$468,652	\$246,338	\$102,238
	Ripley	\$2,906	\$1,458	\$9,075	\$2,572	\$1,407	\$1,025	\$0	\$79,007	\$35,064	\$17,093
	<b>Circuit Total</b>	<b>\$11,810</b>	<b>\$5,327</b>	<b>\$39,009</b>	<b>\$10,591</b>	<b>\$1,532</b>	<b>\$17,170</b>	<b>\$0</b>	<b>\$547,659</b>	<b>\$281,402</b>	<b>\$119,331</b>
37	Carter	\$1,943	\$1,820	\$2,832	\$0	\$4,848	\$1,175	\$628	\$24,931	\$16,040	\$36,695
	Howell	\$9,632	\$6,365	\$24,254	\$0	\$0	\$2,465	\$0	\$344,023	\$21,297	\$308,528
	Oregon	\$1,663	\$1,042	\$4,380	\$0	\$0	\$0	\$0	\$47,468	\$0	\$8,879
	Shannon	\$1,660	\$1,261	\$3,570	\$0	\$481	\$400	\$0	\$27,038	\$600	\$47,007
	<b>Circuit Total</b>	<b>\$14,898</b>	<b>\$10,487</b>	<b>\$35,036</b>	<b>\$0</b>	<b>\$5,329</b>	<b>\$4,040</b>	<b>\$628</b>	<b>\$443,460</b>	<b>\$37,936</b>	<b>\$401,109</b>
38	Christian	\$13,465	\$5,354	\$15,560	\$14,801	\$0	\$8,375	\$6,857	\$971,874	\$871	\$684,145
	Taney	\$12,671	\$5,281	\$14,475	\$7,599	\$0	\$6,351	\$0	\$828,904	\$19,325	\$242,449
	<b>Circuit Total</b>	<b>\$26,137</b>	<b>\$10,635</b>	<b>\$30,035</b>	<b>\$22,400</b>	<b>\$0</b>	<b>\$14,726</b>	<b>\$6,857</b>	<b>\$1,800,778</b>	<b>\$20,196</b>	<b>\$926,593</b>
39	Barry	\$7,778	\$3,868	\$23,526	\$0	\$16,181	\$650	\$0	\$383,305	\$27,457	\$119,308
	Lawrence	\$8,105	\$5,212	\$20,940	\$12,904	\$0	\$10,292	\$1,041	\$551,480	\$9,513	\$267,683
	Stone	\$5,855	\$2,793	\$18,388	\$38,293	\$1,561	\$6,200	\$0	\$275,120	\$2,046	\$127,108
	<b>Circuit Total</b>	<b>\$21,738</b>	<b>\$11,873</b>	<b>\$62,854</b>	<b>\$51,197</b>	<b>\$17,742</b>	<b>\$17,142</b>	<b>\$1,041</b>	<b>\$1,209,905</b>	<b>\$39,015</b>	<b>\$514,099</b>
40	McDonald	\$5,847	\$3,935	\$9,540	\$2,745	\$9,254	\$2,157	\$0	\$294,785	\$111,405	\$163,649
	Newton	\$14,202	\$8,655	\$25,627	\$0	\$0	\$0	\$0	\$859,429	\$1,500	\$237,758
	<b>Circuit Total</b>	<b>\$20,049</b>	<b>\$12,591</b>	<b>\$35,167</b>	<b>\$2,745</b>	<b>\$9,254</b>	<b>\$2,157</b>	<b>\$0</b>	<b>\$1,154,214</b>	<b>\$112,905</b>	<b>\$401,407</b>
41	Macon	\$4,971	\$4,115	\$8,715	\$0	\$28,174	\$7,444	\$0	\$194,214	\$4,333	\$66,773
	Shelby	\$1,882	\$1,610	\$2,850	\$0	\$2,512	\$2,849	\$246	\$51,542	\$9,922	\$27,495
	<b>Circuit Total</b>	<b>\$6,854</b>	<b>\$5,725</b>	<b>\$11,565</b>	<b>\$0</b>	<b>\$30,685</b>	<b>\$10,293</b>	<b>\$246</b>	<b>\$245,756</b>	<b>\$14,255</b>	<b>\$94,268</b>
42	Crawford	\$7,644	\$6,831	\$11,236	\$0	\$6,435	\$9,075	\$0	\$218,715	\$19,000	\$395,907
	Dent	\$3,598	\$2,804	\$6,260	\$0	\$578	\$9,686	\$0	\$133,592	\$0	\$92,105
	Iron	\$2,258	\$1,652	\$4,830	\$0	\$0	\$2,895	\$960	\$84,125	\$61,164	\$41,732
	Reynolds	\$1,479	\$1,207	\$2,250	\$0	\$1,645	\$1,422	\$2,984	\$32,428	\$0	\$27,200
	Wayne	\$4,193	\$3,898	\$6,015	\$0	\$3,390	\$3,416	\$3,163	\$95,432	\$101,645	\$29,872
	<b>Circuit Total</b>	<b>\$19,173</b>	<b>\$16,393</b>	<b>\$30,591</b>	<b>\$0</b>	<b>\$12,047</b>	<b>\$26,494</b>	<b>\$7,107</b>	<b>\$564,293</b>	<b>\$181,809</b>	<b>\$586,816</b>
43	Caldwell	\$2,923	\$2,366	\$3,810	\$0	\$13,701	\$4,640	\$0	\$517,874	\$0	\$348,487
	Clinton	\$6,602	\$5,127	\$8,550	\$0	\$5,854	\$24,256	\$0	\$505,461	\$0	\$241,395
	Daviess	\$4,585	\$5,086	\$3,675	\$0	\$4,224	\$3,900	\$409	\$119,008	\$3,102	\$366,666
	DeKalb	\$2,841	\$2,111	\$4,080	\$0	\$15,442	\$13,685	\$0	\$227,479	\$0	\$218,739
	Livingston	\$3,267	\$2,217	\$5,314	\$0	\$5,073	\$12,111	\$10,586	\$158,549	\$13,078	\$63,482
	<b>Circuit Total</b>	<b>\$20,219</b>	<b>\$16,906</b>	<b>\$25,429</b>	<b>\$0</b>	<b>\$44,294</b>	<b>\$58,591</b>	<b>\$10,995</b>	<b>\$1,528,371</b>	<b>\$16,180</b>	<b>\$1,238,768</b>
44	Douglas	\$2,523	\$1,860	\$3,570	\$6,776	\$10,229	\$1,000	\$0	\$56,883	\$18,247	\$79,744
	Ozark	\$1,801	\$1,373	\$2,190	\$3,140	\$25,649	\$400	\$30	\$54,904	\$11,095	\$28,023
	Wright	\$4,954	\$4,145	\$5,620	\$11,805	\$90,032	\$1,736	\$0	\$208,958	\$20,314	\$91,541
	<b>Circuit Total</b>	<b>\$9,278</b>	<b>\$7,378</b>	<b>\$11,380</b>	<b>\$21,721</b>	<b>\$125,911</b>	<b>\$3,136</b>	<b>\$30</b>	<b>\$320,744</b>	<b>\$49,657</b>	<b>\$199,308</b>
45	Lincoln	\$13,801	\$9,149	\$32,868	\$0	\$20,824	\$44,834	\$0	\$785,141	\$0	\$491,835
	Pike	\$4,388	\$3,396	\$8,520	\$0	\$8,763	\$10,145	\$1,962	\$115,466	\$131,357	\$202,043
	<b>Circuit Total</b>	<b>\$18,189</b>	<b>\$12,545</b>	<b>\$41,388</b>	<b>\$0</b>	<b>\$29,587</b>	<b>\$54,979</b>	<b>\$1,962</b>	<b>\$900,607</b>	<b>\$131,357</b>	<b>\$693,878</b>
FCC	Fine Collection Center	\$392,613	\$0	\$0	\$0	\$0	\$0	\$0	\$0	\$0	\$0
<b>STATE TOTAL</b>		<b>\$1,591,645</b>	<b>\$675,076</b>	<b>\$4,058,437</b>	<b>\$996,359</b>	<b>\$3,210,117</b>	<b>\$1,572,884</b>	<b>\$387,692</b>	<b>\$112,431,052</b>	<b>\$23,300,153</b>	<b>\$26,316,023</b>

**Table 81**  
**Circuit Court, FY 2012**  
**Disbursements to Other Recipients**

Refer to the last page of this section for a list of the disbursements included in 'Other.'

**Exclusions:**

Cir No	County	Other (4)	Total Paid to Other Recipients	Refunds included in (Other 4) Total		Total Exclusions	Disbursements to Other Recipients Less Exclusions
				Bond Refunds			Exclusions
25	Maries	\$9,665	\$131,429	\$16,470	\$8,425	\$24,895	\$106,534
	Phelps	\$145,799	\$682,592	\$94,160	\$119,040	\$213,200	\$469,392
	Pulaski	\$223,419	\$779,466	\$77,041	\$195,745	\$272,786	\$506,681
	Texas	\$147,334	\$357,120	\$23,058	\$129,885	\$152,943	\$204,176
	<b>Circuit Total</b>	<b>\$526,217</b>	<b>\$1,950,607</b>	<b>\$210,728</b>	<b>\$453,095</b>	<b>\$663,824</b>	<b>\$1,286,784</b>
26	Camden	\$376,591	\$1,461,963	\$481,828	\$331,616	\$813,443	\$648,520
	Laclede	\$760,606	\$1,523,007	\$52,580	\$659,826	\$712,406	\$810,601
	Miller	\$197,548	\$632,227	\$167,452	\$191,344	\$358,796	\$273,431
	Moniteau	\$48,038	\$330,176	\$25,024	\$29,008	\$54,033	\$276,144
	Morgan	\$65,020	\$372,502	\$130,254	\$54,177	\$184,432	\$188,071
	<b>Circuit Total</b>	<b>\$1,447,802</b>	<b>\$4,319,875</b>	<b>\$857,138</b>	<b>\$1,265,970</b>	<b>\$2,123,109</b>	<b>\$2,196,767</b>
27	Bates	\$26,236	\$526,296	\$149,262	\$2,852	\$152,113	\$374,182
	Henry	\$2,553	\$511,682	\$88,845	\$2,447	\$91,292	\$420,390
	St. Clair	\$19,959	\$186,780	\$31,245	\$3,707	\$34,952	\$151,829
	<b>Circuit Total</b>	<b>\$48,748</b>	<b>\$1,224,758</b>	<b>\$269,351</b>	<b>\$9,006</b>	<b>\$278,357</b>	<b>\$946,401</b>
28	Barton	\$22,080	\$266,769	\$65,566	\$19,140	\$84,707	\$182,062
	Cedar	\$53,626	\$302,342	\$27,694	\$23,258	\$50,952	\$251,390
	Dade	\$18,769	\$202,672	\$21,030	\$12,166	\$33,197	\$169,476
	Vernon	\$94,062	\$671,725	\$90,018	\$40,446	\$130,464	\$541,261
	<b>Circuit Total</b>	<b>\$188,537</b>	<b>\$1,443,508</b>	<b>\$204,309</b>	<b>\$95,011</b>	<b>\$299,320</b>	<b>\$1,144,189</b>
29	Jasper	\$98,017	\$2,692,714	\$433,097	\$8,234	\$441,330	\$2,251,383
	<b>Circuit Total</b>	<b>\$98,017</b>	<b>\$2,692,714</b>	<b>\$433,097</b>	<b>\$8,234</b>	<b>\$441,330</b>	<b>\$2,251,383</b>
30	Benton	\$73,389	\$318,773	\$45,090	\$67,315	\$112,405	\$206,368
	Dallas	\$43,533	\$663,507	\$41,191	\$38,442	\$79,633	\$583,874
	Hickory	\$29,280	\$647,435	\$16,791	\$21,788	\$38,579	\$608,856
	Polk	\$96,864	\$512,325	\$48,840	\$77,668	\$126,508	\$385,817
	Webster	\$125,795	\$708,655	\$15,352	\$120,957	\$136,309	\$572,346
	<b>Circuit Total</b>	<b>\$368,860</b>	<b>\$2,850,695</b>	<b>\$167,263</b>	<b>\$326,171</b>	<b>\$493,434</b>	<b>\$2,357,261</b>
31	Greene	\$296,144	\$8,983,672	\$193,819	\$119,274	\$313,093	\$8,670,579
	<b>Circuit Total</b>	<b>\$296,144</b>	<b>\$8,983,672</b>	<b>\$193,819</b>	<b>\$119,274</b>	<b>\$313,093</b>	<b>\$8,670,579</b>
32	Bollinger	\$45,761	\$489,924	\$20,731	\$38,248	\$58,978	\$430,946
	Cape Girardeau	\$27,634	\$1,606,965	\$384,882	\$12,744	\$397,627	\$1,209,338
	Perry	\$17,878	\$397,106	\$117,655	\$11,364	\$129,018	\$268,088
	<b>Circuit Total</b>	<b>\$91,272</b>	<b>\$2,493,995</b>	<b>\$523,268</b>	<b>\$62,356</b>	<b>\$585,623</b>	<b>\$1,908,372</b>
33	Mississippi	\$18,258	\$543,366	\$200,057	\$1,626	\$201,683	\$341,684
	Scott	\$177,696	\$1,449,167	\$257,105	\$18,235	\$275,340	\$1,173,827
	<b>Circuit Total</b>	<b>\$195,954</b>	<b>\$1,992,534</b>	<b>\$457,162</b>	<b>\$19,861</b>	<b>\$477,023</b>	<b>\$1,515,511</b>
34	New Madrid	\$103,930	\$593,597	\$168,200	\$260	\$168,460	\$425,137
	Pemiscot	\$21,327,038	\$21,832,870	\$94,531	\$21,300,198	\$21,394,728	\$438,142
	<b>Circuit Total</b>	<b>\$21,430,968</b>	<b>\$22,426,467</b>	<b>\$262,730</b>	<b>\$21,300,458</b>	<b>\$21,563,188</b>	<b>\$863,279</b>
35	Dunklin	\$4,472	\$741,271	\$280,974	\$439	\$281,413	\$459,858
	Stoddard	\$392,274	\$1,091,434	\$313,780	\$390,394	\$704,173	\$387,261
	<b>Circuit Total</b>	<b>\$396,746</b>	<b>\$1,832,705</b>	<b>\$594,753</b>	<b>\$390,833</b>	<b>\$985,586</b>	<b>\$847,119</b>
36	Butler	\$264,956	\$1,149,180	\$102,238	\$141,993	\$244,231	\$904,949
	Ripley	\$96,192	\$245,800	\$17,093	\$28,304	\$45,397	\$200,402
	<b>Circuit Total</b>	<b>\$361,148</b>	<b>\$1,394,979</b>	<b>\$119,331</b>	<b>\$170,297</b>	<b>\$289,628</b>	<b>\$1,105,351</b>
37	Carter	\$18,285	\$109,195	\$36,695	\$5,718	\$42,413	\$66,783
	Howell	\$91,289	\$807,853	\$308,528	\$52,722	\$361,250	\$446,603
	Oregon	\$5,962	\$69,394	\$8,879	\$3,907	\$12,786	\$56,608
	Shannon	\$12,977	\$94,994	\$47,007	\$5,421	\$52,428	\$42,566
	<b>Circuit Total</b>	<b>\$128,513</b>	<b>\$1,081,436</b>	<b>\$401,109</b>	<b>\$67,767</b>	<b>\$468,876</b>	<b>\$612,560</b>
38	Christian	\$256,847	\$1,978,150	\$684,145	\$256,517	\$940,662	\$1,037,488
	Taney	\$252,517	\$1,389,571	\$242,449	\$251,513	\$493,961	\$895,610
	<b>Circuit Total</b>	<b>\$509,364</b>	<b>\$3,367,721</b>	<b>\$926,593</b>	<b>\$508,030</b>	<b>\$1,434,623</b>	<b>\$1,933,098</b>
39	Barry	\$26,759	\$608,831	\$119,308	\$9,654	\$128,962	\$479,869
	Lawrence	\$20,424	\$907,593	\$267,683	\$6,330	\$274,012	\$633,581
	Stone	\$73,872	\$551,236	\$127,108	\$7,114	\$134,222	\$417,013
	<b>Circuit Total</b>	<b>\$121,055</b>	<b>\$2,067,660</b>	<b>\$514,099</b>	<b>\$23,098</b>	<b>\$537,197</b>	<b>\$1,530,463</b>
40	McDonald	\$1,108,005	\$1,711,323	\$163,649	\$1,094,300	\$1,257,948	\$453,375
	Newton	\$139,547	\$1,286,718	\$237,758	\$125,102	\$362,860	\$923,858
	<b>Circuit Total</b>	<b>\$1,247,552</b>	<b>\$2,998,041</b>	<b>\$401,407</b>	<b>\$1,219,401</b>	<b>\$1,620,808</b>	<b>\$1,377,233</b>
41	Macon	\$23,446	\$342,185	\$66,773	\$15,604	\$82,377	\$259,808
	Shelby	\$8,348	\$109,256	\$27,495	\$6,834	\$34,329	\$74,926
	<b>Circuit Total</b>	<b>\$31,793</b>	<b>\$451,441</b>	<b>\$94,268</b>	<b>\$22,438</b>	<b>\$116,706</b>	<b>\$334,735</b>
42	Crawford	\$473,045	\$1,147,888	\$395,907	\$451,817	\$847,724	\$300,164
	Dent	\$22,367	\$270,991	\$92,105	\$21,422	\$113,527	\$157,464
	Iron	\$47,576	\$247,192	\$41,732	\$42,017	\$83,750	\$163,443
	Reynolds	\$22,783	\$93,398	\$27,200	\$16,543	\$43,742	\$49,655
	Wayne	\$50,870	\$301,894	\$29,872	\$46,795	\$76,666	\$225,227
	<b>Circuit Total</b>	<b>\$616,641</b>	<b>\$2,061,363</b>	<b>\$586,816</b>	<b>\$578,594</b>	<b>\$1,165,410</b>	<b>\$895,953</b>
43	Caldwell	\$437,398	\$1,331,199	\$348,487	\$422,933	\$771,419	\$559,779
	Clinton	\$54,796	\$852,041	\$241,395	\$39,169	\$280,564	\$571,477
	Daviess	\$7,172	\$517,828	\$366,666	\$5,332	\$371,998	\$145,830
	DeKalb	\$27,879	\$512,255	\$218,739	\$25,860	\$244,599	\$267,656
	Livingston	\$16,795	\$290,472	\$63,482	\$13,130	\$76,612	\$213,860
	<b>Circuit Total</b>	<b>\$544,040</b>	<b>\$3,503,795</b>	<b>\$1,238,768</b>	<b>\$506,424</b>	<b>\$1,745,192</b>	<b>\$1,758,603</b>
44	Douglas	\$34,323	\$215,155	\$79,744	\$33,274	\$113,019	\$102,136
	Ozark	\$2,252	\$130,856	\$28,023	\$1,694	\$29,717	\$101,140
	Wright	\$13,690	\$452,796	\$91,541	\$10,176	\$101,717	\$351,079
	<b>Circuit Total</b>	<b>\$50,265</b>	<b>\$798,807</b>	<b>\$199,308</b>	<b>\$45,144</b>	<b>\$244,452</b>	<b>\$554,355</b>
45	Lincoln	\$719,166	\$2,117,617	\$491,835	\$658,313	\$1,150,147	\$967,470
	Pike	\$19,384	\$505,424	\$202,043	\$10,202	\$212,245	\$293,179
	<b>Circuit Total</b>	<b>\$738,550</b>	<b>\$2,623,042</b>	<b>\$693,878</b>	<b>\$668,515</b>	<b>\$1,362,393</b>	<b>\$1,260,649</b>
FCC	Fine Collection Center	\$366,172	\$758,785	\$0	\$91,713	\$91,713	\$667,072
	<b>STATE TOTAL</b>	<b>\$64,293,326</b>	<b>\$238,832,765</b>	<b>\$26,316,023</b>	<b>\$52,184,669</b>	<b>\$78,500,692</b>	<b>\$160,332,073</b>

## Disbursement Tables - Notes

Circuit Court, FY 2012

Disbursements - Fees Included in "Other" Totals

### (1) Pays to State:

Extradition Costs  
Fine State School Moneys Fund  
Post Conviction DNA Testing  
Transcript Costs  
Unclaimed Property  
Vital Records Cert

### (2) Pays to Counties:

Bad Check Fee  
Board Bill-Other County  
Change of Venue-Board Bill  
Change of Venue-Clerk Fee  
Change of Venue-County Fee  
Change of Venue-Domestic Violence  
Change of Venue-Fine  
Change of Venue-Inmate Security  
Change of Venue-Jury  
Change of Venue-Law Enforcement Arrest  
Change of Venue-LET  
Change of Venue-Misc County Fees  
Change of Venue-PAT  
Change of Venue-Sheriff  
Court Operation (Greene County)  
Inmate Security  
Jury  
Juvenile Detention (30th Circuit)  
Law Enforcement Arrest-Local  
Non-Negotiable Instrument Fee  
Overpayments < \$5  
Parking Penalties  
Sheriff-Other County

### (3) Pays to Municipalities:

Board Bill-Municipality  
Court Restoration-St Louis City  
Inmate Security Fund-Municipal  
Law Enforcement Arrest-Municipal  
Law Enforcement Training-Municipal

### (4) Pays to Other Recipients:

Commissioner Fee  
Condemnation Awards  
Debit Deposit Code  
Depositions  
Drug Testing Private Lab  
Drug/Treatment Court Expenditures  
Due to Debt Collection  
Electronic Monitoring/Home Detention  
Escrow  
Family Court Expenditures  
Interest  
Interpreter/Translator  
Inv ECT Attorney Fees  
Judicial Education Fund  
Judicial Education Fund Expenditures  
Juvenile Assessment Fee  
Juvenile Restitution Fee  
Masters Compensation  
Overpayment  
Parenting Education Costs  
Passport Application Fees  
Passport Fee Expenses  
Paternity Testing  
Probation Fine  
Refunds  
Restitution Due Political Subdivision  
Special Prosecutor  
Storage-CAFA Proc  
Time Payment Expenditures  
Time Payment Fee  
Witness Fees/Mileage

## **FY 2012 – Accounts Receivable Tables**

The Ad Hoc Committee on Increasing Cost Collection in the Courts was charged with determining a reliable estimate of outstanding debt in Missouri's circuit courts. The committee defined circuit court debt as "*accounts receivable which have been entered into the Judicial Information System (JIS) for cases disposed between Jan. 1, 2005 and the end of the (current) fiscal year and which were outstanding as of the beginning of the following fiscal year*". This definition includes court-ordered penalties, fines, sanctions, court costs (i.e., statutorily-mandated fees, surcharges, judgments, etc.), and judgments due the state or one of its political subdivisions. Restitution, public defender liens, garnishments and judgments due others (besides the state or one of its political subdivisions) are NOT included. Additionally, the committee compiled multiple reports, the purpose of which are to promote the collection of outstanding debt. The information in the following tables is in accordance with the findings and recommendations outlined in the *Final Report of the Ad Hoc Committee on Increasing Cost Collection in the Courts*.

### **Table 82 – Accounts Receivable by Age**

Amount of debt by the length of time it has been outstanding.

### **Table 83 – Accounts Receivable by Tier**

Tier 1 debt includes fines and costs in which:

- a.) Statute sets the amount of the cost and specifies that the cost shall be assessed on all cases in a case type (e.g., clerk fee, county fee and court automation).
- b.) Statute does not set the amount of the cost but specifies that the cost shall be assessed on all cases in a case type (e.g., law library).
- c.) Statute specifies that the cost may be assessed on all cases in a case type, and the majority of the counties charge the cost (e.g., law enforcement training fund surcharge).

Tier 2 debt includes costs in which:

- a.) Statute authorizes the county, court en banc or judge to decide whether to assess the cost, and many courts do not assess the fee (e.g., board bills, law enforcement arrest costs).
- b.) Statute authorizes the county, court en banc or judge to set the amount of the cost locally, and the amounts assessed vary widely from county to county (e.g., county law enforcement restitution fund).
- c.) Statute authorizes a cost for specific jurisdictions or not all courts handle the case types to which these costs apply (e.g., courthouse restoration fees).

All other costs were combined into tier "other" debt.

### **Table 84 – Accounts Receivable – Balance and Amount**

Fees and costs can be satisfied by non-monetary payments, as well as monetary payments. As such, the difference between 'Amount Assessed' and 'Balance Due' in this table does not necessarily reflect the dollar amount collected. Non-monetary payments include, but are not limited to, credit for time served, community service, and judicial orders waiving or reducing the amount due.

### **Table 85 – Average Amount Assessed per Case**

Average amount assessed per case (Assessed/Case) was calculated for those criminal cases disposed by guilty outcome between January 1, 2005 and June 30, 2012.

**Table 82**  
**Circuit Court - July 1, 2005 - June 30, 2012**  
**Accounts Receivable by Age**

Cir.	No.	County	Felony				Misdemeanor				Conservation/Watercraft			
			1 Year or Less	1 to 3 Years	More than 3 Years	Felony Total	1 Year or Less	1 to 3 Years	More than 3 Years	Misdemeanor Total	1 Year or Less	1 to 3 Years	More than 3 Years	Cons/WC Total
	1	Clark	\$127,793	\$201,339	\$391,138	\$720,270	\$48,190	\$58,300	\$43,580	\$150,070	\$54	\$0	\$4	\$58
		Schulyer	\$13,445	\$28,095	\$10,533	\$52,072	\$7,623	\$2,418	\$744	\$10,784	\$0	\$0	\$0	\$0
		Scotland	\$64,854	\$73,729	\$124,523	\$263,106	\$23,000	\$12,974	\$13,660	\$49,634	\$0	\$0	\$80	\$80
		<b>Circuit Total</b>	<b>\$206,092</b>	<b>\$303,163</b>	<b>\$526,194</b>	<b>\$1,035,448</b>	<b>\$78,814</b>	<b>\$73,692</b>	<b>\$57,983</b>	<b>\$210,489</b>	<b>\$54</b>	<b>\$0</b>	<b>\$84</b>	<b>\$138</b>
	2	Adair	\$227,373	\$477,306	\$767,721	\$1,472,400	\$9,306	\$15,562	\$14,739	\$39,607	\$0	\$0	\$0	\$0
		Knox	\$4,639	\$1,339	\$6,007	\$11,985	\$1,659	\$0	\$741	\$2,400	\$28	\$0	\$0	\$28
		Lewis	\$47,764	\$43,796	\$32,192	\$123,752	\$21,256	\$14,728	\$17,356	\$53,340	\$0	\$227	\$165	\$392
		<b>Circuit Total</b>	<b>\$279,776</b>	<b>\$522,441</b>	<b>\$805,919</b>	<b>\$1,608,137</b>	<b>\$32,221</b>	<b>\$30,289</b>	<b>\$32,837</b>	<b>\$95,347</b>	<b>\$28</b>	<b>\$227</b>	<b>\$165</b>	<b>\$420</b>
	3	Grundy	\$129,758	\$230,761	\$127,168	\$487,687	\$10,628	\$5,873	\$15,431	\$31,931	\$0	\$0	\$0	\$0
		Harrison	\$41,656	\$34,886	\$53,933	\$130,474	\$14,834	\$10,807	\$11,194	\$36,835	\$0	\$0	\$0	\$0
		Mercer	\$13,740	\$40,848	\$71,082	\$125,670	\$4,382	\$4,224	\$2,951	\$11,558	\$0	\$0	\$0	\$0
		Putnam	\$52,396	\$93,856	\$75,851	\$222,103	\$4,886	\$3,722	\$6,111	\$14,720	\$394	\$0	\$48	\$442
		<b>Circuit Total</b>	<b>\$237,549</b>	<b>\$400,351</b>	<b>\$328,034</b>	<b>\$965,934</b>	<b>\$34,731</b>	<b>\$24,626</b>	<b>\$35,687</b>	<b>\$95,044</b>	<b>\$394</b>	<b>\$0</b>	<b>\$48</b>	<b>\$442</b>
	4	Atchison	\$29,703	\$36,676	\$34,724	\$101,103	\$19,278	\$19,618	\$25,982	\$64,878	\$25	\$159	\$0	\$184
		Gentry	\$22,022	\$71,809	\$100,543	\$194,374	\$26,921	\$17,684	\$21,354	\$65,959	\$0	\$0	\$0	\$0
		Holt	\$39,324	\$48,363	\$139,383	\$227,070	\$8,852	\$18,963	\$22,714	\$50,528	\$0	\$0	\$0	\$0
		Nodaway	\$260,297	\$418,743	\$369,265	\$1,048,305	\$40,534	\$44,995	\$59,831	\$145,360	\$0	\$0	\$305	\$305
		Worth	\$8,816	\$22,528	\$17,785	\$49,129	\$3,076	\$1,831	\$919	\$5,825	\$0	\$0	\$0	\$0
		<b>Circuit Total</b>	<b>\$360,162</b>	<b>\$598,119</b>	<b>\$661,699</b>	<b>\$1,619,981</b>	<b>\$98,661</b>	<b>\$103,090</b>	<b>\$130,801</b>	<b>\$332,551</b>	<b>\$25</b>	<b>\$159</b>	<b>\$305</b>	<b>\$488</b>
	5	Andrew	\$244,939	\$481,592	\$380,149	\$1,106,681	\$47,024	\$137,546	\$311,008	\$495,579	\$130	\$1,028	\$3,795	\$4,952
		Buchanan	\$1,043,489	\$2,352,690	\$3,375,439	\$6,771,619	\$349,031	\$661,718	\$696,119	\$1,706,868	\$125	\$731	\$1,540	\$2,395
		<b>Circuit Total</b>	<b>\$1,288,429</b>	<b>\$2,834,282</b>	<b>\$3,755,589</b>	<b>\$7,878,300</b>	<b>\$396,055</b>	<b>\$799,264</b>	<b>\$1,007,127</b>	<b>\$2,202,446</b>	<b>\$255</b>	<b>\$1,759</b>	<b>\$5,334</b>	<b>\$7,347</b>
	6	Platte	\$66,412	\$102,958	\$149,652	\$319,021	\$15,435	\$10,493	\$13,780	\$39,709	\$0	\$0	\$0	\$0
		<b>Circuit Total</b>	<b>\$66,412</b>	<b>\$102,958</b>	<b>\$149,652</b>	<b>\$319,021</b>	<b>\$15,435</b>	<b>\$10,493</b>	<b>\$13,780</b>	<b>\$39,709</b>	<b>\$0</b>	<b>\$0</b>	<b>\$0</b>	<b>\$0</b>
	7	Clay	\$167,455	\$278,162	\$545,651	\$991,269	\$40,419	\$54,076	\$104,180	\$198,675	\$0	\$269	\$282	\$551
		<b>Circuit Total</b>	<b>\$167,455</b>	<b>\$278,162</b>	<b>\$545,651</b>	<b>\$991,269</b>	<b>\$40,419</b>	<b>\$54,076</b>	<b>\$104,180</b>	<b>\$198,675</b>	<b>\$0</b>	<b>\$269</b>	<b>\$282</b>	<b>\$551</b>
	8	Carroll	\$48,513	\$206,771	\$300,140	\$555,424	\$13,450	\$16,814	\$26,166	\$56,430	\$0	\$489	\$0	\$489
		Ray	\$85,765	\$125,872	\$155,367	\$367,005	\$63,071	\$62,101	\$73,338	\$198,511	\$0	\$0	\$0	\$0
		<b>Circuit Total</b>	<b>\$134,279</b>	<b>\$332,642</b>	<b>\$455,508</b>	<b>\$922,429</b>	<b>\$76,522</b>	<b>\$78,915</b>	<b>\$99,504</b>	<b>\$254,941</b>	<b>\$0</b>	<b>\$489</b>	<b>\$0</b>	<b>\$489</b>
	9	Chariton	\$37,467	\$93,025	\$201,086	\$331,578	\$3,567	\$3,926	\$671	\$8,163	\$224	\$0	\$0	\$224
		Linn	\$78,718	\$162,637	\$257,830	\$499,185	\$16,178	\$36,471	\$60,595	\$113,244	\$365	\$0	\$1,278	\$1,643
		Sullivan	\$37,759	\$18,419	\$7,299	\$63,477	\$6,142	\$5,277	\$3,589	\$15,008	\$0	\$0	\$0	\$0
		<b>Circuit Total</b>	<b>\$153,943</b>	<b>\$274,081</b>	<b>\$466,216</b>	<b>\$894,240</b>	<b>\$25,887</b>	<b>\$45,674</b>	<b>\$64,855</b>	<b>\$136,416</b>	<b>\$588</b>	<b>\$0</b>	<b>\$1,278</b>	<b>\$1,866</b>
	10	Marion	\$178,535	\$212,092	\$155,528	\$546,156	\$54,813	\$49,016	\$53,560	\$157,389	\$0	\$1,112	\$501	\$1,613
		Monroe	\$35,519	\$29,645	\$66,956	\$132,121	\$27,347	\$14,478	\$32,147	\$73,972	\$245	\$0	\$0	\$245
		Ralls	\$143,887	\$125,662	\$238,896	\$508,446	\$63,537	\$105,379	\$341,576	\$510,493	\$172	\$380	\$1,563	\$2,114
		<b>Circuit Total</b>	<b>\$357,942</b>	<b>\$367,400</b>	<b>\$461,381</b>	<b>\$1,186,722</b>	<b>\$145,698</b>	<b>\$168,873</b>	<b>\$427,283</b>	<b>\$741,854</b>	<b>\$416</b>	<b>\$1,492</b>	<b>\$2,063</b>	<b>\$3,971</b>
	11	St. Charles	\$511,196	\$266,478	\$371,954	\$1,149,628	\$120,301	\$224,400	\$457,960	\$802,662	\$802	\$2,091	\$3,050	\$5,943
		<b>Circuit Total</b>	<b>\$511,196</b>	<b>\$266,478</b>	<b>\$371,954</b>	<b>\$1,149,628</b>	<b>\$120,301</b>	<b>\$224,400</b>	<b>\$457,960</b>	<b>\$802,662</b>	<b>\$802</b>	<b>\$2,091</b>	<b>\$3,050</b>	<b>\$5,943</b>
	12	Audrain	\$295,043	\$527,777	\$1,186,189	\$2,009,008	\$107,739	\$162,601	\$342,424	\$612,764	\$251	\$264	\$0	\$514
		Montgomery	\$265,478	\$429,049	\$440,791	\$1,135,319	\$20,392	\$29,234	\$46,693	\$96,320	\$0	\$0	\$0	\$0
		Warren	\$592,399	\$849,871	\$730,459	\$2,172,729	\$56,426	\$119,899	\$132,157	\$308,482	\$1,481	\$1,916	\$433	\$3,829
		<b>Circuit Total</b>	<b>\$1,152,920</b>	<b>\$1,806,696</b>	<b>\$2,357,440</b>	<b>\$5,317,056</b>	<b>\$184,557</b>	<b>\$311,734</b>	<b>\$521,275</b>	<b>\$1,017,565</b>	<b>\$1,731</b>	<b>\$2,178</b>	<b>\$433</b>	<b>\$4,343</b>
	13	Boone	\$316,828	\$359,252	\$489,534	\$1,165,614	\$142,284	\$218,105	\$379,104	\$739,493	\$0	\$35	\$0	\$35
		Callaway	\$52,744	\$66,076	\$87,477	\$206,297	\$119,487	\$41,173	\$16,262	\$176,922	\$0	\$0	\$0	\$0
		<b>Circuit Total</b>	<b>\$369,572</b>	<b>\$425,329</b>	<b>\$577,011</b>	<b>\$1,371,911</b>	<b>\$261,771</b>	<b>\$259,278</b>	<b>\$395,366</b>	<b>\$916,415</b>	<b>\$0</b>	<b>\$35</b>	<b>\$0</b>	<b>\$35</b>
	14	Howard	\$33,046	\$39,331	\$60,244	\$132,621	\$2,146	\$1,074	\$169	\$3,388	\$0	\$0	\$0	\$0
		Randolph	\$73,096	\$65,607	\$157,359	\$296,063	\$12,631	\$7,792	\$11,084	\$31,508	\$0	\$0	\$0	\$0
		<b>Circuit Total</b>	<b>\$106,142</b>	<b>\$104,938</b>	<b>\$217,603</b>	<b>\$428,683</b>	<b>\$14,777</b>	<b>\$8,866</b>	<b>\$11,253</b>	<b>\$34,896</b>	<b>\$0</b>	<b>\$0</b>	<b>\$0</b>	<b>\$0</b>
	15	Lafayette	\$535,307	\$601,370	\$1,031,199	\$2,167,877	\$20,788	\$59,877	\$246,221	\$326,887	\$0	\$25	\$1,818	\$1,843
		Saline	\$262,767	\$413,252	\$650,322	\$1,326,341	\$38,679	\$9,279	\$14,288	\$62,245	\$41	\$0	\$0	\$41
		<b>Circuit Total</b>	<b>\$798,074</b>	<b>\$1,014,622</b>	<b>\$1,681,521</b>	<b>\$3,494,217</b>	<b>\$59,467</b>	<b>\$69,156</b>	<b>\$260,509</b>	<b>\$389,132</b>	<b>\$41</b>	<b>\$25</b>	<b>\$1,818</b>	<b>\$1,884</b>
	16	Jackson	\$748,406	\$1,662,279	\$2,390,498	\$4,801,182	\$93,691	\$272,196	\$755,551	\$1,121,437	\$0	\$244	\$2,480	\$2,724
		<b>Circuit Total</b>	<b>\$748,406</b>	<b>\$1,662,279</b>	<b>\$2,390,498</b>	<b>\$4,801,182</b>	<b>\$93,691</b>	<b>\$272,196</b>	<b>\$755,551</b>	<b>\$1,121,437</b>	<b>\$0</b>	<b>\$244</b>	<b>\$2,480</b>	<b>\$2,724</b>
	17	Cass	\$1,236,719	\$1,318,974	\$1,798,946	\$4,354,639	\$28,996	\$53,824	\$74,080	\$156,900	\$0	\$0	\$0	\$0
		Johnson	\$435,180	\$813,423	\$1,079,848	\$2,328,451	\$9,231	\$19,736	\$23,476	\$52,444	\$0	\$212	\$0	\$212
		<b>Circuit Total</b>	<b>\$1,671,899</b>	<b>\$2,132,397</b>	<b>\$2,878,794</b>	<b>\$6,683,090</b>	<b>\$38,227</b>	<b>\$73,561</b>	<b>\$97,556</b>	<b>\$209,343</b>	<b>\$0</b>	<b>\$212</b>	<b>\$0</b>	<b>\$212</b>
	18	Cooper	\$127,686	\$295,116	\$311,534	\$734,336	\$35,048	\$36,861	\$39,147	\$111,055	\$220	\$0	\$0	\$220
		Pettis	\$426,181	\$777,909	\$1,326,955	\$2,531,045	\$50,018	\$99,450	\$170,906	\$320,374	\$0	\$142	\$0	\$142
		<b>Circuit Total</b>	<b>\$553,867</b>	<b>\$1,073,025</b>	<b>\$1,638,489</b>	<b>\$3,265,381</b>	<b>\$85,066</b>	<b>\$136,311</b>	<b>\$210,053</b>	<b>\$431,430</b>	<b>\$220</b>	<b>\$142</b>	<b>\$0</b>	<b>\$362</b>
	19	Cole	\$1,225,693	\$1,768,599	\$2,556,971	\$5,551,263	\$334,669	\$722,476	\$1,047,106	\$2,104,251	\$511	\$272	\$626	\$1,409
		<b>Circuit Total</b>	<b>\$1,225,693</b>	<b>\$1,768,599</b>	<b>\$2,556,971</b>	<b>\$5,551,263</b>	<b>\$334,669</b>	<b>\$722,476</b>	<b>\$1,047,106</b>	<b>\$2,104,251</b>	<b>\$511</b>	<b>\$272</b>	<b>\$626</b>	<b>\$1,409</b>
	20	Franklin	\$1,777,020	\$2,108,724	\$1,298,988	\$5,184,732	\$173,563	\$98,273	\$27,246	\$299,083	\$0	\$0	\$0	\$0
		Gasconade	\$131,373	\$250,767	\$222,279	\$604,418	\$21,327	\$23,730	\$43,999	\$89,057	\$0	\$0	\$0	\$0
		Osage	\$43,972	\$83,020	\$118,338	\$245,330	\$15,975	\$2,710	\$4,355	\$23,039	\$674	\$0	\$0	\$674
		<b>Circuit Total</b>	<b>\$1,952,365</b>	<b>\$2,442,511</b>	<b>\$1,639,605</b>	<b>\$6,034,480</b>	<b>\$210,865</b>	<b>\$124,714</b>	<b>\$75,600</b>	<b>\$411,178</b>	<b>\$674</b>	<b>\$0</b>	<b>\$0</b>	<b>\$674</b>
	21	St. Louis County	\$772,483	\$997,006	\$1,433,696	\$3,203,184	\$271,850	\$341,751	\$430,797	\$1,044,399	\$25	\$329	\$146	\$499
		<b>Circuit Total</b>	<b>\$772,483</b>	<b>\$997,006</b>	<b>\$1,433,696</b>	<b>\$3,203,184</b>	<b>\$271,850</b>	<b>\$341,751</b>	<b>\$430,797</b>	<b>\$1,044,399</b>	<b>\$25</b>	<b>\$329</b>	<b>\$146</b>	<b>\$499</b>
	22	City of St. Louis	\$737,457	\$1,476,675	\$2,437,164	\$4,651,296	\$62,241	\$78,240	\$467,810	\$608,290	\$169	\$229	\$628	\$1,025
		<b>Circuit Total</b>	<b>\$737,457</b>	<b>\$1,476,675</b>	<b>\$2,437,164</b>	<b>\$4,651,296</b>	<b>\$62,241</b>	<b>\$78,240</b>	<b>\$467,810</b>	<b>\$608,290</b>	<b>\$169</b>	<b>\$229</b>	<b>\$628</b>	<b>\$1,025</b>
	23	Jefferson	\$1,320,032	\$2,395,758	\$2,461,492	\$6,177,281	\$177,825	\$382,479	\$756,091	\$1,316,395	\$0	\$0	\$237	\$237
		<b>Circuit Total</b>	<b>\$1,320,032</b>	<b>\$2,395,758</b>	<b>\$2,461,492</b>	<b>\$6,177,281</b>	<b>\$177,825</b>	<b>\$382,479</b>	<b>\$756,091</b>	<b>\$1,316,395</b>	<b>\$0</b>	<b>\$0</b>	<b>\$237</b>	<b>\$237</b>
	24	Madison	\$111,779	\$175,074	\$140,984	\$427,836	\$31,304	\$13,736	\$8,711	\$53,751	\$0	\$0	\$0	\$0
		St. Francois	\$768,367	\$961,279	\$2,797,407	\$4,527,054	\$116,370	\$109,649	\$82,090	\$308,109</				



**Table 82**  
**Circuit Court - July 1, 2005 - June 30, 2012**  
**Accounts Receivable by Age**

Cir No.	County	Traffic				Municipal Court				Ordinance Violations			
		1 Year or Less	1 to 3 Years	More than 3 Years	Traffic Total	1 Year or Less	1 to 3 Years	More than 3 Years	Municipal Total	1 Year or Less	1 to 3 Years	More than 3 Years	Ordinance Total
1	Clark	\$0	\$634	\$1,019	\$1,653	\$1,663	\$757	\$1,393	\$3,813	\$0	\$0	\$0	\$0
	Schulyer	\$548	\$131	\$0	\$679	\$189	\$251	\$475	\$0	\$0	\$0	\$0	
	Scotland	\$62	\$57	\$376	\$495	\$0	\$0	\$985	\$985	\$0	\$0	\$0	\$0
	Circuit Total	\$610	\$822	\$1,395	\$2,827	\$1,852	\$1,008	\$2,414	\$5,273	\$0	\$0	\$0	\$0
2	Adair	\$182	\$271	\$512	\$964	\$0	\$0	\$0	\$0	\$0	\$0	\$0	\$0
	Knox	\$0	\$0	\$0	\$0	\$0	\$0	\$0	\$0	\$0	\$0	\$0	\$0
	Lewis	\$773	\$1,070	\$1,369	\$3,211	\$224	\$0	\$43	\$266	\$0	\$0	\$0	\$0
	Circuit Total	\$955	\$1,341	\$1,880	\$4,175	\$224	\$0	\$43	\$266	\$0	\$0	\$0	\$0
3	Grundy	\$1,261	\$1,265	\$3,537	\$6,063	\$0	\$0	\$0	\$0	\$0	\$0	\$0	\$0
	Harrison	\$1,408	\$1,922	\$1,315	\$4,645	\$0	\$0	\$0	\$0	\$0	\$0	\$0	\$0
	Mercer	\$279	\$205	\$1,864	\$2,348	\$0	\$0	\$0	\$0	\$0	\$0	\$0	\$0
	Putnam	\$2,175	\$662	\$728	\$3,564	\$1,927	\$1,381	\$1,098	\$4,405	\$0	\$0	\$0	\$0
Circuit Total	\$5,123	\$4,053	\$7,443	\$16,619	\$1,927	\$1,381	\$1,098	\$4,405	\$0	\$0	\$0	\$0	
4	Atchison	\$643	\$6,678	\$2,650	\$9,971	\$11,273	\$14,447	\$0	\$25,721	\$0	\$0	\$0	\$0
	Gentry	\$267	\$675	\$658	\$1,599	\$0	\$0	\$0	\$0	\$0	\$0	\$0	\$0
	Holt	\$78	\$200	\$3,765	\$4,043	\$599	\$602	\$272	\$1,473	\$0	\$0	\$0	\$0
	Nodaway	\$1,450	\$2,206	\$1,994	\$5,650	\$34,808	\$0	\$2,140	\$36,948	\$0	\$0	\$0	\$0
Circuit Total	\$438	\$303	\$0	\$740	\$0	\$0	\$0	\$0	\$0	\$0	\$0	\$0	
5	Andrew	\$8,681	\$17,912	\$37,474	\$64,066	\$13,383	\$29,517	\$31,865	\$74,765	\$0	\$0	\$0	\$0
	Buchanan	\$27,072	\$49,978	\$63,903	\$140,953	\$0	\$0	\$0	\$0	\$0	\$0	\$0	\$0
	Circuit Total	\$35,753	\$67,890	\$101,377	\$205,020	\$13,383	\$29,517	\$31,865	\$74,765	\$0	\$0	\$0	\$0
	Platte	\$4,021	\$16,532	\$1,666	\$22,219	\$959	\$809	\$635	\$2,403	\$0	\$0	\$0	\$0
Circuit Total	\$4,021	\$16,532	\$1,666	\$22,219	\$959	\$809	\$635	\$2,403	\$0	\$0	\$0	\$0	
7	Clay	\$3,619	\$75,152	\$5,948	\$84,718	\$0	\$1,182	\$25	\$1,207	\$114	\$144	\$333	\$591
	Circuit Total	\$3,619	\$75,152	\$5,948	\$84,718	\$0	\$1,182	\$25	\$1,207	\$114	\$144	\$333	\$591
	Carroll	\$3,363	\$2,540	\$3,676	\$9,579	\$0	\$0	\$0	\$0	\$0	\$0	\$0	\$0
	Ray	\$1,430	\$7,085	\$9,412	\$17,928	\$787	\$235	\$1,230	\$2,252	\$0	\$0	\$0	\$0
Circuit Total	\$4,793	\$9,625	\$13,088	\$27,507	\$787	\$235	\$1,230	\$2,252	\$0	\$0	\$0	\$0	
9	Chariton	\$1,083	\$626	\$750	\$2,459	\$0	\$0	\$0	\$0	\$100	\$0	\$0	\$100
	Linn	\$4,057	\$6,858	\$10,445	\$21,360	\$0	\$0	\$0	\$0	\$0	\$0	\$0	\$0
	Sullivan	\$1,612	\$492	\$1,045	\$3,149	\$464	\$135	\$4,046	\$4,644	\$0	\$0	\$0	\$0
	Circuit Total	\$6,752	\$7,976	\$12,240	\$26,967	\$464	\$135	\$4,046	\$4,644	\$100	\$0	\$0	\$100
10	Marion	\$7,855	\$4,403	\$7,967	\$20,225	\$0	\$0	\$74,130	\$74,130	\$0	\$0	\$0	\$0
	Monroe	\$384	\$438	\$471	\$1,293	\$0	\$0	\$0	\$0	\$0	\$0	\$0	\$0
	Ralls	\$7,037	\$4,968	\$3,576	\$15,580	\$268	\$315	\$2,157	\$2,740	\$0	\$0	\$0	\$0
	Circuit Total	\$15,275	\$9,809	\$12,014	\$37,097	\$268	\$315	\$76,287	\$76,870	\$0	\$0	\$0	\$0
11	St. Charles	\$104,500	\$113,803	\$236,593	\$454,896	\$0	\$0	\$0	\$0	\$37,503	\$32,135	\$12,507	\$82,145
	Circuit Total	\$104,500	\$113,803	\$236,593	\$454,896	\$0	\$0	\$0	\$0	\$37,503	\$32,135	\$12,507	\$82,145
	Audrain	\$6,793	\$1,366	\$4,960	\$13,118	\$1,338	\$4,123	\$0	\$5,461	\$0	\$0	\$0	\$0
	Montgomery	\$2,808	\$2,611	\$3,461	\$8,879	\$7,714	\$12,231	\$4,031	\$23,975	\$0	\$0	\$0	\$0
Circuit Total	\$18,941	\$35,585	\$75,937	\$130,463	\$20,916	\$44,839	\$115,085	\$180,840	\$0	\$0	\$0	\$0	
13	Boone	\$31,879	\$11,020	\$10,753	\$53,652	\$2,480	\$878	\$1,019	\$4,377	\$0	\$0	\$0	\$0
	Callaway	\$20,718	\$9,836	\$2,419	\$32,973	\$13,520	\$2,688	\$852	\$17,059	\$0	\$0	\$0	\$0
	Circuit Total	\$52,597	\$20,855	\$13,172	\$86,624	\$16,000	\$3,566	\$1,870	\$21,437	\$0	\$0	\$0	\$0
	Howard	\$0	\$0	\$0	\$0	\$4,464	\$600	\$0	\$5,064	\$0	\$0	\$0	\$0
Circuit Total	\$1,460	\$274	\$122	\$1,855	\$9,157	\$6,971	\$4,436	\$20,564	\$0	\$0	\$0	\$0	
15	Lafayette	\$3,754	\$31,192	\$133,651	\$168,596	\$4,216	\$3,999	\$4,585	\$12,799	\$0	\$0	\$0	\$0
	Saline	\$5,260	\$3,361	\$4,059	\$12,679	\$0	\$0	\$0	\$0	\$0	\$0	\$0	\$0
	Circuit Total	\$9,014	\$34,552	\$137,709	\$181,275	\$4,216	\$3,999	\$4,585	\$12,799	\$0	\$0	\$0	\$0
	Jackson	\$16,471	\$51,045	\$133,918	\$201,434	\$3,527	\$4,296	\$4,668	\$12,491	\$75	\$25	\$5,569	\$5,669
Circuit Total	\$16,471	\$51,045	\$133,918	\$201,434	\$3,527	\$4,296	\$4,668	\$12,491	\$75	\$25	\$5,569	\$5,669	
17	Cass	\$6,451	\$8,355	\$928	\$15,733	\$2,315	\$7,151	\$4,421	\$13,886	\$17,129	\$5,906	\$548	\$23,582
	Johnson	\$4,126	\$13,423	\$9,645	\$27,194	\$1,198	\$7,713	\$2,199	\$11,110	\$0	\$0	\$0	\$0
	Circuit Total	\$10,577	\$21,778	\$10,573	\$42,927	\$3,513	\$14,864	\$6,620	\$24,996	\$17,129	\$5,906	\$548	\$23,582
	Cooper	\$5,227	\$5,296	\$6,985	\$17,508	\$3,802	\$6,088	\$2,019	\$11,909	\$0	\$0	\$0	\$0
Circuit Total	\$2,662	\$10,525	\$10,989	\$24,175	\$7,158	\$12,369	\$20,971	\$40,498	\$0	\$0	\$0	\$0	
19	Cole	\$35,036	\$62,898	\$98,283	\$196,216	\$0	\$138,292	\$129,468	\$267,759	\$0	\$236	\$1,112	\$1,348
	Circuit Total	\$35,036	\$62,898	\$98,283	\$196,216	\$0	\$138,292	\$129,468	\$267,759	\$0	\$236	\$1,112	\$1,348
	Franklin	\$52,241	\$33,003	\$7,376	\$92,620	\$60,890	\$73,190	\$3,198	\$137,278	\$0	\$0	\$0	\$0
	Gasconade	\$2,129	\$584	\$476	\$3,188	\$0	\$0	\$0	\$0	\$0	\$0	\$0	\$0
Circuit Total	\$1,355	\$317	\$452	\$2,123	\$1,208	\$126	\$260	\$1,594	\$0	\$0	\$0	\$0	
21	St. Louis County	\$243,729	\$439,952	\$398,035	\$1,081,717	\$110,458	\$147,709	\$21,583	\$279,749	\$0	\$0	\$0	\$0
	Circuit Total	\$243,729	\$439,952	\$398,035	\$1,081,717	\$110,458	\$147,709	\$21,583	\$279,749	\$0	\$0	\$0	\$0
	City of St. Louis	\$1,356	\$4,428	\$27,509	\$33,292	\$105	\$0	\$0	\$105	\$0	\$0	\$0	\$0
	Circuit Total	\$1,356	\$4,428	\$27,509	\$33,292	\$105	\$0	\$0	\$105	\$0	\$0	\$0	\$0
23	Jefferson	\$42,704	\$140,107	\$215,667	\$398,477	\$50	\$411	\$332	\$793	\$0	\$0	\$0	\$0
	Circuit Total	\$42,704	\$140,107	\$215,667	\$398,477	\$50	\$411	\$332	\$793	\$0	\$0	\$0	\$0
	Madison	\$7,317	\$2,281	\$1,533	\$11,131	\$146	\$0	\$0	\$146	\$0	\$0	\$0	\$0
	St. Francois	\$26,033	\$31,957	\$29,356	\$87,346	\$0	\$0	\$0	\$0	\$0	\$0	\$0	\$0
Circuit Total	\$6,340	\$5,286	\$4,697	\$16,323	\$0	\$0	\$0	\$0	\$0	\$0	\$0	\$0	
24	Ste. Genevieve	\$6,340	\$5,286	\$4,697	\$16,323	\$0	\$0	\$0	\$0	\$0	\$0	\$0	\$0
	Washington	\$4,536	\$1,912	\$920	\$7,367	\$0	\$0	\$0	\$0	\$0	\$0	\$0	\$0
	Circuit Total	\$44,226	\$41,436	\$36,506	\$122,167	\$146	\$0	\$0	\$146	\$0	\$0	\$0	\$0

**Table 82**  
**Circuit Court - July 1, 2005 - June 30, 2012**  
**Accounts Receivable by Age**

Cir. No.	County	Felony				Misdemeanor				Conservation/Watercraft			
		1 Year or Less	1 to 3 Years	More than 3 Years	Felony Total	1 Year or Less	1 to 3 Years	More than 3 Years	Misdemeanor Total	1 Year or Less	1 to 3 Years	More than 3 Years	Cons/WC Total
25	Maries	\$39,478	\$47,645	\$33,593	\$120,716	\$8,200	\$2,149	\$205	\$10,553	\$0	\$134	\$0	\$134
	Phelps	\$2,436,833	\$1,611,784	\$2,414,121	\$6,462,739	\$102,185	\$119,351	\$166,409	\$387,945	\$0	\$0	\$0	\$0
	Pulaski	\$628,424	\$763,128	\$1,833,382	\$3,224,934	\$83,933	\$41,725	\$102,954	\$228,612	\$998	\$0	\$330	\$1,228
	Texas	\$283,240	\$1,155,130	\$559,109	\$1,997,479	\$209,184	\$147,969	\$58,306	\$415,458	\$781	\$0	\$291	\$1,072
	<b>Circuit Total</b>	<b>\$3,387,975</b>	<b>\$3,577,688</b>	<b>\$4,840,205</b>	<b>\$11,805,868</b>	<b>\$403,501</b>	<b>\$311,193</b>	<b>\$327,874</b>	<b>\$1,042,568</b>	<b>\$1,679</b>	<b>\$134</b>	<b>\$621</b>	<b>\$2,434</b>
26	Camden	\$1,574,501	\$996,495	\$1,348,981	\$3,919,977	\$185,584	\$160,066	\$164,202	\$509,852	\$1,063	\$1,733	\$1,281	\$4,076
	Laclede	\$949,765	\$2,267,816	\$3,671,035	\$6,888,616	\$286,168	\$608,009	\$950,541	\$1,844,718	\$299	\$1,035	\$1,854	\$3,187
	Miller	\$331,868	\$698,702	\$744,686	\$1,775,256	\$51,525	\$27,475	\$35,954	\$114,954	\$175	\$842	\$808	\$1,825
	Moniteau	\$185,447	\$235,602	\$277,824	\$698,873	\$6,825	\$2,041	\$1,543	\$10,409	\$0	\$0	\$0	\$0
	Morgan	\$399,965	\$671,334	\$759,567	\$1,830,866	\$13,089	\$15,385	\$86,445	\$114,919	\$134	\$115	\$584	\$832
	<b>Circuit Total</b>	<b>\$3,441,547</b>	<b>\$4,869,949</b>	<b>\$6,802,093</b>	<b>\$15,113,589</b>	<b>\$543,191</b>	<b>\$812,976</b>	<b>\$1,238,685</b>	<b>\$2,594,852</b>	<b>\$1,670</b>	<b>\$3,724</b>	<b>\$4,526</b>	<b>\$9,919</b>
27	Bates	\$234,182	\$322,933	\$526,362	\$1,083,477	\$34,985	\$75,580	\$136,745	\$247,309	\$0	\$0	\$5,094	\$5,094
	Henry	\$153,580	\$191,983	\$218,204	\$563,767	\$10,265	\$9,236	\$14,824	\$34,324	\$0	\$92	\$0	\$92
	St. Clair	\$155,154	\$185,555	\$316,806	\$657,514	\$1,367	\$915	\$1,740	\$4,021	\$0	\$0	\$0	\$0
	<b>Circuit Total</b>	<b>\$542,916</b>	<b>\$700,470</b>	<b>\$1,061,372</b>	<b>\$2,304,758</b>	<b>\$46,616</b>	<b>\$85,730</b>	<b>\$153,308</b>	<b>\$285,654</b>	<b>\$0</b>	<b>\$92</b>	<b>\$5,094</b>	<b>\$5,186</b>
28	Barton	\$19,442	\$42,955	\$155,100	\$217,497	\$13,399	\$11,512	\$20,131	\$45,043	\$3,562	\$0	\$0	\$3,562
	Cedar	\$71,956	\$140,448	\$305,911	\$518,316	\$11,869	\$17,142	\$31,806	\$60,817	\$0	\$943	\$1,394	\$2,337
	Dade	\$54,843	\$60,479	\$117,231	\$232,553	\$8,630	\$4,195	\$10,198	\$23,023	\$3,164	\$0	\$0	\$3,164
	Vernon	\$247,702	\$323,275	\$505,990	\$1,076,967	\$101,720	\$174,982	\$262,309	\$539,011	\$5,714	\$3,000	\$1,997	\$10,710
	<b>Circuit Total</b>	<b>\$393,943</b>	<b>\$567,158</b>	<b>\$1,084,232</b>	<b>\$2,045,333</b>	<b>\$135,618</b>	<b>\$207,832</b>	<b>\$324,444</b>	<b>\$667,894</b>	<b>\$12,439</b>	<b>\$3,943</b>	<b>\$3,391</b>	<b>\$19,773</b>
29	Jasper	\$1,448,592	\$3,296,555	\$4,825,870	\$9,571,016	\$79,571	\$68,158	\$113,627	\$261,357	\$0	\$0	\$0	\$0
	<b>Circuit Total</b>	<b>\$1,448,592</b>	<b>\$3,296,555</b>	<b>\$4,825,870</b>	<b>\$9,571,016</b>	<b>\$79,571</b>	<b>\$68,158</b>	<b>\$113,627</b>	<b>\$261,357</b>	<b>\$0</b>	<b>\$0</b>	<b>\$0</b>	<b>\$0</b>
30	Benton	\$245,451	\$215,897	\$318,666	\$780,015	\$48,289	\$50,362	\$65,606	\$164,257	\$867	\$257	\$100	\$1,223
	Dallas	\$185,591	\$129,817	\$285,218	\$600,627	\$48,147	\$37,124	\$78,238	\$163,509	\$0	\$484	\$1,037	\$1,521
	Hickory	\$101,917	\$167,497	\$207,299	\$476,714	\$10,650	\$12,006	\$21,932	\$44,588	\$0	\$489	\$500	\$988
	Polk	\$494,070	\$579,567	\$986,733	\$2,060,370	\$40,868	\$57,650	\$85,740	\$184,257	\$412	\$109	\$0	\$520
	Webster	\$229,739	\$300,408	\$395,404	\$925,552	\$23,419	\$42,969	\$67,831	\$134,219	\$0	\$382	\$396	\$778
	<b>Circuit Total</b>	<b>\$1,256,769</b>	<b>\$1,393,187</b>	<b>\$2,193,320</b>	<b>\$4,843,277</b>	<b>\$171,373</b>	<b>\$200,110</b>	<b>\$319,347</b>	<b>\$690,830</b>	<b>\$1,278</b>	<b>\$1,720</b>	<b>\$2,032</b>	<b>\$5,030</b>
31	Greene	\$646,400	\$962,801	\$1,300,566	\$2,909,768	\$442,913	\$602,609	\$682,299	\$1,727,820	\$0	\$0	\$179	\$179
	<b>Circuit Total</b>	<b>\$646,400</b>	<b>\$962,801</b>	<b>\$1,300,566</b>	<b>\$2,909,768</b>	<b>\$442,913</b>	<b>\$602,609</b>	<b>\$682,299</b>	<b>\$1,727,820</b>	<b>\$0</b>	<b>\$0</b>	<b>\$179</b>	<b>\$179</b>
32	Bollinger	\$49,426	\$113,213	\$146,691	\$309,330	\$15,795	\$8,928	\$10,284	\$35,008	\$1,580	\$0	\$0	\$1,580
	Cape Girardeau	\$340,050	\$581,103	\$596,213	\$1,517,367	\$342,356	\$676,727	\$900,108	\$1,919,190	\$0	\$0	\$0	\$0
	Perry	\$169,014	\$359,747	\$444,563	\$973,323	\$34,933	\$56,933	\$113,931	\$205,796	\$129	\$388	\$590	\$1,107
	<b>Circuit Total</b>	<b>\$558,490</b>	<b>\$1,054,063</b>	<b>\$1,187,467</b>	<b>\$2,800,020</b>	<b>\$393,084</b>	<b>\$742,587</b>	<b>\$1,024,323</b>	<b>\$2,159,994</b>	<b>\$1,709</b>	<b>\$388</b>	<b>\$590</b>	<b>\$2,687</b>
33	Mississippi	\$117,381	\$663,685	\$974,886	\$1,755,952	\$46,614	\$108,844	\$174,911	\$330,369	\$449	\$691	\$838	\$1,978
	Scott	\$1,192,122	\$1,073,589	\$1,720,187	\$3,985,898	\$102,895	\$129,102	\$191,572	\$423,569	\$0	\$0	\$0	\$0
	<b>Circuit Total</b>	<b>\$1,309,503</b>	<b>\$1,737,274</b>	<b>\$2,695,073</b>	<b>\$5,741,850</b>	<b>\$149,509</b>	<b>\$237,946</b>	<b>\$366,483</b>	<b>\$753,938</b>	<b>\$449</b>	<b>\$691</b>	<b>\$838</b>	<b>\$1,978</b>
34	New Madrid	\$128,873	\$178,154	\$207,521	\$514,548	\$4,579	\$2,688	\$9,933	\$17,200	\$0	\$0	\$0	\$0
	Pemiscot	\$197,463	\$313,596	\$322,930	\$833,989	\$43,276	\$33,868	\$25,065	\$102,209	\$0	\$0	\$161	\$161
	<b>Circuit Total</b>	<b>\$326,336</b>	<b>\$491,750</b>	<b>\$530,451</b>	<b>\$1,348,536</b>	<b>\$47,855</b>	<b>\$36,556</b>	<b>\$34,998</b>	<b>\$119,409</b>	<b>\$0</b>	<b>\$0</b>	<b>\$161</b>	<b>\$161</b>
35	Dunklin	\$100,113	\$135,765	\$172,343	\$408,222	\$9,453	\$19,418	\$52,352	\$81,224	\$0	\$0	\$148	\$148
	Stoddard	\$51,335	\$55,059	\$96,907	\$203,302	\$10,283	\$2,615	\$5,491	\$18,388	\$0	\$0	\$0	\$0
	<b>Circuit Total</b>	<b>\$151,449</b>	<b>\$190,824</b>	<b>\$269,251</b>	<b>\$611,524</b>	<b>\$19,736</b>	<b>\$22,033</b>	<b>\$57,843</b>	<b>\$99,611</b>	<b>\$0</b>	<b>\$0</b>	<b>\$148</b>	<b>\$148</b>
36	Butler	\$300,085	\$491,541	\$876,336	\$1,667,963	\$43,568	\$42,594	\$56,598	\$142,760	\$127	\$0	\$0	\$127
	Ripley	\$72,809	\$62,201	\$248,103	\$383,112	\$33,660	\$33,761	\$57,964	\$125,384	\$0	\$658	\$0	\$658
	<b>Circuit Total</b>	<b>\$372,894</b>	<b>\$553,742</b>	<b>\$1,124,439</b>	<b>\$2,051,075</b>	<b>\$77,228</b>	<b>\$76,355</b>	<b>\$114,562</b>	<b>\$268,145</b>	<b>\$127</b>	<b>\$658</b>	<b>\$0</b>	<b>\$785</b>
37	Carter	\$11,101	\$29,776	\$15,788	\$56,666	\$16,316	\$11,254	\$26,076	\$53,646	\$75	\$3,288	\$6,624	\$9,987
	Howell	\$854,793	\$718,404	\$966,215	\$2,539,412	\$104,752	\$113,179	\$51,863	\$269,794	\$0	\$0	\$0	\$0
	Oregon	\$35,052	\$35,164	\$59,896	\$127,112	\$9,591	\$12,503	\$9,796	\$31,889	\$666	\$0	\$0	\$666
	Shannon	\$38,336	\$104,767	\$158,314	\$301,417	\$30,469	\$122,082	\$199,335	\$351,887	\$1,818	\$2,715	\$1,893	\$6,426
	<b>Circuit Total</b>	<b>\$936,283</b>	<b>\$888,112</b>	<b>\$1,200,212</b>	<b>\$3,024,607</b>	<b>\$161,128</b>	<b>\$259,018</b>	<b>\$287,071</b>	<b>\$707,217</b>	<b>\$2,559</b>	<b>\$6,003</b>	<b>\$8,517</b>	<b>\$17,078</b>
38	Christian	\$118,732	\$146,768	\$204,209	\$469,708	\$35,798	\$15,835	\$21,860	\$73,492	\$0	\$0	\$205	\$205
	Taney	\$128,959	\$170,005	\$166,311	\$465,274	\$89,297	\$110,612	\$114,037	\$313,946	\$0	\$416	\$281	\$696
	<b>Circuit Total</b>	<b>\$247,690</b>	<b>\$316,773</b>	<b>\$370,520</b>	<b>\$934,983</b>	<b>\$125,095</b>	<b>\$126,446</b>	<b>\$135,897</b>	<b>\$387,438</b>	<b>\$0</b>	<b>\$416</b>	<b>\$485</b>	<b>\$901</b>
39	Barry	\$741,245	\$1,031,133	\$1,603,617	\$3,375,995	\$82,860	\$101,300	\$78,493	\$262,654	\$377	\$956	\$1,620	\$2,953
	Lawrence	\$428,327	\$869,181	\$452,027	\$1,749,536	\$65,854	\$45,644	\$52,290	\$163,787	\$0	\$0	\$0	\$0
	Stone	\$560,497	\$694,029	\$1,145,013	\$2,399,538	\$58,785	\$109,705	\$261,541	\$430,031	\$1,101	\$5,430	\$4,320	\$10,850
	<b>Circuit Total</b>	<b>\$1,730,069</b>	<b>\$2,594,343</b>	<b>\$3,200,657</b>	<b>\$7,525,068</b>	<b>\$207,499</b>	<b>\$256,649</b>	<b>\$392,325</b>	<b>\$856,472</b>	<b>\$1,478</b>	<b>\$6,386</b>	<b>\$5,940</b>	<b>\$13,803</b>
40	McDonald	\$42,573	\$179,243	\$241,245	\$463,060	\$37,472	\$96,493	\$192,486	\$326,450	\$1,668	\$2,274	\$2,275	\$6,216
	Newton	\$211,278	\$618,713	\$1,014,423	\$1,844,414	\$45,331	\$40,288	\$43,418	\$129,037	\$0	\$0	\$649	\$649
	<b>Circuit Total</b>	<b>\$253,851</b>	<b>\$797,956</b>	<b>\$1,255,668</b>	<b>\$2,307,475</b>	<b>\$82,803</b>	<b>\$136,781</b>	<b>\$235,904</b>	<b>\$455,488</b>	<b>\$1,668</b>	<b>\$2,274</b>	<b>\$2,923</b>	<b>\$6,865</b>
41	Macon	\$130,278	\$256,844	\$265,281	\$652,403	\$45,575	\$18,344	\$29,374	\$93,293	\$0	\$0	\$0	\$0
	Shelby	\$40,485	\$109,447	\$147,592	\$297,524	\$18,764	\$20,710	\$28,585	\$68,059	\$130	\$125	\$1,111	\$1,366
	<b>Circuit Total</b>	<b>\$170,763</b>	<b>\$366,291</b>	<b>\$412,872</b>	<b>\$949,927</b>	<b>\$64,339</b>	<b>\$39,054</b>	<b>\$57,959</b>	<b>\$161,352</b>	<b>\$130</b>	<b>\$125</b>	<b>\$1,111</b>	<b>\$1,366</b>
42	Crawford	\$682,016	\$1,111,010	\$1,247,455	\$3,040,481	\$93,428	\$58,429	\$64,333	\$216,189	\$184	\$59	\$163	\$405
	Dent	\$211,791	\$204,419	\$63,212	\$479,422	\$28,374	\$26,224	\$13,226	\$67,824	\$92	\$0	\$0	\$92
	Iron	\$118,166	\$273,846	\$166,736	\$558,747	\$16,800	\$14,132	\$14,934	\$45,866	\$475	\$0	\$0	\$475
	Reynolds	\$67,743	\$84,303	\$47,577	\$199,622	\$5,136	\$3,263	\$4,418	\$12,816	\$0	\$0	\$0	\$0
	Wayne	\$118,657	\$117,562	\$147,940	\$384,159	\$42,555	\$32,860	\$65,634	\$141,050	\$0	\$0	\$714	\$714
	<b>Circuit Total</b>	<b>\$1,198,374</b>	<b>\$1,791,139</b>	<b>\$1,672,919</b>	<b>\$4,662,432</b>	<b>\$186,293</b>	<b>\$134,908</b>	<b>\$162,545</b>	<b>\$483,746</b>	<b>\$750</b>	<b>\$59</b>	<b>\$877</b>	<b>\$1,685</b>
43	Caldwell	\$246,783	\$408,756	\$548,209	\$1,203,747	\$65,780	\$89,347	\$118,080	\$273,206	\$0	\$0	\$0	\$0
	Clinton	\$264,177	\$444,855	\$409,947	\$1,118,979	\$17,549	\$9,105	\$22,086	\$48,740	\$155	\$0	\$0	\$155
	Davies	\$230,803	\$353,085	\$566,798	\$1,150,686	\$49,942	\$87,660	\$170,379	\$307,981	\$297	\$60	\$475	\$832
	DeKalb	\$353,450	\$660,546	\$747,417	\$1,761,414	\$84,841	\$245,861	\$432,703	\$763,405	\$700	\$459	\$757	\$1,916
	Livingston	\$387,111	\$774,739	\$555,879	\$1,717,729	\$38,713	\$58,460	\$91,960	\$189,133	\$283	\$170	\$393	\$846
	<b>Circuit Total</b>	<b>\$1,482,324</b>	<b>\$2,641,981</b>	<b>\$2,828,250</b>	<b>\$6,952,554</b>	<b>\$256,824</b>	<b>\$490,432</b>	<b>\$835,209</b>	<b>\$1,582,465</b>	<b>\$1,435</b>	<b>\$689</b>	<	

**Table 82**  
**Circuit Court - July 1, 2005 - June 30, 2012**  
**Accounts Receivable by Age**

Cir No.	County	Traffic				Municipal Court				Ordinance Violations			
		1 Year or Less	1 to 3 Years	More than 3 Years	Traffic Total	1 Year or Less	1 to 3 Years	More than 3 Years	Municipal Total	1 Year or Less	1 to 3 Years	More than 3 Years	Ordinance Total
25	Maries	\$969	\$396	\$121	\$1,485	\$634	\$171	\$0	\$804	\$0	\$0	\$0	\$0
	Phelps	\$12,695	\$6,685	\$7,027	\$26,407	\$71,815	\$30,027	\$810	\$102,652	\$0	\$0	\$0	\$0
	Pulaski	\$10,381	\$30,678	\$8,009	\$49,068	\$5,646	\$6,032	\$359	\$12,037	\$0	\$0	\$0	\$0
	Texas	\$5,107	\$3,541	\$2,641	\$11,289	\$0	\$0	\$0	\$0	\$0	\$0	\$0	\$0
	<b>Circuit Total</b>	<b>\$29,151</b>	<b>\$41,300</b>	<b>\$17,798</b>	<b>\$88,248</b>	<b>\$78,094</b>	<b>\$36,229</b>	<b>\$1,169</b>	<b>\$115,493</b>	<b>\$0</b>	<b>\$0</b>	<b>\$0</b>	<b>\$0</b>
26	Camden	\$0	\$0	\$1,566	\$1,566	\$16,666	\$3,195	\$0	\$19,860	\$0	\$0	\$0	\$0
	Laclede	\$11,624	\$13,622	\$24,611	\$49,857	\$193,074	\$268,875	\$22,464	\$484,413	\$0	\$0	\$0	\$0
	Miller	\$20,782	\$3,061	\$5,897	\$29,739	\$8,379	\$14,319	\$575	\$23,273	\$0	\$0	\$0	\$0
	Moniteau	\$2,412	\$175	\$0	\$2,587	\$0	\$0	\$0	\$0	\$0	\$0	\$0	\$0
	Morgan	\$590	\$2,274	\$8,138	\$11,002	\$0	\$0	\$0	\$0	\$0	\$0	\$0	\$0
	<b>Circuit Total</b>	<b>\$35,407</b>	<b>\$19,131</b>	<b>\$40,212</b>	<b>\$94,750</b>	<b>\$218,118</b>	<b>\$286,389</b>	<b>\$23,039</b>	<b>\$527,546</b>	<b>\$0</b>	<b>\$0</b>	<b>\$0</b>	<b>\$0</b>
27	Bates	\$15,090	\$27,850	\$60,904	\$103,844	\$0	\$0	\$0	\$0	\$0	\$0	\$0	\$0
	Henry	\$1,995	\$1,792	\$2,628	\$6,415	\$2,060	\$1,105	\$3,603	\$6,768	\$0	\$0	\$0	\$0
	St. Clair	\$552	\$392	\$983	\$1,927	\$170	\$550	\$769	\$1,488	\$0	\$0	\$0	\$0
	<b>Circuit Total</b>	<b>\$17,636</b>	<b>\$30,034</b>	<b>\$64,515</b>	<b>\$112,186</b>	<b>\$2,230</b>	<b>\$1,655</b>	<b>\$4,371</b>	<b>\$8,256</b>	<b>\$0</b>	<b>\$0</b>	<b>\$0</b>	<b>\$0</b>
28	Barton	\$3,913	\$2,623	\$5,450	\$11,986	\$0	\$0	\$980	\$980	\$0	\$0	\$0	\$0
	Cedar	\$2,241	\$1,770	\$2,243	\$6,253	\$119	\$806	\$1,326	\$2,251	\$0	\$0	\$0	\$0
	Dade	\$794	\$77	\$826	\$1,697	\$380	\$0	\$549	\$929	\$0	\$0	\$0	\$0
	Vernon	\$4,352	\$5,392	\$12,236	\$21,979	\$0	\$0	\$5,508	\$5,508	\$0	\$0	\$0	\$0
	<b>Circuit Total</b>	<b>\$11,299</b>	<b>\$9,862</b>	<b>\$20,754</b>	<b>\$41,915</b>	<b>\$499</b>	<b>\$806</b>	<b>\$8,362</b>	<b>\$9,668</b>	<b>\$0</b>	<b>\$0</b>	<b>\$0</b>	<b>\$0</b>
29	Jasper	\$5,902	\$3,186	\$4,784	\$13,872	\$21,080	\$15,703	\$3,729	\$40,511	\$0	\$0	\$0	\$0
	<b>Circuit Total</b>	<b>\$5,902</b>	<b>\$3,186</b>	<b>\$4,784</b>	<b>\$13,872</b>	<b>\$21,080</b>	<b>\$15,703</b>	<b>\$3,729</b>	<b>\$40,511</b>	<b>\$0</b>	<b>\$0</b>	<b>\$0</b>	<b>\$0</b>
30	Benton	\$3,064	\$3,329	\$2,445	\$8,837	\$8,137	\$10,903	\$0	\$19,040	\$0	\$0	\$0	\$0
	Dallas	\$3,678	\$4,958	\$8,006	\$16,642	\$4,506	\$3,026	\$7,801	\$15,332	\$0	\$0	\$0	\$0
	Hickory	\$455	\$466	\$207	\$1,128	\$0	\$0	\$0	\$0	\$0	\$0	\$0	\$0
	Polk	\$21,914	\$14,544	\$14,901	\$51,358	\$0	\$0	\$0	\$0	\$0	\$0	\$0	\$0
	Webster	\$4,567	\$2,795	\$4,839	\$12,201	\$12,318	\$9,468	\$14,553	\$36,338	\$0	\$0	\$0	\$0
	<b>Circuit Total</b>	<b>\$33,677</b>	<b>\$26,091</b>	<b>\$30,397</b>	<b>\$90,166</b>	<b>\$24,960</b>	<b>\$23,396</b>	<b>\$22,354</b>	<b>\$70,710</b>	<b>\$0</b>	<b>\$0</b>	<b>\$0</b>	<b>\$0</b>
31	Greene	\$34,356	\$68,484	\$83,585	\$186,424	\$12,674	\$8,828	\$9,551	\$31,052	\$0	\$0	\$0	\$0
	<b>Circuit Total</b>	<b>\$34,356</b>	<b>\$68,484</b>	<b>\$83,585</b>	<b>\$186,424</b>	<b>\$12,674</b>	<b>\$8,828</b>	<b>\$9,551</b>	<b>\$31,052</b>	<b>\$0</b>	<b>\$0</b>	<b>\$0</b>	<b>\$0</b>
32	Bollinger	\$865	\$230	\$287	\$1,381	\$5,419	\$1,041	\$1,902	\$8,362	\$0	\$0	\$0	\$0
	Cape Girardeau	\$5,009	\$6,174	\$16,725	\$27,907	\$343	\$31	\$841	\$1,215	\$0	\$0	\$0	\$0
	Perry	\$4,707	\$8,860	\$11,303	\$24,870	\$0	\$0	\$0	\$0	\$0	\$0	\$0	\$0
	<b>Circuit Total</b>	<b>\$10,581</b>	<b>\$15,263</b>	<b>\$28,314</b>	<b>\$54,158</b>	<b>\$5,762</b>	<b>\$1,072</b>	<b>\$2,743</b>	<b>\$9,577</b>	<b>\$0</b>	<b>\$0</b>	<b>\$0</b>	<b>\$0</b>
33	Mississippi	\$1,864	\$5,245	\$11,234	\$18,342	\$863	\$1,970	\$3,143	\$5,976	\$0	\$0	\$0	\$0
	Scott	\$10,254	\$24,249	\$23,247	\$57,750	\$2,900	\$4,394	\$2,116	\$9,410	\$0	\$0	\$0	\$0
	<b>Circuit Total</b>	<b>\$12,118</b>	<b>\$29,494</b>	<b>\$34,481</b>	<b>\$76,092</b>	<b>\$3,762</b>	<b>\$6,364</b>	<b>\$5,259</b>	<b>\$15,385</b>	<b>\$0</b>	<b>\$0</b>	<b>\$0</b>	<b>\$0</b>
34	New Madrid	\$125	\$35	\$0	\$160	\$21,894	\$76,598	\$35,561	\$134,053	\$0	\$0	\$0	\$0
	Pemiscot	\$5,649	\$2,369	\$5,996	\$14,013	\$15,345	\$255,030	\$13,478	\$283,853	\$0	\$0	\$0	\$0
	<b>Circuit Total</b>	<b>\$5,774</b>	<b>\$2,404</b>	<b>\$5,996</b>	<b>\$14,173</b>	<b>\$37,239</b>	<b>\$331,628</b>	<b>\$49,039</b>	<b>\$417,906</b>	<b>\$0</b>	<b>\$0</b>	<b>\$0</b>	<b>\$0</b>
35	Dunklin	\$2,680	\$3,360	\$8,362	\$14,402	\$47,149	\$64,423	\$47,274	\$158,846	\$0	\$0	\$0	\$0
	Stoddard	\$94	\$2,793	\$1,190	\$4,077	\$496	\$181	\$0	\$677	\$0	\$0	\$0	\$0
	<b>Circuit Total</b>	<b>\$2,774</b>	<b>\$6,153</b>	<b>\$9,552</b>	<b>\$18,478</b>	<b>\$47,645</b>	<b>\$64,603</b>	<b>\$47,274</b>	<b>\$159,522</b>	<b>\$0</b>	<b>\$0</b>	<b>\$0</b>	<b>\$0</b>
36	Butler	\$14,679	\$9,720	\$12,255	\$36,653	\$3,586	\$6,131	\$5,285	\$15,002	\$0	\$0	\$0	\$0
	Ripley	\$544	\$1,517	\$881	\$2,942	\$5,858	\$7,940	\$12,331	\$26,129	\$0	\$0	\$0	\$0
	<b>Circuit Total</b>	<b>\$15,223</b>	<b>\$11,237</b>	<b>\$13,136</b>	<b>\$39,595</b>	<b>\$9,444</b>	<b>\$14,071</b>	<b>\$17,616</b>	<b>\$41,131</b>	<b>\$0</b>	<b>\$0</b>	<b>\$0</b>	<b>\$0</b>
37	Carter	\$21,893	\$39,709	\$16,575	\$78,177	\$13,034	\$15,044	\$5,143	\$33,221	\$0	\$0	\$0	\$0
	Howell	\$14,439	\$17,264	\$11,498	\$43,201	\$0	\$0	\$0	\$0	\$0	\$0	\$0	\$0
	Oregon	\$1,047	\$1,583	\$2,985	\$5,614	\$2,683	\$2,119	\$1,935	\$6,736	\$0	\$0	\$0	\$0
	Shannon	\$3,463	\$7,320	\$16,450	\$27,232	\$33,314	\$57,435	\$60,244	\$150,993	\$0	\$0	\$0	\$0
	<b>Circuit Total</b>	<b>\$40,841</b>	<b>\$65,875</b>	<b>\$47,508</b>	<b>\$154,224</b>	<b>\$49,031</b>	<b>\$74,598</b>	<b>\$67,321</b>	<b>\$190,950</b>	<b>\$0</b>	<b>\$0</b>	<b>\$0</b>	<b>\$0</b>
38	Christian	\$1,843	\$1,028	\$573	\$3,443	\$43,568	\$11,046	\$2,729	\$57,342	\$50	\$0	\$0	\$50
	Taney	\$1,071	\$1,730	\$17,643	\$20,443	\$0	\$0	\$0	\$0	\$0	\$0	\$0	\$0
	<b>Circuit Total</b>	<b>\$2,913</b>	<b>\$2,758</b>	<b>\$18,215</b>	<b>\$23,886</b>	<b>\$43,568</b>	<b>\$11,046</b>	<b>\$2,729</b>	<b>\$57,342</b>	<b>\$50</b>	<b>\$0</b>	<b>\$0</b>	<b>\$50</b>
39	Barry	\$19,900	\$37,657	\$50,445	\$108,002	\$41,351	\$33,269	\$23,710	\$98,330	\$0	\$0	\$0	\$0
	Lawrence	\$2,073	\$2,697	\$9,886	\$14,656	\$38,921	\$41,655	\$44,602	\$125,179	\$0	\$0	\$263	\$263
	Stone	\$6,381	\$12,514	\$30,325	\$49,220	\$7,537	\$9,564	\$9,509	\$26,610	\$0	\$0	\$0	\$0
	<b>Circuit Total</b>	<b>\$28,353</b>	<b>\$52,868</b>	<b>\$90,657</b>	<b>\$171,878</b>	<b>\$87,809</b>	<b>\$84,489</b>	<b>\$77,821</b>	<b>\$250,119</b>	<b>\$0</b>	<b>\$0</b>	<b>\$263</b>	<b>\$263</b>
40	McDonald	\$5,947	\$11,557	\$39,827	\$57,331	\$50,062	\$96,083	\$36,204	\$182,349	\$1,123	\$2,099	\$748	\$3,969
	Newton	\$9,279	\$73,447	\$9,609	\$92,335	\$88,085	\$43,329	\$33,830	\$165,244	\$0	\$0	\$0	\$0
	<b>Circuit Total</b>	<b>\$15,226</b>	<b>\$85,004</b>	<b>\$49,436</b>	<b>\$149,666</b>	<b>\$138,146</b>	<b>\$139,413</b>	<b>\$70,033</b>	<b>\$347,593</b>	<b>\$1,123</b>	<b>\$2,099</b>	<b>\$748</b>	<b>\$3,969</b>
41	Macon	\$1,686	\$2,567	\$1,944	\$6,196	\$13,646	\$18,592	\$0	\$32,238	\$0	\$0	\$0	\$0
	Shelby	\$682	\$2,119	\$2,976	\$5,777	\$0	\$0	\$86	\$86	\$0	\$0	\$0	\$0
	<b>Circuit Total</b>	<b>\$2,368</b>	<b>\$4,686</b>	<b>\$4,920</b>	<b>\$11,973</b>	<b>\$13,646</b>	<b>\$18,592</b>	<b>\$86</b>	<b>\$32,324</b>	<b>\$0</b>	<b>\$0</b>	<b>\$0</b>	<b>\$0</b>
42	Crawford	\$3,398	\$6,473	\$3,707	\$13,577	\$10,792	\$10,060	\$63	\$20,914	\$0	\$0	\$0	\$0
	Dent	\$4,616	\$2,661	\$611	\$7,887	\$12,986	\$4,660	\$2,973	\$20,619	\$0	\$0	\$0	\$0
	Iron	\$3,206	\$3,597	\$3,230	\$10,032	\$0	\$0	\$0	\$0	\$0	\$0	\$0	\$0
	Reynolds	\$0	\$0	\$0	\$0	\$0	\$0	\$0	\$0	\$0	\$0	\$0	\$0
	Wayne	\$12,326	\$9,017	\$13,974	\$35,317	\$1,128	\$8,179	\$0	\$9,307	\$0	\$0	\$0	\$0
	<b>Circuit Total</b>	<b>\$23,545</b>	<b>\$21,747</b>	<b>\$21,522</b>	<b>\$66,813</b>	<b>\$24,906</b>	<b>\$22,898</b>	<b>\$3,036</b>	<b>\$50,839</b>	<b>\$0</b>	<b>\$0</b>	<b>\$0</b>	<b>\$0</b>
43	Caldwell	\$872	\$1,100	\$7,841	\$9,813	\$0	\$0	\$137	\$137	\$0	\$0	\$0	\$0
	Clinton	\$2,489	\$904	\$5,390	\$8,783	\$389	\$1,642	\$0	\$2,031	\$0	\$0	\$0	\$0
	Davies	\$683	\$2,101	\$2,898	\$5,682	\$3,161	\$2,195	\$2,229	\$7,584	\$0	\$0	\$0	\$0
	DeKalb	\$3,528	\$4,550	\$3,424	\$11,502	\$0	\$0	\$0	\$0	\$0	\$0	\$0	\$0
	Livingston	\$2,076	\$1,839	\$2,060	\$5,975	\$6,495	\$14,657	\$13,550	\$34,702	\$0	\$0	\$0	\$0
	<b>Circuit Total</b>	<b>\$9,647</b>	<b>\$10,494</b>	<b>\$21,612</b>	<b>\$41,754</b>	<b>\$10,045</b>	<b>\$18,493</b>	<b>\$15,915</b>	<b>\$44,453</b>	<b>\$0</b>	<b>\$0</b>	<b>\$0</b>	<b>\$0</b>
44	Douglas	\$1,138	\$1,734	\$681	\$3,553	\$0	\$0	\$0	\$0	\$0	\$0	\$0	\$0
	Ozark	\$294	\$798	\$1,041	\$2,133	\$926	\$137	\$0	\$1,063	\$0	\$0	\$0	\$0
	Wright	\$3,863	\$3,312	\$2,486	\$9,661	\$0	\$0	\$151	\$151	\$0	\$0	\$0	\$0
	<b>Circuit Total</b>	<b>\$5,294</b>	<b>\$5,844</b>	<b>\$4,208</b>	<b>\$15,347</b>	<b>\$926</b>	<b>\$137</b>	<b>\$151</b>	<b>\$1,214</b>	<b>\$0</b>	<b>\$0</b>	<b>\$0</b>	<b>\$0</b>
45	Lincoln	\$14,287	\$41,348	\$54,840	\$110,475	\$2,549	\$10,560	\$11,421	\$24,529	\$0	\$0	\$0	\$0
	Pike	\$3,942	\$16,969	\$7,669	\$28,579	\$17,144	\$44,054	\$0	\$61,199	\$0	\$0	\$0	\$0
	<b>Circuit Total</b>	<b>\$18,229</b>	<b>\$58,316</b>	<b>\$62,508</b>	<b>\$139,054</b>	<b>\$19,693</b>	<b>\$54,614</b>	<b>\$11,421</b>	<b>\$85,728</b>	<b>\$0</b>	<b>\$0</b>	<b>\$0</b>	<b>\$0</b>
<b>STATE TOTAL</b>		<b>\$1,093,911</b>	<b>\$1,793,900</b>	<b>\$2,258,947</b>	<b>\$5,146,757</b>	<b>\$1,170,476</b>	<b>\$1,738,326</b>	<b>\$882,198</b>	<b>\$3,791,000</b>	<b>\$56,092</b>	<b>\$40,544</b>	<b>\$21,079</b>	<b>\$117,716</b>

Table 82

Circuit Court - July 1, 2005 - June 30, 2012

## Accounts Receivable by Age

Cir. No.	County	Civil				Domestic Relations				Probate			
		1 Year or Less	1 to 3 Years	More than 3 Years	Civil Total	1 Year or Less	1 to 3 Years	More than 3 Years	Domestic Relations Total	1 Year or Less	1 to 3 Years	More than 3 Years	Probate Total
1	Clark	\$183	\$0	\$1,227	\$1,410	\$2,795	\$4,255	\$9,021	\$16,072	\$274	\$97	\$230	\$601
	Schulyer	\$190	\$185	\$280	\$656	\$1,278	\$3,482	\$636	\$5,396	\$16	\$91	\$285	\$392
	Scotland	\$46	\$49	\$69	\$164	\$1,536	\$1,211	\$10,860	\$13,608	\$0	\$300	\$122	\$422
	Circuit Total	\$418	\$235	\$1,577	\$2,230	\$5,609	\$8,949	\$20,517	\$35,075	\$290	\$488	\$637	\$1,415
2	Adair	\$51	\$1,794	\$2,285	\$4,130	\$2,702	\$5,833	\$8,582	\$17,117	\$45	\$124	\$530	\$699
	Knox	\$0	\$0	\$0	\$0	\$1,875	\$0	\$0	\$1,875	\$0	\$0	\$0	\$0
	Lewis	\$32	\$78	\$122	\$231	\$7,612	\$4,840	\$1,441	\$13,893	\$0	\$0	\$249	\$249
	Circuit Total	\$83	\$1,872	\$2,407	\$4,361	\$12,189	\$10,672	\$10,023	\$32,885	\$45	\$124	\$779	\$948
3	Grundy	\$48	\$943	\$1,193	\$2,184	\$1,877	\$1,021	\$6,306	\$9,204	\$259	\$634	\$1,252	\$2,145
	Harrison	\$149	\$30	\$1	\$180	\$2	\$100	\$500	\$602	\$650	\$1,143	\$1,492	\$3,285
	Mercer	\$2,023	\$524	\$11	\$2,558	\$131	\$282	\$715	\$1,128	\$11	\$306	\$35	\$352
	Putnam	\$105	\$4,009	\$821	\$4,935	\$3,000	\$3,386	\$11,909	\$18,295	\$94	\$198	\$685	\$976
	Circuit Total	\$2,325	\$5,506	\$2,027	\$9,857	\$5,010	\$4,790	\$19,429	\$29,230	\$1,013	\$2,281	\$3,464	\$6,758
4	Atchison	\$266	\$637	\$462	\$1,365	\$1,787	\$7,642	\$40,936	\$50,366	\$118	\$163	\$487	\$768
	Gentry	\$244	\$1,519	\$4,140	\$5,903	\$855	\$5,761	\$2,002	\$8,618	\$68	\$291	\$324	\$683
	Holt	\$121	\$454	\$3,065	\$3,640	\$0	\$1,569	\$2,715	\$4,284	\$0	\$416	\$124	\$540
	Nodaway	\$268	\$500	\$3,007	\$3,775	\$1,889	\$39,270	\$14,913	\$56,071	\$0	\$826	\$605	\$1,431
	Worth	\$7	\$0	\$0	\$7	\$500	\$22,255	\$775	\$23,530	\$0	\$0	\$0	\$0
	Circuit Total	\$906	\$3,110	\$10,674	\$14,690	\$5,031	\$76,497	\$61,341	\$142,869	\$186	\$1,696	\$1,540	\$3,422
5	Andrew	\$130	\$7,230	\$9,441	\$16,801	\$9,440	\$23,181	\$30,093	\$62,714	\$193	\$65	\$1,866	\$2,124
	Buchanan	\$33,683	\$3,916	\$50,016	\$87,616	\$20,019	\$52,780	\$107,727	\$180,526	\$3,168	\$1,992	\$11,061	\$16,221
	Circuit Total	\$33,813	\$11,146	\$59,458	\$104,417	\$29,458	\$75,961	\$137,821	\$243,240	\$3,361	\$2,057	\$12,927	\$18,344
6	Platte	\$277	\$6,177	\$47,684	\$54,138	\$638	\$3,350	\$5,199	\$9,187	\$819	\$1,941	\$2,785	\$5,545
	Circuit Total	\$277	\$6,177	\$47,684	\$54,138	\$638	\$3,350	\$5,199	\$9,187	\$819	\$1,941	\$2,785	\$5,545
7	Clay	\$24,242	\$35,238	\$27,747	\$87,228	\$42,772	\$96,149	\$84,774	\$223,695	\$160	\$1,394	\$5,150	\$6,704
	Circuit Total	\$24,242	\$35,238	\$27,747	\$87,228	\$42,772	\$96,149	\$84,774	\$223,695	\$160	\$1,394	\$5,150	\$6,704
8	Carroll	\$0	\$859	\$2,305	\$3,164	\$0	\$1,100	\$2,200	\$3,300	\$0	\$392	\$2,047	\$2,439
	Ray	\$2,153	\$1,918	\$14,637	\$18,709	\$15,386	\$4,336	\$23,779	\$43,501	\$198	\$888	\$1,256	\$2,342
	Circuit Total	\$2,153	\$2,778	\$16,942	\$21,873	\$15,386	\$5,436	\$25,979	\$46,801	\$198	\$1,280	\$3,303	\$4,781
9	Chariton	\$358	\$194	\$208	\$760	\$3,554	\$2,482	\$5,861	\$11,897	\$0	\$53	\$254	\$307
	Linn	\$1,212	\$326	\$535	\$2,073	\$1,827	\$820	\$2,459	\$5,106	\$0	\$109	\$1,335	\$1,444
	Sullivan	\$15	\$314	\$3,448	\$3,776	\$2,530	\$3,764	\$7,818	\$14,112	\$0	\$0	\$127	\$127
	Circuit Total	\$1,585	\$833	\$4,190	\$6,609	\$7,910	\$7,066	\$16,138	\$31,114	\$0	\$162	\$1,716	\$1,878
10	Marion	\$150	\$470	\$2,961	\$3,581	\$2,298	\$6,052	\$11,448	\$19,798	\$211	\$757	\$1,442	\$2,410
	Monroe	\$81	\$109	\$3,468	\$3,657	\$225	\$1,723	\$5,379	\$7,327	\$107	\$30	\$0	\$137
	Ralls	\$592	\$341	\$8,273	\$9,207	\$1,430	\$7,352	\$12,748	\$21,530	\$0	\$401	\$331	\$733
	Circuit Total	\$823	\$920	\$14,701	\$16,444	\$3,953	\$15,128	\$29,574	\$48,655	\$318	\$1,188	\$1,773	\$3,280
11	St. Charles	\$214	\$3,378	\$7,313	\$10,904	\$7,556	\$24,420	\$33,672	\$65,648	\$0	\$0	\$0	\$0
	Circuit Total	\$214	\$3,378	\$7,313	\$10,904	\$7,556	\$24,420	\$33,672	\$65,648	\$0	\$0	\$0	\$0
12	Audrain	\$1,028	\$25,814	\$162,986	\$189,828	\$2,242	\$10,147	\$22,622	\$35,011	\$0	\$217	\$1,203	\$1,419
	Montgomery	\$770	\$1,197	\$4,032	\$6,000	\$2,010	\$1,488	\$6,704	\$10,202	\$85	\$0	\$310	\$395
	Warren	\$2,314	\$8,761	\$26,562	\$37,638	\$4,300	\$9,850	\$39,569	\$53,719	\$0	\$340	\$1,235	\$1,575
	Circuit Total	\$4,113	\$35,772	\$193,581	\$233,465	\$8,552	\$21,485	\$68,895	\$98,932	\$85	\$557	\$2,748	\$3,389
13	Boone	\$13,709	\$19,526	\$57,146	\$90,382	\$26,717	\$102,772	\$161,063	\$290,552	\$1,056	\$2,536	\$9,077	\$12,669
	Callaway	\$3,704	\$12,098	\$24,676	\$40,479	\$19,769	\$19,038	\$63,847	\$102,653	\$78	\$0	\$3,157	\$3,235
	Circuit Total	\$17,414	\$31,625	\$81,822	\$130,860	\$46,486	\$121,810	\$224,910	\$393,205	\$1,134	\$2,536	\$12,234	\$15,904
14	Howard	\$296	\$1,794	\$34,045	\$36,136	\$4,564	\$15,371	\$15,922	\$35,857	\$0	\$53	\$865	\$918
	Randolph	\$360	\$1,205	\$3,216	\$4,781	\$1,918	\$12,051	\$17,863	\$31,833	\$224	\$417	\$537	\$1,177
	Circuit Total	\$656	\$2,999	\$37,261	\$40,916	\$6,483	\$27,422	\$33,785	\$67,690	\$224	\$470	\$1,402	\$2,095
15	Lafayette	\$629	\$3,173	\$1,584	\$5,386	\$38,746	\$17,615	\$10,084	\$66,445	\$0	\$0	\$20	\$20
	Saline	\$278	\$2,233	\$4,677	\$7,188	\$7,684	\$5,020	\$24,908	\$37,611	\$772	\$1,793	\$356	\$2,921
	Circuit Total	\$907	\$5,406	\$6,260	\$12,574	\$46,430	\$22,635	\$34,992	\$104,057	\$772	\$1,793	\$376	\$2,941
16	Jackson	\$237,870	\$179,708	\$448,197	\$865,774	\$28,934	\$102,898	\$452,586	\$584,418	\$3,656	\$8,116	\$10,482	\$22,254
	Circuit Total	\$237,870	\$179,708	\$448,197	\$865,774	\$28,934	\$102,898	\$452,586	\$584,418	\$3,656	\$8,116	\$10,482	\$22,254
17	Cass	\$1,656	\$7,145	\$48,519	\$57,319	\$11,574	\$55,504	\$54,443	\$121,521	\$340	\$5,499	\$19,112	\$24,950
	Johnson	\$11	\$1,076	\$4,179	\$5,266	\$287	\$439	\$6,475	\$7,201	\$9	\$1,823	\$2,102	\$3,933
	Circuit Total	\$1,667	\$8,221	\$52,698	\$62,585	\$11,861	\$55,943	\$60,918	\$128,722	\$349	\$7,321	\$21,213	\$28,884
18	Cooper	\$48	\$77	\$1,626	\$1,751	\$630	\$3,143	\$14,722	\$18,495	\$196	\$667	\$2,694	\$3,557
	Pettis	\$483	\$1,459	\$3,564	\$5,505	\$785	\$2,752	\$18,193	\$21,731	\$434	\$547	\$897	\$1,877
	Circuit Total	\$531	\$1,536	\$5,189	\$7,256	\$1,415	\$5,895	\$32,915	\$40,225	\$630	\$1,214	\$3,590	\$5,434
19	Cole	\$876	\$873	\$0	\$1,749	\$3,982	\$12,071	\$169	\$16,222	\$75	\$1,594	\$654	\$2,323
	Circuit Total	\$876	\$873	\$0	\$1,749	\$3,982	\$12,071	\$169	\$16,222	\$75	\$1,594	\$654	\$2,323
20	Franklin	\$8,716	\$8,320	\$31,895	\$48,931	\$7,539	\$15,432	\$34,411	\$57,382	\$677	\$488	\$129	\$1,294
	Gasconade	\$8	\$571	\$2,014	\$2,594	\$1,027	\$2,961	\$2,814	\$6,802	\$125	\$337	\$258	\$719
	Osage	\$364	\$406	\$4,196	\$4,966	\$89	\$971	\$2,709	\$3,769	\$366	\$1,068	\$1,450	\$2,884
	Circuit Total	\$9,088	\$9,298	\$38,105	\$56,491	\$8,655	\$19,364	\$39,934	\$67,954	\$1,168	\$1,893	\$1,837	\$4,897
21	St. Louis County	\$28,761	\$186,831	\$174,929	\$390,521	\$46,648	\$73,026	\$119,691	\$239,365	\$1,746	\$2,431	\$382	\$4,558
	Circuit Total	\$28,761	\$186,831	\$174,929	\$390,521	\$46,648	\$73,026	\$119,691	\$239,365	\$1,746	\$2,431	\$382	\$4,558
22	City of St. Louis	\$1,344,813	\$2,653,531	\$883,404	\$4,881,749	\$72,419	\$176,768	\$139,553	\$388,740	\$283	\$1,020	\$1,418	\$2,720
	Circuit Total	\$1,344,813	\$2,653,531	\$883,404	\$4,881,749	\$72,419	\$176,768	\$139,553	\$388,740	\$283	\$1,020	\$1,418	\$2,720
23	Jefferson	\$13,914	\$46,318	\$95,338	\$155,569	\$9,115	\$35,906	\$135,935	\$180,955	\$1,408	\$3,611	\$21,991	\$27,009
	Circuit Total	\$13,914	\$46,318	\$95,338	\$155,569	\$9,115	\$35,906	\$135,935	\$180,955	\$1,408	\$3,611	\$21,991	\$27,009
24	Madison	\$10	\$81	\$2,560	\$2,651	\$3,419	\$5,695	\$22,177	\$31,290	\$0	\$0	\$454	\$454
	St. Francois	\$15,254	\$8,569	\$10,457	\$34,280	\$14,192	\$28,007	\$34,068	\$76,267	\$88	\$300	\$439	\$827
	Ste. Genevieve	\$278	\$10,457	\$8,655	\$19,390	\$1,096	\$3,711	\$18,006	\$22,813	\$163	\$0	\$476	\$639
	Washington	\$1,109	\$4,650	\$51,851	\$57,610	\$2,408	\$9,470	\$28,993	\$40,871	\$0	\$348	\$4,767	\$5,115
	Circuit Total	\$16,651	\$23,757	\$73,523	\$113,931	\$21,115	\$46,883	\$103,244	\$171,241	\$251	\$648	\$6,135	\$7,035

Table 82

Circuit Court - July 1, 2005 - June 30, 2012

## Accounts Receivable by Age

Cir No.	County	Juvenile				Treatment Court				Grand Total			
		1 Year or Less	1 to 3 Years	More than 3 Years	Juvenile Total	1 Year or Less	1 to 3 Years	More than 3 Years	Treatment Court Total	1 Year or Less	1 to 3 Years	More than 3 Years	Grand Total
1	Clark	\$507	\$700	\$2,210	\$3,417	\$0	\$0	\$0	\$0	\$181,458	\$266,082	\$449,822	\$897,362
	Schulyer	\$295	\$1	\$1	\$297	\$0	\$0	\$0	\$0	\$23,584	\$34,653	\$12,513	\$70,750
	Scotland	\$0	\$390	\$0	\$390	\$0	\$0	\$0	\$0	\$89,498	\$88,710	\$150,676	\$328,884
	<b>Circuit Total</b>	<b>\$802</b>	<b>\$1,091</b>	<b>\$2,211</b>	<b>\$4,103</b>	<b>\$0</b>	<b>\$0</b>	<b>\$0</b>	<b>\$0</b>	<b>\$294,540</b>	<b>\$389,446</b>	<b>\$613,011</b>	<b>\$1,296,996</b>
2	Adair	\$0	\$300	\$1,924	\$2,224	\$0	\$0	\$0	\$0	\$239,659	\$501,188	\$796,294	\$1,537,141
	Knox	\$0	\$0	\$0	\$0	\$0	\$0	\$0	\$0	\$8,201	\$1,339	\$6,748	\$16,288
	Lewis	\$0	\$0	\$150	\$150	\$0	\$0	\$0	\$0	\$77,660	\$64,738	\$53,086	\$195,484
	<b>Circuit Total</b>	<b>\$0</b>	<b>\$300</b>	<b>\$2,074</b>	<b>\$2,374</b>	<b>\$0</b>	<b>\$0</b>	<b>\$0</b>	<b>\$0</b>	<b>\$325,520</b>	<b>\$567,266</b>	<b>\$856,127</b>	<b>\$1,748,913</b>
3	Grundy	\$603	\$2,494	\$5,874	\$8,971	\$900	\$1,120	\$5,765	\$7,785	\$145,334	\$244,111	\$166,526	\$555,971
	Harrison	\$0	\$367	\$2,148	\$2,515	\$450	\$110	\$0	\$560	\$59,149	\$49,364	\$70,583	\$179,096
	Mercer	\$598	\$0	\$975	\$1,573	\$30	\$0	\$0	\$30	\$21,194	\$46,390	\$77,634	\$145,217
	Putnam	\$196	\$1,122	\$1,290	\$2,608	\$120	\$800	\$370	\$1,290	\$65,292	\$109,136	\$98,909	\$273,338
	<b>Circuit Total</b>	<b>\$1,397</b>	<b>\$3,983</b>	<b>\$10,287</b>	<b>\$15,667</b>	<b>\$1,500</b>	<b>\$2,030</b>	<b>\$6,135</b>	<b>\$9,665</b>	<b>\$290,968</b>	<b>\$449,001</b>	<b>\$413,652</b>	<b>\$1,153,621</b>
4	Atchison	\$213	\$937	\$4,062	\$5,211	\$0	\$0	\$0	\$0	\$63,307	\$86,956	\$109,303	\$259,567
	Gentry	\$392	\$1,923	\$5,265	\$7,580	\$0	\$0	\$0	\$0	\$50,768	\$99,661	\$134,286	\$284,715
	Holt	\$294	\$1,010	\$15,094	\$16,398	\$0	\$0	\$0	\$0	\$49,267	\$71,577	\$187,132	\$307,976
	Nodaway	\$608	\$4,125	\$6,872	\$11,606	\$0	\$0	\$0	\$0	\$339,854	\$510,665	\$458,931	\$1,309,450
	Worth	\$0	\$98	\$291	\$389	\$0	\$0	\$0	\$0	\$12,837	\$47,014	\$19,770	\$79,621
	<b>Circuit Total</b>	<b>\$1,507</b>	<b>\$8,093</b>	<b>\$31,584</b>	<b>\$41,184</b>	<b>\$0</b>	<b>\$0</b>	<b>\$0</b>	<b>\$0</b>	<b>\$516,033</b>	<b>\$815,873</b>	<b>\$909,423</b>	<b>\$2,241,329</b>
5	Andrew	\$1,143	\$2,755	\$339	\$4,237	\$0	\$0	\$0	\$0	\$325,061	\$700,827	\$806,030	\$1,831,918
	Buchanan	\$905	\$1,095	\$3,158	\$5,158	\$2,210	\$17,625	\$14,359	\$34,194	\$1,479,702	\$3,142,524	\$4,323,323	\$8,945,549
	<b>Circuit Total</b>	<b>\$2,048</b>	<b>\$3,850</b>	<b>\$3,497</b>	<b>\$9,395</b>	<b>\$2,210</b>	<b>\$17,625</b>	<b>\$14,359</b>	<b>\$34,194</b>	<b>\$1,804,763</b>	<b>\$3,843,351</b>	<b>\$5,129,353</b>	<b>\$10,777,467</b>
6	Platte	\$2,304	\$8,463	\$31,056	\$41,822	\$200	\$0	\$0	\$200	\$91,065	\$150,723	\$252,457	\$494,245
	<b>Circuit Total</b>	<b>\$2,304</b>	<b>\$8,463</b>	<b>\$31,056</b>	<b>\$41,822</b>	<b>\$200</b>	<b>\$0</b>	<b>\$0</b>	<b>\$200</b>	<b>\$91,065</b>	<b>\$150,723</b>	<b>\$252,457</b>	<b>\$494,245</b>
7	Clay	\$1,770	\$4,801	\$3,816	\$10,387	\$0	\$0	\$0	\$0	\$280,551	\$546,567	\$777,906	\$1,605,024
	<b>Circuit Total</b>	<b>\$1,770</b>	<b>\$4,801</b>	<b>\$3,816</b>	<b>\$10,387</b>	<b>\$0</b>	<b>\$0</b>	<b>\$0</b>	<b>\$0</b>	<b>\$280,551</b>	<b>\$546,567</b>	<b>\$777,906</b>	<b>\$1,605,024</b>
8	Carroll	\$294	\$1,078	\$936	\$2,308	\$0	\$0	\$0	\$0	\$65,621	\$230,043	\$337,469	\$633,133
	Ray	\$509	\$5,413	\$18,815	\$24,737	\$800	\$1,870	\$7,760	\$10,430	\$170,099	\$209,719	\$305,594	\$685,412
	<b>Circuit Total</b>	<b>\$803</b>	<b>\$6,491</b>	<b>\$19,751</b>	<b>\$27,045</b>	<b>\$800</b>	<b>\$1,870</b>	<b>\$7,760</b>	<b>\$10,430</b>	<b>\$235,720</b>	<b>\$439,761</b>	<b>\$643,064</b>	<b>\$1,318,545</b>
9	Chariton	\$307	\$14	\$248	\$569	\$0	\$0	\$0	\$0	\$46,659	\$100,321	\$209,078	\$356,057
	Linn	\$179	\$1,839	\$4,412	\$6,429	\$930	\$7,170	\$2,160	\$10,260	\$103,465	\$216,229	\$341,050	\$660,743
	Sullivan	\$21	\$64	\$564	\$649	\$0	\$0	\$0	\$0	\$48,541	\$28,463	\$27,936	\$104,940
	<b>Circuit Total</b>	<b>\$507</b>	<b>\$1,916</b>	<b>\$5,224</b>	<b>\$7,647</b>	<b>\$930</b>	<b>\$7,170</b>	<b>\$2,160</b>	<b>\$10,260</b>	<b>\$198,665</b>	<b>\$345,012</b>	<b>\$578,063</b>	<b>\$1,121,740</b>
10	Marion	\$390	\$4,066	\$8,206	\$12,662	\$0	\$0	\$159	\$159	\$244,253	\$277,969	\$315,901	\$838,123
	Monroe	\$1,988	\$593	\$2,914	\$5,495	\$0	\$0	\$0	\$0	\$65,895	\$47,016	\$111,335	\$224,246
	Ralls	\$303	\$1,325	\$3,512	\$5,140	\$0	\$0	\$0	\$0	\$217,225	\$246,124	\$612,631	\$1,075,980
	<b>Circuit Total</b>	<b>\$2,680</b>	<b>\$5,984</b>	<b>\$14,632</b>	<b>\$23,296</b>	<b>\$0</b>	<b>\$0</b>	<b>\$159</b>	<b>\$159</b>	<b>\$527,372</b>	<b>\$571,109</b>	<b>\$1,039,867</b>	<b>\$2,138,348</b>
11	St. Charles	\$10,457	\$44,590	\$135,372	\$190,418	\$40	\$0	\$0	\$40	\$792,569	\$711,294	\$1,258,422	\$2,762,284
	<b>Circuit Total</b>	<b>\$10,457</b>	<b>\$44,590</b>	<b>\$135,372</b>	<b>\$190,418</b>	<b>\$40</b>	<b>\$0</b>	<b>\$0</b>	<b>\$40</b>	<b>\$792,569</b>	<b>\$711,294</b>	<b>\$1,258,422</b>	<b>\$2,762,284</b>
12	Audrain	\$17,555	\$22,063	\$16,834	\$56,452	\$493	\$120	\$0	\$613	\$432,481	\$754,490	\$1,737,217	\$2,924,188
	Montgomery	\$4,975	\$13,152	\$2,281	\$20,408	\$360	\$780	\$0	\$1,140	\$304,591	\$489,742	\$508,304	\$1,302,637
	Warren	\$8,897	\$6,954	\$27,825	\$43,676	\$111	\$3,965	\$2,760	\$6,836	\$705,785	\$1,081,979	\$1,152,023	\$2,939,787
	<b>Circuit Total</b>	<b>\$31,427</b>	<b>\$42,169</b>	<b>\$46,940</b>	<b>\$120,535</b>	<b>\$964</b>	<b>\$4,865</b>	<b>\$2,760</b>	<b>\$8,589</b>	<b>\$1,442,857</b>	<b>\$2,326,211</b>	<b>\$3,397,544</b>	<b>\$7,166,612</b>
13	Boone	\$10,558	\$49,466	\$184,678	\$244,702	\$0	\$0	\$0	\$0	\$545,511	\$763,592	\$1,292,373	\$2,601,476
	Callaway	\$6,932	\$384	\$4,023	\$11,339	\$0	\$0	\$0	\$0	\$236,952	\$151,293	\$202,713	\$590,958
	<b>Circuit Total</b>	<b>\$17,490</b>	<b>\$49,850</b>	<b>\$188,701</b>	<b>\$256,041</b>	<b>\$0</b>	<b>\$0</b>	<b>\$0</b>	<b>\$0</b>	<b>\$782,463</b>	<b>\$914,885</b>	<b>\$1,495,086</b>	<b>\$3,192,434</b>
14	Howard	\$0	\$0	\$0	\$0	\$0	\$0	\$0	\$0	\$44,515	\$58,222	\$111,246	\$213,984
	Randolph	\$0	\$143	\$1,039	\$1,182	\$260	\$600	\$510	\$1,370	\$99,107	\$95,060	\$196,165	\$390,332
	<b>Circuit Total</b>	<b>\$0</b>	<b>\$143</b>	<b>\$1,039</b>	<b>\$1,182</b>	<b>\$260</b>	<b>\$600</b>	<b>\$510</b>	<b>\$1,370</b>	<b>\$143,622</b>	<b>\$153,282</b>	<b>\$307,411</b>	<b>\$604,316</b>
15	Lafayette	\$500	\$1,010	\$510	\$2,020	\$0	\$0	\$0	\$0	\$603,939	\$718,261	\$1,429,671	\$2,751,872
	Saline	\$0	\$0	\$830	\$830	\$1,440	\$5,145	\$9,874	\$16,459	\$316,920	\$440,082	\$709,313	\$1,466,315
	<b>Circuit Total</b>	<b>\$500</b>	<b>\$1,010</b>	<b>\$1,340</b>	<b>\$2,850</b>	<b>\$1,440</b>	<b>\$5,145</b>	<b>\$9,874</b>	<b>\$16,459</b>	<b>\$920,860</b>	<b>\$1,158,343</b>	<b>\$2,138,984</b>	<b>\$4,218,187</b>
16	Jackson	\$3,443	\$6,465	\$25,587	\$35,494	\$90	\$1,079	\$71,437	\$72,606	\$1,136,161	\$2,288,350	\$4,300,973	\$7,725,483
	<b>Circuit Total</b>	<b>\$3,443</b>	<b>\$6,465</b>	<b>\$25,587</b>	<b>\$35,494</b>	<b>\$90</b>	<b>\$1,079</b>	<b>\$71,437</b>	<b>\$72,606</b>	<b>\$1,136,161</b>	<b>\$2,288,350</b>	<b>\$4,300,973</b>	<b>\$7,725,483</b>
17	Cass	\$0	\$0	\$742	\$742	\$1,300	\$525	\$8,147	\$9,972	\$1,306,479	\$1,462,881	\$2,009,883	\$4,779,244
	Johnson	\$0	\$0	\$422	\$422	\$0	\$0	\$0	\$0	\$450,042	\$857,846	\$1,128,345	\$2,436,233
	<b>Circuit Total</b>	<b>\$0</b>	<b>\$0</b>	<b>\$1,163</b>	<b>\$1,163</b>	<b>\$1,300</b>	<b>\$525</b>	<b>\$8,147</b>	<b>\$9,972</b>	<b>\$1,756,522</b>	<b>\$2,320,727</b>	<b>\$3,138,228</b>	<b>\$7,215,477</b>
18	Cooper	\$700	\$7,514	\$14,652	\$22,866	\$0	\$0	\$0	\$0	\$173,557	\$354,762	\$393,377	\$921,697
	Pettis	\$2,200	\$7,405	\$29,191	\$38,796	\$0	\$0	\$0	\$0	\$489,919	\$912,558	\$1,581,666	\$2,984,143
	<b>Circuit Total</b>	<b>\$2,900</b>	<b>\$14,919</b>	<b>\$43,843</b>	<b>\$61,662</b>	<b>\$0</b>	<b>\$0</b>	<b>\$0</b>	<b>\$0</b>	<b>\$663,476</b>	<b>\$1,267,320</b>	<b>\$1,975,043</b>	<b>\$3,905,839</b>
19	Cole	\$180	\$860	\$718	\$1,758	\$75	\$1,179	\$0	\$1,254	\$1,601,097	\$2,709,349	\$3,835,106	\$8,145,552
	<b>Circuit Total</b>	<b>\$180</b>	<b>\$860</b>	<b>\$718</b>	<b>\$1,758</b>	<b>\$75</b>	<b>\$1,179</b>	<b>\$0</b>	<b>\$1,254</b>	<b>\$1,601,097</b>	<b>\$2,709,349</b>	<b>\$3,835,106</b>	<b>\$8,145,552</b>
20	Franklin	\$47,543	\$8,379	\$23,982	\$79,904	\$4,620	\$500	\$0	\$5,120	\$2,132,809	\$2,346,310	\$1,427,225	\$5,906,344
	Gasconade	\$623	\$5,568	\$21,856	\$28,046	\$0	\$428	\$0	\$428	\$156,611	\$284,945	\$293,696	\$735,252
	Osage	\$392	\$1,373	\$6,247	\$8,011	\$122	\$223	\$0	\$345	\$64,516	\$90,213	\$138,005	\$292,734
	<b>Circuit Total</b>	<b>\$48,557</b>	<b>\$15,320</b>	<b>\$52,085</b>	<b>\$115,962</b>	<b>\$4,742</b>	<b>\$1,150</b>	<b>\$0</b>	<b>\$5,892</b>	<b>\$2,353,936</b>	<b>\$2,721,468</b>	<b>\$1,858,927</b>	<b>\$6,934,330</b>
21	St. Louis County	\$29,147	\$53,685	\$86,396	\$169,228	\$0	\$0	\$0	\$0	\$1,504,846	\$2,242,720	\$2,665,655	\$6,413,221
	<b>Circuit Total</b>	<b>\$29,147</b>	<b>\$53,685</b>	<b>\$86,396</b>	<b>\$169,228</b>	<b>\$0</b>	<b>\$0</b>	<b>\$0</b>	<b>\$0</b>	<b>\$1,504,846</b>	<b>\$2,242,720</b>	<b>\$2,665,655</b>	<b>\$6,413,221</b>
22	City of St. Louis	\$3,925	\$8,675	\$29,169	\$41,769	\$0	\$68	\$240	\$308	\$2,222,766	\$4,399,632	\$3,986,894	\$10,609,293
	<b>Circuit Total</b>	<b>\$3,925</b>	<b>\$8,675</b>	<b>\$29,169</b>	<b>\$41,769</b>	<b>\$0</b>	<b>\$68</b>	<b>\$240</b>	<b>\$308</b>	<b>\$2,222,766</b>	<b>\$4,399,632</b>	<b>\$3,986,894</b>	<b>\$10,609,293</b>
23	Jefferson	\$19,073	\$131,222	\$268,057	\$418,352	\$3,305	\$18,412	\$30,345	\$52,062	\$1,587,424	\$3,154,222	\$3,985,483	\$8,727,130
	<b>Circuit Total</b>	<b>\$19,073</b>	<b>\$131,222</b>	<b>\$268,057</b>	<b>\$418,352</b>	<b>\$3,305</b>	<b>\$18,412</b>	<b>\$30,345</b>	<b>\$52,062</b>	<b>\$1,587,424</b>	<b>\$3,154,222</b>	<b>\$3,985,483</b>	<b>\$8,727,130</b>
24	Madison	\$959	\$2,714	\$4,985	\$8,658	\$0	\$0	\$0	\$0	\$154,933	\$199,580	\$181,403	\$535,917
	St. Francois	\$5,232	\$16,303	\$16,123	\$37,658	\$258	\$1,177	\$344	\$1,779	\$945,794	\$1,157,241	\$2,970,284	\$5,073,320
	Ste. Genevieve	\$985	\$3,152	\$9,750	\$13,886	\$0	\$0	\$0	\$0	\$173,303	\$295,108	\$496,564	\$964,976
	Washington	\$804	\$3,331	\$34,443	\$38,578	\$0	\$0	\$0	\$0	\$272,841	\$200,075	\$448,987	\$921,903
	<b>Circuit Total</b>	<b>\$7,980</b>	<b>\$25,500</b>	<b>\$65,302</b>	<b>\$98,781</b>	<b>\$258</b>	<b>\$1,177</b>	<b>\$344</b>	<b>\$1,779</b>	<b>\$1,546,871</b>	<b>\$1,852,004</b>	<b>\$4,097,239</b>	<b>\$7,496,115</b>

Table 82

Circuit Court - July 1, 2005 - June 30, 2012

## Accounts Receivable by Age

Cir.	No.	County	Civil				Domestic Relations				Probate			
			1 Year or Less	1 to 3 Years	More than 3 Years	Civil Total	1 Year or Less	1 to 3 Years	More than 3 Years	Domestic Relations Total	1 Year or Less	1 to 3 Years	More than 3 Years	Probate Total
25	Maries	\$411	\$14,812	\$68	\$15,291	\$818	\$503	\$2,392	\$3,713	\$108	\$0	\$0	\$108	
	Phelps	\$490	\$952	\$4,587	\$6,029	\$444	\$2,481	\$1,798	\$4,722	\$68	\$611	\$806	\$1,485	
	Pulaski	\$2,057	\$665	\$1,981	\$4,703	\$9,345	\$1,108	\$4,372	\$14,826	\$264	\$283	\$688	\$1,234	
	Texas	\$93,695	\$1,210	\$141	\$95,046	\$150	\$1,330	\$0	\$1,480	\$0	\$0	\$161	\$161	
	Circuit Total	\$96,652	\$17,639	\$6,777	\$121,068	\$10,758	\$5,421	\$8,562	\$24,741	\$440	\$894	\$1,655	\$2,988	
26	Camden	\$448	\$929	\$10,268	\$11,645	\$4	\$556	\$3,989	\$4,549	\$23	\$179	\$690	\$891	
	Laclede	\$272	\$1,631	\$8,891	\$10,794	\$1,166	\$22,177	\$12,668	\$36,012	\$30	\$338	\$1,731	\$2,099	
	Miller	\$298	\$411	\$4,837	\$5,545	\$1,189	\$2,535	\$15,516	\$19,240	\$44	\$108	\$1,051	\$1,203	
	Moniteau	\$892	\$1,462	\$407	\$2,761	\$34	\$2,149	\$5,517	\$7,700	\$0	\$40	\$235	\$275	
	Morgan	\$326	\$745	\$794	\$1,865	\$554	\$47,807	\$4,304	\$52,665	\$153	\$93	\$384	\$630	
	Circuit Total	\$2,235	\$5,178	\$25,197	\$32,610	\$2,947	\$75,224	\$41,993	\$120,165	\$250	\$758	\$4,091	\$5,098	
27	Bates	\$484	\$544	\$14,168	\$15,197	\$2,162	\$1,834	\$9,697	\$13,693	\$0	\$175	\$1,319	\$1,495	
	Henry	\$123	\$614	\$8,703	\$9,440	\$300	\$304	\$8,274	\$8,878	\$611	\$1,472	\$4,153	\$6,236	
	St. Clair	\$493	\$206	\$1,381	\$2,080	\$1,480	\$1,954	\$5,308	\$8,741	\$0	\$514	\$843	\$1,357	
	Circuit Total	\$1,100	\$1,364	\$24,253	\$26,717	\$3,942	\$4,092	\$23,279	\$31,313	\$611	\$2,161	\$6,315	\$9,088	
28	Barton	\$10	\$168	\$1,946	\$2,124	\$834	\$839	\$2,529	\$4,203	\$0	\$192	\$312	\$504	
	Cedar	\$292	\$5,772	\$552	\$6,617	\$7,067	\$12,297	\$2,390	\$21,754	\$144	\$578	\$465	\$1,187	
	Dade	\$948	\$3,242	\$5,374	\$9,564	\$8,203	\$5,155	\$4,907	\$18,265	\$35	\$0	\$88	\$123	
	Vernon	\$965	\$1,663	\$5,977	\$8,604	\$16,581	\$10,352	\$19,578	\$46,510	\$745	\$2,259	\$6,327	\$9,331	
	Circuit Total	\$2,215	\$10,845	\$13,849	\$26,909	\$32,684	\$28,643	\$29,404	\$90,731	\$923	\$3,029	\$7,193	\$11,145	
29	Jasper	\$344	\$326	\$2,203	\$2,872	\$127	\$265	\$12,868	\$13,260	\$0	\$719	\$1,797	\$2,516	
	Circuit Total	\$344	\$326	\$2,203	\$2,872	\$127	\$265	\$12,868	\$13,260	\$0	\$719	\$1,797	\$2,516	
30	Benton	\$0	\$613	\$2,808	\$3,421	\$200	\$2,580	\$2,115	\$4,895	\$1,291	\$612	\$201	\$2,104	
	Dallas	\$287	\$2,631	\$1,427	\$4,345	\$1,168	\$1,732	\$5,986	\$8,886	\$0	\$136	\$750	\$886	
	Hickory	\$98	\$482	\$622	\$1,202	\$170	\$386	\$2,838	\$3,394	\$0	\$183	\$241	\$424	
	Polk	\$345	\$338	\$621	\$1,304	\$1,230	\$1,743	\$5,923	\$8,896	\$6,732	\$577	\$597	\$7,905	
	Webster	\$0	\$0	\$804	\$804	\$0	\$15,370	\$22,935	\$38,305	\$534	\$2,265	\$6,160	\$8,960	
	Circuit Total	\$730	\$4,064	\$6,282	\$11,076	\$2,768	\$21,811	\$39,796	\$64,376	\$8,557	\$3,773	\$7,949	\$20,279	
31	Greene	\$264	\$25,844	\$10,381	\$36,489	\$3,296	\$9,647	\$25,515	\$38,458	\$772	\$651	\$838	\$2,260	
	Circuit Total	\$264	\$25,844	\$10,381	\$36,489	\$3,296	\$9,647	\$25,515	\$38,458	\$772	\$651	\$838	\$2,260	
32	Bollinger	\$319	\$1,943	\$1,194	\$3,457	\$630	\$1,640	\$5,043	\$7,313	\$176	\$309	\$2,453	\$2,938	
	Cape Girardeau	\$260	\$1,692	\$8,828	\$10,780	\$1,224	\$807	\$5,399	\$7,430	\$1,962	\$833	\$904	\$3,699	
	Perry	\$60	\$572	\$999	\$1,632	\$102	\$3,005	\$7,658	\$10,766	\$4,283	\$1,393	\$3,631	\$9,308	
	Circuit Total	\$639	\$4,207	\$11,021	\$15,868	\$1,956	\$5,452	\$18,101	\$25,509	\$6,421	\$2,535	\$6,988	\$15,944	
33	Mississippi	\$95	\$687	\$4,657	\$5,439	\$99	\$196	\$2,690	\$2,985	\$317	\$1,270	\$2,431	\$4,018	
	Scott	\$411	\$4,902	\$17,933	\$23,246	\$5,860	\$8,802	\$36,577	\$51,239	\$453	\$2,005	\$2,910	\$5,367	
34	Circuit Total	\$506	\$5,589	\$22,590	\$28,684	\$5,959	\$8,998	\$39,267	\$54,224	\$770	\$3,275	\$5,341	\$9,385	
	New Madrid	\$0	\$10	\$229	\$239	\$0	\$95	\$690	\$785	\$0	\$63	\$1,089	\$1,152	
35	Pemiscot	\$186	\$882	\$3,579	\$4,647	\$500	\$2,485	\$3,935	\$6,920	\$0	\$166	\$573	\$739	
	Circuit Total	\$186	\$892	\$3,808	\$4,886	\$500	\$2,580	\$4,625	\$7,705	\$0	\$229	\$1,662	\$1,891	
36	Dunklin	\$154	\$1,396	\$2,887	\$4,437	\$0	\$925	\$11,010	\$11,935	\$125	\$616	\$15,360	\$16,101	
	Stoddard	\$0	\$194	\$3,851	\$4,045	\$6,282	\$194	\$1,405	\$7,881	\$0	\$540	\$2,934	\$3,474	
37	Circuit Total	\$154	\$1,590	\$6,738	\$8,482	\$6,282	\$1,119	\$12,415	\$19,816	\$125	\$1,156	\$18,294	\$19,575	
	Butler	\$54,690	\$3,011	\$0	\$57,701	\$1,119	\$0	\$0	\$1,119	\$465	\$1,038	\$443	\$1,946	
38	Ripley	\$1,071	\$353	\$2,410	\$3,834	\$500	\$381	\$1,826	\$2,707	\$324	\$93	\$216	\$633	
	Circuit Total	\$55,761	\$3,364	\$2,410	\$61,535	\$1,619	\$381	\$1,826	\$3,826	\$789	\$1,131	\$659	\$2,579	
39	Carter	\$2,404	\$4,637	\$2,307	\$9,348	\$176	\$968	\$531	\$1,675	\$295	\$637	\$893	\$1,825	
	Howell	\$309	\$1,905	\$9,044	\$11,258	\$911	\$6,744	\$12,513	\$20,168	\$343	\$1,775	\$4,472	\$6,589	
	Oregon	\$89	\$958	\$1,368	\$2,415	\$500	\$1,018	\$4,411	\$5,928	\$0	\$296	\$412	\$708	
	Shannon	\$255	\$1,179	\$9,029	\$10,463	\$133	\$147	\$6,410	\$6,690	\$0	\$160	\$333	\$493	
	Circuit Total	\$3,057	\$8,679	\$21,748	\$33,483	\$1,720	\$8,876	\$23,865	\$34,461	\$638	\$2,868	\$6,110	\$9,615	
40	Christian	\$606	\$1,567	\$3,064	\$5,236	\$920	\$1,114	\$1,357	\$3,391	\$58	\$0	\$511	\$569	
	Taney	\$296	\$243	\$2,936	\$3,475	\$120	\$268	\$4,140	\$4,528	\$322	\$734	\$5,731	\$6,787	
41	Circuit Total	\$902	\$1,810	\$6,000	\$8,711	\$1,040	\$1,382	\$5,497	\$7,919	\$380	\$734	\$6,242	\$7,356	
	Barry	\$217	\$3,177	\$6,334	\$9,728	\$400	\$1,101	\$7,675	\$9,176	\$93	\$645	\$668	\$1,405	
42	Lawrence	\$196	\$506	\$1,107	\$1,809	\$4	\$1,228	\$3,608	\$4,840	\$95	\$605	\$5,644	\$6,343	
	Stone	\$0	\$1,872	\$1,087	\$2,959	\$188	\$450	\$1,845	\$2,483	\$0	\$0	\$2,258	\$2,258	
43	Circuit Total	\$413	\$5,554	\$8,529	\$14,496	\$592	\$2,779	\$13,128	\$16,499	\$188	\$1,249	\$8,569	\$10,006	
	McDonald	\$287	\$667	\$3,032	\$3,986	\$442	\$16,075	\$28,642	\$45,159	\$0	\$1,152	\$2,118	\$3,270	
44	Newton	\$235	\$566	\$5,099	\$5,900	\$310	\$570	\$3,752	\$4,632	\$553	\$2,053	\$12,077	\$14,682	
	Circuit Total	\$522	\$1,233	\$8,131	\$9,886	\$752	\$16,645	\$32,394	\$49,791	\$553	\$3,205	\$14,195	\$17,952	
45	Macon	\$125	\$1,030	\$5,444	\$6,599	\$4,569	\$7,635	\$28,680	\$40,883	\$0	\$108	\$1,135	\$1,243	
	Shelby	\$1,439	\$4,082	\$1,155	\$6,675	\$223	\$2,220	\$4,048	\$6,490	\$0	\$46	\$71	\$117	
46	Circuit Total	\$1,563	\$5,112	\$6,599	\$13,275	\$4,791	\$9,855	\$32,727	\$47,374	\$0	\$154	\$1,206	\$1,360	
	Crawford	\$334	\$194	\$2,492	\$3,019	\$797	\$453	\$13,455	\$14,705	\$654	\$854	\$3,432	\$4,940	
47	Dent	\$542	\$2,693	\$6,553	\$9,788	\$2,060	\$1,896	\$14,527	\$18,482	\$860	\$476	\$7,970	\$9,305	
	Iron	\$644	\$761	\$3,072	\$4,477	\$1,507	\$4,422	\$4,551	\$10,480	\$0	\$25	\$289	\$314	
48	Reynolds	\$142	\$705	\$2,720	\$3,567	\$147	\$295	\$3,074	\$3,517	\$106	\$146	\$995	\$1,247	
	Wayne	\$138	\$1,192	\$6,734	\$8,063	\$579	\$5,556	\$14,324	\$20,459	\$0	\$302	\$4,917	\$5,219	
49	Circuit Total	\$1,799	\$5,545	\$21,570	\$28,914	\$5,090	\$12,623	\$49,930	\$67,644	\$1,620	\$1,803	\$17,603	\$21,026	
	Caldwell	\$1,119	\$1,705	\$592	\$3,417	\$548	\$8,637	\$3,191	\$12,377	\$0	\$25	\$1,461	\$1,486	
50	Clinton	\$164	\$658	\$5,472	\$6,293	\$8,470	\$1,479	\$9,730	\$19,679	\$63	\$550	\$2,362	\$2,975	
	Daviess	\$325	\$371	\$1,909	\$2,605	\$372	\$639	\$2,877	\$3,888	\$436	\$817	\$1,778	\$3,031	
51	DeKalb	\$241	\$1,838	\$4,647	\$6,725	\$1,088	\$1,498	\$4,008	\$6,595	\$0	\$483	\$768	\$1,251	
	Livingston	\$201	\$5,651	\$5,101	\$10,953	\$12,074	\$28,374	\$28,852	\$69,300	\$0	\$1,575	\$2,128	\$3,704	
52	Circuit Total	\$2,050	\$10,223	\$17,720	\$29,993	\$22,552	\$40,626	\$48,659	\$111,837	\$499	\$3,450	\$8,498	\$12,447	
	Douglas	\$231	\$318	\$2,627	\$3,176	\$1,000	\$1,520	\$1,945	\$4,465	\$198	\$249	\$736	\$1,183	
53	Ozark	\$55	\$767	\$1,939	\$2,761	\$0	\$343	\$485	\$828	\$133	\$471	\$1,391	\$1,995	
	Wright	\$81	\$2,303	\$3,283	\$5,667	\$0	\$95	\$8,211	\$8,306	\$0	\$254	\$184	\$438	
54	Circuit Total	\$367	\$3,389	\$7,849	\$11,605	\$1,000	\$1,958	\$10,641	\$13,600	\$331	\$974	\$2,310	\$3,616	
	Lincoln	\$565	\$12,209	\$6,980	\$19,754	\$23,170	\$36,942	\$53,473	\$113,585	\$423	\$990	\$3,583	\$4,996	
55	Pike	\$316	\$6,084	\$6,272	\$12,672	\$5,707	\$10,801	\$17,704	\$34,212	\$108	\$588	\$136	\$832	
	Circuit Total	\$881	\$18,293	\$13,252	\$32,426	\$28,877	\$47,743	\$71,177	\$147,797	\$531	\$1,578	\$3,719	\$5,828	
STATE TOTAL			\$1,916,438	\$3,397,805	\$2,531,934	\$7,846,176	\$586,862	\$1,356,642	\$2,437,666	\$4,381,169	\$42,566	\$82,138	\$249,768	\$374,477

Table 82

Circuit Court - July 1, 2005 - June 30, 2012

Accounts Receivable by Age

Cir	No	County	Juvenile				Treatment Court				Grand Total			
			1 Year or Less	1 to 3 Years	More than 3 Years	Juvenile Total	1 Year or Less	1 to 3 Years	More than 3 Years	Treatment Court Total	1 Year or Less	1 to 3 Years	More than 3 Years	Grand Total
25		Maries	\$45	\$75	\$0	\$120	\$0	\$0	\$0	\$0	\$50,662	\$65,883	\$36,379	\$152,923
		Phelps	\$30	\$1,120	\$30	\$1,180	\$885	\$5,980	\$5,765	\$12,630	\$2,625,445	\$1,778,990	\$2,601,353	\$7,005,788
		Pulaski	\$1,440	\$2,940	\$2,982	\$7,362	\$1,050	\$895	\$0	\$1,945	\$743,437	\$847,454	\$1,955,057	\$3,545,948
		Texas	\$165	\$28	\$419	\$612	\$390	\$4,850	\$4,405	\$9,645	\$592,711	\$1,314,058	\$625,473	\$2,532,242
		Circuit Total	\$1,680	\$4,163	\$3,431	\$9,274	\$2,325	\$11,725	\$10,170	\$24,220	\$4,012,255	\$4,006,384	\$5,218,261	\$13,236,901
26		Camden	\$881	\$5,133	\$23,072	\$29,085	\$0	\$0	\$0	\$0	\$1,779,169	\$1,168,284	\$1,554,047	\$4,501,501
		Laclede	\$1,540	\$17,955	\$101,553	\$121,048	\$0	\$0	\$0	\$0	\$1,443,938	\$3,201,458	\$4,795,348	\$9,440,744
		Miller	\$1,108	\$4,995	\$8,322	\$14,425	\$0	\$0	\$0	\$0	\$415,367	\$752,447	\$817,645	\$1,985,460
		Moniteau	\$0	\$538	\$11,666	\$12,203	\$0	\$0	\$0	\$0	\$195,610	\$242,007	\$297,191	\$734,808
		Morgan	\$210	\$1,618	\$15,946	\$17,774	\$0	\$0	\$0	\$0	\$415,020	\$739,370	\$876,163	\$2,030,552
		Circuit Total	\$3,739	\$30,238	\$160,559	\$194,536	\$0	\$0	\$0	\$0	\$4,249,104	\$6,103,566	\$8,340,394	\$18,693,065
27		Bates	\$13,619	\$2,795	\$2,517	\$18,931	\$0	\$510	\$0	\$510	\$300,522	\$432,222	\$756,806	\$1,489,551
		Henry	\$2,128	\$804	\$6,642	\$9,573	\$0	\$0	\$0	\$0	\$171,060	\$207,400	\$267,031	\$645,492
		St. Clair	\$781	\$0	\$25	\$806	\$0	\$0	\$0	\$0	\$159,995	\$190,085	\$327,854	\$677,934
		Circuit Total	\$16,528	\$3,599	\$9,184	\$29,310	\$0	\$510	\$0	\$510	\$631,578	\$829,708	\$1,351,692	\$2,812,977
28		Barton	\$196	\$120	\$531	\$847	\$766	\$1,730	\$10,292	\$12,788	\$42,122	\$60,140	\$197,272	\$299,534
		Cedar	\$115	\$1,372	\$3,570	\$5,057	\$375	\$2,008	\$3,572	\$5,955	\$94,179	\$183,137	\$353,229	\$630,545
		Dade	\$98	\$588	\$1,428	\$2,114	\$0	\$0	\$0	\$0	\$77,093	\$73,736	\$140,601	\$291,430
		Vernon	\$0	\$196	\$2,262	\$2,458	\$890	\$3,721	\$6,031	\$10,642	\$378,668	\$524,839	\$828,213	\$1,731,721
		Circuit Total	\$409	\$2,276	\$7,791	\$10,476	\$2,031	\$7,459	\$19,895	\$29,384	\$592,061	\$841,853	\$1,519,315	\$2,953,229
29		Jasper	\$14,895	\$19,313	\$45,638	\$79,845	\$1,080	\$2,730	\$830	\$4,640	\$1,571,590	\$3,406,954	\$5,011,344	\$9,989,889
		Circuit Total	\$14,895	\$19,313	\$45,638	\$79,845	\$1,080	\$2,730	\$830	\$4,640	\$1,571,590	\$3,406,954	\$5,011,344	\$9,989,889
30		Benton	\$495	\$2,695	\$4,225	\$7,415	\$0	\$0	\$0	\$0	\$307,793	\$287,248	\$396,166	\$991,207
		Dallas	\$8,618	\$2,606	\$25,799	\$37,022	\$0	\$0	\$0	\$0	\$251,995	\$182,513	\$414,261	\$848,769
		Hickory	\$0	\$623	\$15,527	\$16,150	\$0	\$0	\$0	\$0	\$113,291	\$182,131	\$249,166	\$544,588
		Polk	\$788	\$11,987	\$36,767	\$49,542	\$1,885	\$0	\$0	\$1,885	\$568,243	\$666,514	\$1,131,281	\$2,366,038
		Webster	\$98	\$971	\$12,382	\$13,451	\$2,020	\$4,665	\$12,415	\$19,100	\$272,696	\$379,293	\$537,719	\$1,189,707
		Circuit Total	\$9,999	\$18,882	\$94,700	\$123,580	\$3,905	\$4,665	\$12,415	\$20,985	\$1,514,017	\$1,697,700	\$2,728,592	\$5,940,308
31		Greene	\$49,463	\$26,236	\$33,318	\$109,018	\$36,978	\$123,354	\$208,416	\$368,748	\$1,227,115	\$1,828,454	\$2,354,647	\$5,410,216
		Circuit Total	\$49,463	\$26,236	\$33,318	\$109,018	\$36,978	\$123,354	\$208,416	\$368,748	\$1,227,115	\$1,828,454	\$2,354,647	\$5,410,216
32		Bollinger	\$1,233	\$3,923	\$11,917	\$17,072	\$0	\$0	\$0	\$0	\$75,443	\$131,227	\$179,771	\$386,441
		Cape Girardeau	\$3,851	\$5,435	\$983	\$10,269	\$0	\$0	\$0	\$0	\$695,055	\$1,272,801	\$1,529,999	\$3,497,855
		Perry	\$485	\$333	\$1,992	\$2,809	\$0	\$0	\$0	\$0	\$213,713	\$431,230	\$584,668	\$1,229,611
		Circuit Total	\$5,568	\$9,690	\$14,892	\$30,150	\$0	\$0	\$0	\$0	\$984,210	\$1,835,257	\$2,294,439	\$5,113,906
33		Mississippi	\$1,650	\$7,252	\$20,027	\$28,929	\$0	\$0	\$0	\$0	\$169,331	\$789,840	\$1,194,816	\$2,153,986
		Scott	\$3,000	\$20,840	\$61,358	\$85,198	\$0	\$0	\$0	\$0	\$1,317,895	\$1,267,882	\$2,055,900	\$4,641,677
		Circuit Total	\$4,650	\$28,092	\$81,385	\$114,127	\$0	\$0	\$0	\$0	\$1,487,225	\$2,057,721	\$3,250,716	\$6,795,663
34		New Madrid	\$0	\$0	\$0	\$0	\$0	\$0	\$0	\$0	\$155,471	\$257,643	\$255,023	\$668,137
		Pemiscot	\$50	\$9,143	\$6,514	\$15,707	\$0	\$0	\$0	\$0	\$262,469	\$617,538	\$382,231	\$1,262,237
		Circuit Total	\$50	\$9,143	\$6,514	\$15,707	\$0	\$0	\$0	\$0	\$417,940	\$875,181	\$637,253	\$1,930,374
35		Dunklin	\$48	\$0	\$1,619	\$1,667	\$0	\$0	\$0	\$0	\$159,722	\$225,902	\$311,356	\$696,981
		Stoddard	\$0	\$0	\$0	\$0	\$0	\$0	\$0	\$0	\$68,490	\$61,575	\$111,778	\$241,844
		Circuit Total	\$48	\$0	\$1,619	\$1,667	\$0	\$0	\$0	\$0	\$228,212	\$287,478	\$423,135	\$938,824
36		Butler	\$0	\$0	\$0	\$0	\$0	\$0	\$5	\$5	\$418,318	\$554,036	\$950,923	\$1,923,277
		Ripley	\$120	\$520	\$158	\$798	\$210	\$1,493	\$80	\$1,783	\$115,095	\$108,916	\$323,968	\$547,979
		Circuit Total	\$120	\$520	\$158	\$798	\$210	\$1,493	\$85	\$1,788	\$533,413	\$662,952	\$1,274,891	\$2,471,256
37		Carter	\$0	\$0	\$56	\$56	\$0	\$0	\$0	\$0	\$65,294	\$105,312	\$73,994	\$244,600
		Howell	\$210	\$1,607	\$2,160	\$3,977	\$0	\$2,345	\$0	\$2,345	\$975,757	\$863,222	\$1,057,764	\$2,896,744
		Oregon	\$18	\$0	\$1,977	\$1,995	\$0	\$0	\$0	\$0	\$46,646	\$53,640	\$82,778	\$183,064
		Shannon	\$0	\$0	\$490	\$490	\$0	\$0	\$0	\$0	\$107,788	\$295,805	\$452,498	\$856,090
		Circuit Total	\$228	\$1,607	\$4,683	\$6,518	\$0	\$2,345	\$0	\$2,345	\$1,195,485	\$1,317,979	\$1,667,034	\$4,180,498
38		Christian	\$0	\$405	\$1,253	\$1,658	\$1,700	\$8,485	\$0	\$10,185	\$203,273	\$186,246	\$235,758	\$625,277
		Taney	\$0	\$704	\$3,633	\$4,337	\$130	\$1,350	\$0	\$1,480	\$220,194	\$286,061	\$314,710	\$820,966
		Circuit Total	\$0	\$1,109	\$4,885	\$5,994	\$1,830	\$9,835	\$0	\$11,665	\$423,468	\$472,307	\$550,468	\$1,446,243
39		Barry	\$0	\$382	\$2,907	\$3,289	\$0	\$0	\$0	\$0	\$896,442	\$1,209,620	\$1,775,469	\$3,871,531
		Lawrence	\$0	\$390	\$2,754	\$3,144	\$0	\$0	\$0	\$0	\$535,470	\$961,905	\$572,181	\$2,069,556
		Stone	\$0	\$0	\$1,461	\$1,461	\$4,200	\$13,720	\$31,317	\$49,237	\$638,688	\$847,284	\$1,488,676	\$2,974,649
		Circuit Total	\$0	\$772	\$7,122	\$7,894	\$4,200	\$13,720	\$31,317	\$49,237	\$2,060,600	\$3,018,809	\$3,836,326	\$8,915,736
40		McDonald	\$93	\$715	\$718	\$1,526	\$0	\$0	\$0	\$0	\$139,665	\$406,357	\$547,294	\$1,093,317
		Newton	\$378	\$661	\$4,122	\$5,161	\$0	\$0	\$0	\$0	\$355,448	\$779,627	\$1,126,977	\$2,262,053
		Circuit Total	\$471	\$1,376	\$4,840	\$6,687	\$0	\$0	\$0	\$0	\$495,114	\$1,185,984	\$1,674,272	\$3,355,370
41		Macon	\$0	\$0	\$4,630	\$4,630	\$0	\$0	\$0	\$0	\$195,879	\$305,119	\$336,487	\$837,486
		Shelby	\$0	\$0	\$0	\$0	\$0	\$0	\$0	\$0	\$61,723	\$138,750	\$185,622	\$386,094
		Circuit Total	\$0	\$0	\$4,630	\$4,630	\$0	\$0	\$0	\$0	\$257,602	\$443,868	\$522,110	\$1,223,580
42		Crawford	\$200	\$0	\$0	\$200	\$0	\$0	\$0	\$0	\$791,801	\$1,187,531	\$1,335,098	\$3,314,431
		Dent	\$0	\$296	\$6,308	\$6,604	\$0	\$0	\$0	\$0	\$261,321	\$243,323	\$115,379	\$620,024
		Iron	\$0	\$1,059	\$5,636	\$6,695	\$0	\$0	\$4,463	\$4,463	\$140,798	\$297,842	\$202,910	\$641,550
		Reynolds	\$0	\$79	\$1,428	\$1,507	\$0	\$0	\$0	\$0	\$73,274	\$88,791	\$60,212	\$222,276
		Wayne	\$0	\$0	\$2,358	\$2,358	\$0	\$707	\$245	\$952	\$175,383	\$175,374	\$256,840	\$607,597
		Circuit Total	\$200	\$1,434	\$15,730	\$17,364	\$0	\$707	\$4,708	\$5,415	\$1,442,577	\$1,992,861	\$1,970,440	\$5,405,877
43		Caldwell	\$676	\$2,552	\$1,659	\$4,887	\$0	\$0	\$0	\$0	\$315,778	\$512,121	\$681,168	\$1,509,068
		Clinton	\$166	\$1,117	\$7,311	\$8,594	\$0	\$0	\$0	\$0	\$293,621	\$460,310	\$462,298	\$1,216,229
		Daviess	\$0	\$820	\$2,006	\$2,827	\$0	\$0	\$0	\$0	\$286,018	\$447,747	\$751,349	\$1,485,114
		DeKalb	\$190	\$445	\$2,893	\$3,528	\$0	\$0	\$0	\$0	\$444,039	\$915,679	\$1,196,618	\$2,556,336
		Livingston	\$778	\$4,440	\$8,307	\$13,524	\$0	\$0	\$0	\$0	\$447,732	\$889,904	\$708,230	\$2,045,866
		Circuit Total	\$1,810	\$9,374	\$22,176	\$33,360	\$0	\$0	\$0	\$0	\$1,787,187	\$3,225,762	\$3,799,664	\$8,812,613
44		Douglas	\$0	\$0	\$531	\$531	\$1,680	\$8,163	\$3,539	\$13,382	\$103,961	\$133,121	\$290,302	\$527,383
		Ozark	\$0	\$124	\$30	\$154	\$650	\$3,085	\$1,795	\$5,530	\$59,734	\$65,383	\$106,441	\$231,558
		Wright	\$0	\$0	\$200	\$200	\$6,658	\$12,996	\$22,150	\$41,804	\$195,258	\$179,815	\$125,736	\$500,809
		Circuit Total	\$0	\$124	\$761	\$885	\$8,988	\$24,244	\$27,484	\$60,716	\$358,953	\$378,318	\$522,478	\$1,259,749
45		Lincoln	\$1,553	\$16,124	\$32,333	\$50,010	\$0	\$0	\$0	\$0	\$538,864	\$1,144,448	\$1,350,840	\$3,034,153
		Pike	\$458	\$1,190	\$6,555	\$8,203	\$0	\$0	\$0	\$0	\$94,071	\$183,862	\$282,169	\$560,102
		Circuit Total	\$2,011	\$17,314	\$38,888	\$58,213	\$0	\$0	\$0	\$0	\$632,935	\$1,328,310	\$1,633,009	\$3,594,255
STATE TOTAL			\$300,764	\$624,641	\$1,632,744	\$2,558,149	\$79,660	\$265,683	\$469,548	\$814,891	\$49,123,310	\$74,135,323	\$1	

Table 83

Circuit Court - July 1, 2005 - June 30, 2012

## Accounts Receivable by Tier

Cir.	No.	County	Felony				Misdemeanor				Conservation/Watercraft			
			Tier 1	Tier 2	Other	Felony Total	Tier 1	Tier 2	Other	Misdemeanor Total	Tier 1	Tier 2	Other	Cons / WC Total
	1	Clark	\$38,281	\$657,517	\$24,472	\$720,270	\$27,829	\$114,151	\$8,090	\$150,070	\$21	\$27	\$10	\$58
		Schulyer	\$7,964	\$44,109	\$0	\$52,072	\$5,498	\$0	\$0	\$10,784	\$0	\$0	\$0	\$0
		Scotland	\$13,497	\$248,632	\$976	\$263,106	\$7,926	\$41,709	\$0	\$49,634	\$80	\$0	\$0	\$80
		<b>Circuit Total</b>	<b>\$59,742</b>	<b>\$950,258</b>	<b>\$25,448</b>	<b>\$1,035,448</b>	<b>\$41,253</b>	<b>\$161,146</b>	<b>\$8,090</b>	<b>\$210,489</b>	<b>\$101</b>	<b>\$27</b>	<b>\$10</b>	<b>\$138</b>
	2	Adair	\$150,803	\$1,318,722	\$2,876	\$1,472,400	\$25,556	\$14,051	\$0	\$39,607	\$0	\$0	\$0	\$0
		Knox	\$3,399	\$8,587	\$0	\$11,985	\$1,966	\$434	\$0	\$2,400	\$28	\$0	\$0	\$28
		Lewis	\$18,242	\$105,509	\$0	\$123,752	\$11,939	\$41,024	\$378	\$53,340	\$382	\$10	\$0	\$392
		<b>Circuit Total</b>	<b>\$172,444</b>	<b>\$1,432,818</b>	<b>\$2,876</b>	<b>\$1,608,137</b>	<b>\$39,461</b>	<b>\$55,508</b>	<b>\$378</b>	<b>\$95,347</b>	<b>\$410</b>	<b>\$10</b>	<b>\$0</b>	<b>\$420</b>
	3	Grundy	\$76,198	\$410,386	\$1,104	\$487,687	\$26,781	\$5,075	\$75	\$31,931	\$0	\$0	\$0	\$0
		Harrison	\$43,324	\$86,743	\$408	\$130,474	\$15,571	\$21,265	\$0	\$36,835	\$0	\$0	\$0	\$0
		Mercer	\$26,290	\$99,261	\$119	\$125,670	\$6,385	\$5,173	\$0	\$11,558	\$0	\$0	\$0	\$0
		Putnam	\$21,528	\$200,575	\$0	\$222,103	\$10,577	\$4,142	\$0	\$14,720	\$442	\$0	\$0	\$442
		<b>Circuit Total</b>	<b>\$167,339</b>	<b>\$796,966</b>	<b>\$1,630</b>	<b>\$965,934</b>	<b>\$59,314</b>	<b>\$35,655</b>	<b>\$75</b>	<b>\$95,044</b>	<b>\$442</b>	<b>\$0</b>	<b>\$0</b>	<b>\$442</b>
	4	Atchison	\$27,314	\$72,176	\$1,613	\$101,103	\$25,739	\$33,983	\$5,156	\$64,878	\$157	\$27	\$0	\$184
		Gentry	\$30,882	\$162,393	\$1,100	\$194,374	\$15,985	\$44,337	\$5,637	\$65,959	\$0	\$0	\$0	\$0
		Holt	\$26,566	\$200,270	\$235	\$227,070	\$35,321	\$15,196	\$11	\$50,528	\$0	\$0	\$0	\$0
		Nodaway	\$97,579	\$944,841	\$5,885	\$1,048,305	\$61,794	\$82,580	\$987	\$145,360	\$305	\$0	\$0	\$305
		Worth	\$8,315	\$40,004	\$810	\$49,129	\$2,603	\$3,222	\$0	\$5,825	\$0	\$0	\$0	\$0
		<b>Circuit Total</b>	<b>\$190,655</b>	<b>\$1,419,684</b>	<b>\$9,642</b>	<b>\$1,619,981</b>	<b>\$141,442</b>	<b>\$179,318</b>	<b>\$11,791</b>	<b>\$332,551</b>	<b>\$461</b>	<b>\$27</b>	<b>\$0</b>	<b>\$488</b>
	5	Andrew	\$85,978	\$1,020,702	\$0	\$1,106,681	\$153,532	\$341,632	\$415	\$495,579	\$4,050	\$903	\$0	\$4,952
		Buchanan	\$1,266,487	\$5,504,419	\$713	\$6,771,619	\$708,344	\$998,365	\$158	\$1,706,868	\$1,957	\$438	\$0	\$2,395
		<b>Circuit Total</b>	<b>\$1,352,465</b>	<b>\$6,525,122</b>	<b>\$713</b>	<b>\$7,878,300</b>	<b>\$861,876</b>	<b>\$1,339,997</b>	<b>\$573</b>	<b>\$2,202,446</b>	<b>\$6,007</b>	<b>\$1,341</b>	<b>\$0</b>	<b>\$7,347</b>
	6	Platte	\$276,851	\$42,169	\$2	\$319,021	\$36,393	\$3,316	\$0	\$39,709	\$0	\$0	\$0	\$0
		<b>Circuit Total</b>	<b>\$276,851</b>	<b>\$42,169</b>	<b>\$2</b>	<b>\$319,021</b>	<b>\$36,393</b>	<b>\$3,316</b>	<b>\$0</b>	<b>\$39,709</b>	<b>\$0</b>	<b>\$0</b>	<b>\$0</b>	<b>\$0</b>
	7	Clay	\$931,420	\$47,160	\$12,689	\$991,269	\$173,527	\$24,304	\$844	\$198,675	\$266	\$6	\$279	\$551
		<b>Circuit Total</b>	<b>\$931,420</b>	<b>\$47,160</b>	<b>\$12,689</b>	<b>\$991,269</b>	<b>\$173,527</b>	<b>\$24,304</b>	<b>\$844</b>	<b>\$198,675</b>	<b>\$266</b>	<b>\$6</b>	<b>\$279</b>	<b>\$551</b>
	8	Carroll	\$47,932	\$507,446	\$47	\$555,424	\$17,117	\$37,563	\$1,750	\$56,430	\$191	\$298	\$0	\$489
		Ray	\$116,304	\$247,161	\$3,539	\$367,005	\$38,023	\$155,880	\$4,608	\$198,511	\$0	\$0	\$0	\$0
		<b>Circuit Total</b>	<b>\$164,236</b>	<b>\$754,607</b>	<b>\$3,586</b>	<b>\$922,429</b>	<b>\$55,140</b>	<b>\$193,443</b>	<b>\$6,357</b>	<b>\$254,941</b>	<b>\$191</b>	<b>\$298</b>	<b>\$0</b>	<b>\$489</b>
	9	Chariton	\$42,386	\$287,766	\$1,426	\$331,578	\$3,212	\$4,951	\$0	\$8,163	\$224	\$0	\$0	\$224
		Linn	\$84,815	\$412,780	\$1,590	\$499,185	\$54,618	\$58,626	\$0	\$113,244	\$1,643	\$0	\$0	\$1,643
		Sullivan	\$9,525	\$53,238	\$714	\$63,477	\$5,097	\$9,911	\$0	\$15,008	\$0	\$0	\$0	\$0
		<b>Circuit Total</b>	<b>\$136,725</b>	<b>\$753,784</b>	<b>\$3,730</b>	<b>\$894,240</b>	<b>\$62,928</b>	<b>\$73,488</b>	<b>\$0</b>	<b>\$136,416</b>	<b>\$1,866</b>	<b>\$0</b>	<b>\$0</b>	<b>\$1,866</b>
	10	Marion	\$182,334	\$363,732	\$90	\$546,156	\$90,265	\$67,122	\$2	\$157,389	\$1,563	\$50	\$0	\$1,613
		Monroe	\$28,773	\$101,483	\$1,865	\$132,121	\$11,372	\$62,450	\$150	\$73,972	\$245	\$0	\$0	\$245
		Ralls	\$36,370	\$472,076	\$0	\$508,446	\$24,331	\$486,161	\$0	\$510,493	\$997	\$1,118	\$0	\$2,114
		<b>Circuit Total</b>	<b>\$247,477</b>	<b>\$937,290</b>	<b>\$1,955</b>	<b>\$1,186,722</b>	<b>\$125,969</b>	<b>\$615,733</b>	<b>\$152</b>	<b>\$741,854</b>	<b>\$2,804</b>	<b>\$1,168</b>	<b>\$0</b>	<b>\$3,971</b>
	11	St. Charles	\$720,275	\$429,353	\$0	\$1,149,628	\$692,593	\$110,068	\$1	\$802,662	\$4,949	\$993	\$0	\$5,943
		<b>Circuit Total</b>	<b>\$720,275</b>	<b>\$429,353</b>	<b>\$0</b>	<b>\$1,149,628</b>	<b>\$692,593</b>	<b>\$110,068</b>	<b>\$1</b>	<b>\$802,662</b>	<b>\$4,949</b>	<b>\$993</b>	<b>\$0</b>	<b>\$5,943</b>
	12	Audrain	\$285,237	\$1,723,771	\$0	\$2,009,008	\$186,096	\$426,668	\$0	\$612,764	\$502	\$12	\$0	\$514
		Montgomery	\$115,908	\$1,018,400	\$1,011	\$1,135,319	\$53,834	\$41,890	\$596	\$96,320	\$135	\$0	\$0	\$0
		Warren	\$247,505	\$1,801,003	\$124,221	\$2,172,729	\$135,052	\$173,386	\$44	\$308,482	\$3,565	\$264	\$0	\$3,829
		<b>Circuit Total</b>	<b>\$648,651</b>	<b>\$4,543,173</b>	<b>\$125,232</b>	<b>\$5,317,056</b>	<b>\$374,982</b>	<b>\$641,944</b>	<b>\$639</b>	<b>\$1,017,565</b>	<b>\$4,067</b>	<b>\$276</b>	<b>\$0</b>	<b>\$4,343</b>
	13	Boone	\$423,912	\$707,366	\$34,336	\$1,165,614	\$497,755	\$240,925	\$813	\$739,493	\$10	\$25	\$0	\$35
		Callaway	\$135,022	\$71,275	\$0	\$206,297	\$147,524	\$29,398	\$0	\$176,922	\$0	\$0	\$0	\$0
		<b>Circuit Total</b>	<b>\$558,935</b>	<b>\$778,641</b>	<b>\$34,336</b>	<b>\$1,371,911</b>	<b>\$645,279</b>	<b>\$270,323</b>	<b>\$813</b>	<b>\$916,415</b>	<b>\$10</b>	<b>\$25</b>	<b>\$0</b>	<b>\$35</b>
	14	Howard	\$35,379	\$97,242	\$0	\$132,621	\$2,946	\$443	\$0	\$3,388	\$0	\$0	\$0	\$0
		Randolph	\$203,869	\$92,194	\$0	\$296,063	\$19,193	\$12,315	\$0	\$31,508	\$0	\$0	\$0	\$0
		<b>Circuit Total</b>	<b>\$239,248</b>	<b>\$189,436</b>	<b>\$0</b>	<b>\$428,683</b>	<b>\$22,139</b>	<b>\$12,757</b>	<b>\$0</b>	<b>\$34,896</b>	<b>\$0</b>	<b>\$0</b>	<b>\$0</b>	<b>\$0</b>
	15	Lafayette	\$381,775	\$1,786,010	\$91	\$2,167,877	\$267,404	\$59,483	\$0	\$326,887	\$1,681	\$162	\$0	\$1,843
		Saline	\$158,457	\$1,167,858	\$25	\$1,326,340	\$56,884	\$5,362	\$0	\$62,245	\$16	\$25	\$0	\$41
		<b>Circuit Total</b>	<b>\$540,232</b>	<b>\$2,953,868</b>	<b>\$116</b>	<b>\$3,494,217</b>	<b>\$324,287</b>	<b>\$64,845</b>	<b>\$0</b>	<b>\$389,132</b>	<b>\$1,697</b>	<b>\$187</b>	<b>\$0</b>	<b>\$1,884</b>
	16	Jackson	\$3,983,098	\$814,713	\$3,371	\$4,801,182	\$942,096	\$177,925	\$1,416	\$1,121,437	\$2,299	\$425	\$0	\$2,724
		<b>Circuit Total</b>	<b>\$3,983,098</b>	<b>\$814,713</b>	<b>\$3,371</b>	<b>\$4,801,182</b>	<b>\$942,096</b>	<b>\$177,925</b>	<b>\$1,416</b>	<b>\$1,121,437</b>	<b>\$2,299</b>	<b>\$425</b>	<b>\$0</b>	<b>\$2,724</b>
	17	Cass	\$465,552	\$3,888,832	\$255	\$4,354,639	\$89,169	\$65,553	\$2,178	\$156,900	\$0	\$0	\$0	\$0
		Johnson	\$331,358	\$1,997,093	\$0	\$2,328,451	\$51,253	\$1,191	\$0	\$52,444	\$212	\$0	\$0	\$212
		<b>Circuit Total</b>	<b>\$796,910</b>	<b>\$5,885,925</b>	<b>\$255</b>	<b>\$6,683,090</b>	<b>\$140,422</b>	<b>\$66,744</b>	<b>\$2,178</b>	<b>\$209,343</b>	<b>\$212</b>	<b>\$0</b>	<b>\$0</b>	<b>\$212</b>
	18	Cooper	\$181,743	\$552,593	\$0	\$734,336	\$70,948	\$40,104	\$3	\$111,055	\$195	\$25	\$0	\$220
		Pettis	\$483,711	\$2,047,093	\$241	\$2,531,045	\$169,659	\$150,149	\$567	\$320,374	\$115	\$27	\$0	\$142
		<b>Circuit Total</b>	<b>\$665,454</b>	<b>\$2,599,686</b>	<b>\$241</b>	<b>\$3,265,381</b>	<b>\$240,607</b>	<b>\$190,253</b>	<b>\$570</b>	<b>\$431,430</b>	<b>\$310</b>	<b>\$52</b>	<b>\$0</b>	<b>\$362</b>
	19	Cole	\$632,965	\$4,918,297	\$0	\$5,551,263	\$986,189	\$1,118,055	\$7	\$2,104,251	\$921	\$488	\$0	\$1,409
		<b>Circuit Total</b>	<b>\$632,965</b>	<b>\$4,918,297</b>	<b>\$0</b>	<b>\$5,551,263</b>	<b>\$986,189</b>	<b>\$1,118,055</b>	<b>\$7</b>	<b>\$2,104,251</b>	<b>\$921</b>	<b>\$488</b>	<b>\$0</b>	<b>\$1,409</b>
	20	Franklin	\$556,758	\$4,626,759	\$1,215	\$5,184,732	\$205,739	\$93,342	\$2	\$299,083	\$0	\$0	\$0	\$0
		Gasconade	\$71,754	\$531,780	\$883	\$604,418	\$32,922	\$56,135	\$0	\$89,057	\$0	\$0	\$0	\$0
		Osage	\$36,246	\$209,084	\$0	\$245,330	\$13,713	\$9,327	\$0	\$23,039	\$437	\$238	\$0	\$674
		<b>Circuit Total</b>	<b>\$664,758</b>	<b>\$5,367,623</b>	<b>\$2,099</b>	<b>\$6,034,480</b>	<b>\$252,373</b>	<b>\$158,803</b>	<b>\$2</b>	<b>\$411,178</b>	<b>\$437</b>	<b>\$238</b>	<b>\$0</b>	<b>\$674</b>
	21	St. Louis County	\$3,009,506	\$192,688	\$989	\$3,203,184	\$917,623	\$126,292	\$484	\$1,044,399	\$420	\$79	\$0	\$499
		<b>Circuit Total</b>	<b>\$3,009,506</b>	<b>\$192,688</b>	<b>\$989</b>	<b>\$3,203,184</b>	<b>\$917,623</b>	<b>\$126,292</b>	<b>\$484</b>	<b>\$1,044,399</b>	<b>\$420</b>	<b>\$79</b>	<b>\$0</b>	<b>\$499</b>
	22	City of St. Louis	\$3,899,838	\$577,010	\$174,449	\$4,651,296	\$597,700	\$8,845	\$1,745	\$608,290	\$1,011	\$14	\$0	\$1,025
		<b>Circuit Total</b>	<b>\$3,899,838</b>	<b>\$577,010</b>	<b>\$174,449</b>	<b>\$4,651,296</b>	<b>\$597,700</b>	<b>\$8,845</b>	<b>\$1,745</b>	<b>\$608,290</b>	<b>\$1,011</b>	<b>\$14</b>	<b>\$0</b>	<b>\$1,025</b>
	23	Jefferson	\$934,823	\$5,242,087	\$371	\$6,177,281	\$1,118,849	\$195,693	\$1,854	\$1,316,395	\$225	\$12	\$0	\$237
		<b>Circuit Total</b>	<b>\$934,823</b>	<b>\$5,242,087</b>	<b>\$371</b>	<b>\$6,177,281</b>	<b>\$1,118,849</b>	<b>\$195,693</b>	<b>\$1,854</b>	<b>\$1,316,395</b>	<b>\$225</b>	<b>\$12</b>	<b>\$0</b>	<b>\$237</b>
	24	Madison	\$56,723	\$365,643	\$5,471	\$427,836	\$40,567	\$13,183	\$0	\$53,751	\$0	\$0	\$0	\$0
		St. Francois	\$461,305	\$4,063,730	\$2,019	\$4,527,054	\$237,963	\$70,121	\$26	\$308,109	\$0	\$0	\$0	\$0
		Genevieve	\$141,955	\$708,258	\$544	\$850,758	\$27,877	\$12,923	\$282	\$41,081	\$59	\$27	\$0	\$86
		Washington	\$201,181	\$559,044	\$0	\$760,225	\$10,438	\$1,697	\$1	\$12,136	\$0	\$0	\$0	\$0
		<b>Circuit Total</b>	<b>\$861,164</b>	<b>\$5,696,675</b>	<b>\$8,034</b>	<b>\$6,565,873</b>	<b>\$316,845</b>	<b>\$97,924</b>	<b>\$308</b>	<b>\$415,077</b>	<b>\$59</b>	<b>\$27</b>	<b>\$0</b>	<b>\$86</b>



**Table 83**  
**Circuit Court - July 1, 2005 - June 30, 2012**  
**Accounts Receivable by Tier**

Cir	No.	County	Traffic				Municipal Court				Ordinance Violations			
			Tier 1	Tier 2	Other	Traffic Total	Tier 1	Tier 2	Other	Municipal Court Total	Tier 1	Tier 2	Other	Ordinance Total
	1	Clark	\$1,585	\$6	\$63	\$1,653	\$3,403	\$410	\$0	\$3,813	\$0	\$0	\$0	\$0
		Schulyer	\$604	\$75	\$0	\$679	\$292	\$183	\$0	\$475	\$0	\$0	\$0	\$0
		Scotland	\$495	\$0	\$0	\$495	\$679	\$307	\$0	\$985	\$0	\$0	\$0	\$0
		<b>Circuit Total</b>	<b>\$2,683</b>	<b>\$81</b>	<b>\$63</b>	<b>\$2,827</b>	<b>\$4,374</b>	<b>\$899</b>	<b>\$0</b>	<b>\$5,273</b>	<b>\$0</b>	<b>\$0</b>	<b>\$0</b>	<b>\$0</b>
	2	Adair	\$960	\$4	\$0	\$964	\$0	\$0	\$0	\$0	\$0	\$0	\$0	\$0
		Knox	\$0	\$0	\$0	\$0	\$0	\$0	\$0	\$0	\$0	\$0	\$0	\$0
		Lewis	\$3,097	\$114	\$0	\$3,211	\$266	\$0	\$0	\$266	\$0	\$0	\$0	\$0
		<b>Circuit Total</b>	<b>\$4,057</b>	<b>\$118</b>	<b>\$0</b>	<b>\$4,175</b>	<b>\$266</b>	<b>\$0</b>	<b>\$0</b>	<b>\$266</b>	<b>\$0</b>	<b>\$0</b>	<b>\$0</b>	<b>\$0</b>
	3	Grundy	\$5,585	\$478	\$0	\$6,063	\$0	\$0	\$0	\$0	\$0	\$0	\$0	\$0
		Harrison	\$4,520	\$125	\$0	\$4,645	\$0	\$0	\$0	\$0	\$0	\$0	\$0	\$0
		Mercer	\$1,921	\$427	\$0	\$2,348	\$0	\$0	\$0	\$0	\$0	\$0	\$0	\$0
		Putnam	\$3,075	\$489	\$0	\$3,564	\$3,421	\$320	\$665	\$4,405	\$0	\$0	\$0	\$0
		<b>Circuit Total</b>	<b>\$15,100</b>	<b>\$1,519</b>	<b>\$0</b>	<b>\$16,619</b>	<b>\$3,421</b>	<b>\$320</b>	<b>\$665</b>	<b>\$4,405</b>	<b>\$0</b>	<b>\$0</b>	<b>\$0</b>	<b>\$0</b>
	4	Atchison	\$9,022	\$949	\$0	\$9,971	\$22,649	\$2,040	\$1,033	\$25,721	\$0	\$0	\$0	\$0
		Gentry	\$1,599	\$0	\$0	\$1,599	\$0	\$0	\$0	\$0	\$0	\$0	\$0	\$0
		Holt	\$4,043	\$0	\$0	\$4,043	\$1,448	\$25	\$0	\$1,473	\$0	\$0	\$0	\$0
		Nodaway	\$5,588	\$62	\$0	\$5,650	\$35,322	\$151	\$1,475	\$36,948	\$0	\$0	\$0	\$0
		Worth	\$740	\$0	\$0	\$740	\$0	\$0	\$0	\$0	\$0	\$0	\$0	\$0
		<b>Circuit Total</b>	<b>\$20,991</b>	<b>\$1,011</b>	<b>\$0</b>	<b>\$22,002</b>	<b>\$59,419</b>	<b>\$2,215</b>	<b>\$2,508</b>	<b>\$64,141</b>	<b>\$0</b>	<b>\$0</b>	<b>\$0</b>	<b>\$0</b>
	5	Andrew	\$49,991	\$14,075	\$0	\$64,066	\$56,919	\$17,845	\$1	\$74,765	\$0	\$0	\$0	\$0
		Buchanan	\$116,649	\$24,304	\$0	\$140,953	\$0	\$0	\$0	\$0	\$0	\$0	\$0	\$0
		<b>Circuit Total</b>	<b>\$166,640</b>	<b>\$38,379</b>	<b>\$0</b>	<b>\$205,020</b>	<b>\$56,919</b>	<b>\$17,845</b>	<b>\$1</b>	<b>\$74,765</b>	<b>\$0</b>	<b>\$0</b>	<b>\$0</b>	<b>\$0</b>
	6	Platte	\$20,397	\$1,823	\$0	\$22,219	\$2,127	\$202	\$74	\$2,403	\$0	\$0	\$0	\$0
		<b>Circuit Total</b>	<b>\$20,397</b>	<b>\$1,823</b>	<b>\$0</b>	<b>\$22,219</b>	<b>\$2,127</b>	<b>\$202</b>	<b>\$74</b>	<b>\$2,403</b>	<b>\$0</b>	<b>\$0</b>	<b>\$0</b>	<b>\$0</b>
	7	Clay	\$82,786	\$1,386	\$546	\$84,718	\$1,182	\$0	\$25	\$1,207	\$581	\$10	\$0	\$591
		<b>Circuit Total</b>	<b>\$82,786</b>	<b>\$1,386</b>	<b>\$546</b>	<b>\$84,718</b>	<b>\$1,182</b>	<b>\$0</b>	<b>\$25</b>	<b>\$1,207</b>	<b>\$581</b>	<b>\$10</b>	<b>\$0</b>	<b>\$591</b>
	8	Carroll	\$7,160	\$2,419	\$0	\$9,579	\$0	\$0	\$0	\$0	\$0	\$0	\$0	\$0
		Ray	\$10,318	\$7,610	\$0	\$17,928	\$1,486	\$766	\$0	\$2,252	\$0	\$0	\$0	\$0
		<b>Circuit Total</b>	<b>\$17,478</b>	<b>\$10,029</b>	<b>\$0</b>	<b>\$27,507</b>	<b>\$1,486</b>	<b>\$766</b>	<b>\$0</b>	<b>\$2,252</b>	<b>\$0</b>	<b>\$0</b>	<b>\$0</b>	<b>\$0</b>
	9	Chariton	\$2,459	\$0	\$0	\$2,459	\$0	\$0	\$0	\$0	\$100	\$0	\$0	\$100
		Linn	\$20,806	\$555	\$0	\$21,360	\$0	\$0	\$0	\$0	\$0	\$0	\$0	\$0
		Sullivan	\$2,867	\$282	\$0	\$3,149	\$2,772	\$1,872	\$0	\$4,644	\$0	\$0	\$0	\$0
		<b>Circuit Total</b>	<b>\$26,131</b>	<b>\$837</b>	<b>\$0</b>	<b>\$26,967</b>	<b>\$2,772</b>	<b>\$1,872</b>	<b>\$0</b>	<b>\$4,644</b>	<b>\$100</b>	<b>\$0</b>	<b>\$0</b>	<b>\$100</b>
	10	Marion	\$17,553	\$2,672	\$0	\$20,225	\$70,270	\$3,260	\$600	\$74,130	\$0	\$0	\$0	\$0
		Monroe	\$1,218	\$75	\$0	\$1,293	\$0	\$0	\$0	\$0	\$0	\$0	\$0	\$0
		Ralls	\$12,721	\$2,859	\$0	\$15,580	\$648	\$2,092	\$0	\$2,740	\$0	\$0	\$0	\$0
		<b>Circuit Total</b>	<b>\$31,491</b>	<b>\$5,606</b>	<b>\$0</b>	<b>\$37,097</b>	<b>\$70,918</b>	<b>\$5,352</b>	<b>\$600</b>	<b>\$76,870</b>	<b>\$0</b>	<b>\$0</b>	<b>\$0</b>	<b>\$0</b>
	11	St. Charles	\$399,302	\$55,594	\$0	\$454,896	\$0	\$0	\$0	\$0	\$60,422	\$5,058	\$16,665	\$82,145
		<b>Circuit Total</b>	<b>\$399,302</b>	<b>\$55,594</b>	<b>\$0</b>	<b>\$454,896</b>	<b>\$0</b>	<b>\$0</b>	<b>\$0</b>	<b>\$0</b>	<b>\$60,422</b>	<b>\$5,058</b>	<b>\$16,665</b>	<b>\$82,145</b>
	12	Audrain	\$12,627	\$492	\$0	\$13,118	\$5,026	\$46	\$389	\$5,461	\$0	\$0	\$0	\$0
		Montgomery	\$7,719	\$1,160	\$0	\$8,879	\$17,990	\$4,784	\$1,201	\$23,975	\$0	\$0	\$0	\$0
		Warren	\$109,307	\$21,153	\$4	\$130,463	\$151,780	\$29,060	\$0	\$180,840	\$0	\$0	\$0	\$0
		<b>Circuit Total</b>	<b>\$129,653</b>	<b>\$22,804</b>	<b>\$4</b>	<b>\$152,461</b>	<b>\$174,795</b>	<b>\$33,890</b>	<b>\$1,591</b>	<b>\$210,276</b>	<b>\$0</b>	<b>\$0</b>	<b>\$0</b>	<b>\$0</b>
	13	Boone	\$47,734	\$5,918	\$0	\$53,652	\$4,109	\$268	\$0	\$4,377	\$0	\$0	\$0	\$0
		Callaway	\$32,165	\$808	\$0	\$32,973	\$16,814	\$245	\$0	\$17,059	\$0	\$0	\$0	\$0
		<b>Circuit Total</b>	<b>\$79,899</b>	<b>\$6,726</b>	<b>\$0</b>	<b>\$86,624</b>	<b>\$20,924</b>	<b>\$513</b>	<b>\$0</b>	<b>\$21,437</b>	<b>\$0</b>	<b>\$0</b>	<b>\$0</b>	<b>\$0</b>
	14	Howard	\$0	\$0	\$0	\$0	\$5,064	\$0	\$0	\$5,064	\$0	\$0	\$0	\$0
		Randolph	\$1,527	\$328	\$0	\$1,855	\$19,880	\$198	\$486	\$20,564	\$0	\$0	\$0	\$0
		<b>Circuit Total</b>	<b>\$1,527</b>	<b>\$328</b>	<b>\$0</b>	<b>\$1,855</b>	<b>\$24,944</b>	<b>\$198</b>	<b>\$486</b>	<b>\$25,628</b>	<b>\$0</b>	<b>\$0</b>	<b>\$0</b>	<b>\$0</b>
	15	Lafayette	\$148,136	\$20,461	\$0	\$168,596	\$8,948	\$893	\$2,959	\$12,799	\$0	\$0	\$0	\$0
		Saline	\$12,604	\$75	\$0	\$12,679	\$0	\$0	\$0	\$0	\$0	\$0	\$0	\$0
		<b>Circuit Total</b>	<b>\$160,740</b>	<b>\$20,536</b>	<b>\$0</b>	<b>\$181,275</b>	<b>\$8,948</b>	<b>\$893</b>	<b>\$2,959</b>	<b>\$12,799</b>	<b>\$0</b>	<b>\$0</b>	<b>\$0</b>	<b>\$0</b>
	16	Jackson	\$170,787	\$30,647	\$0	\$201,434	\$12,069	\$422	\$0	\$12,491	\$3,145	\$2,525	\$0	\$5,669
		<b>Circuit Total</b>	<b>\$170,787</b>	<b>\$30,647</b>	<b>\$0</b>	<b>\$201,434</b>	<b>\$12,069</b>	<b>\$422</b>	<b>\$0</b>	<b>\$12,491</b>	<b>\$3,145</b>	<b>\$2,525</b>	<b>\$0</b>	<b>\$5,669</b>
	17	Cass	\$13,213	\$1,915	\$605	\$15,733	\$13,786	\$100	\$0	\$13,886	\$8,019	\$15,263	\$300	\$23,582
		Johnson	\$26,736	\$459	\$0	\$27,194	\$11,110	\$0	\$0	\$11,110	\$0	\$0	\$0	\$0
		<b>Circuit Total</b>	<b>\$39,949</b>	<b>\$2,374</b>	<b>\$605</b>	<b>\$42,927</b>	<b>\$24,896</b>	<b>\$100</b>	<b>\$0</b>	<b>\$24,996</b>	<b>\$8,019</b>	<b>\$15,263</b>	<b>\$300</b>	<b>\$23,582</b>
	18	Cooper	\$16,102	\$1,405	\$0	\$17,508	\$10,089	\$1,821	\$0	\$11,909	\$0	\$0	\$0	\$0
		Pettis	\$15,498	\$8,677	\$0	\$24,175	\$34,493	\$400	\$5,606	\$40,498	\$0	\$0	\$0	\$0
		<b>Circuit Total</b>	<b>\$31,600</b>	<b>\$10,082</b>	<b>\$0</b>	<b>\$41,682</b>	<b>\$44,581</b>	<b>\$2,221</b>	<b>\$5,606</b>	<b>\$52,408</b>	<b>\$0</b>	<b>\$0</b>	<b>\$0</b>	<b>\$0</b>
	19	Cole	\$152,025	\$44,188	\$4	\$196,216	\$163,296	\$76,494	\$27,970	\$267,759	\$1,143	\$205	\$0	\$1,348
		<b>Circuit Total</b>	<b>\$152,025</b>	<b>\$44,188</b>	<b>\$4</b>	<b>\$196,216</b>	<b>\$163,296</b>	<b>\$76,494</b>	<b>\$27,970</b>	<b>\$267,759</b>	<b>\$1,143</b>	<b>\$205</b>	<b>\$0</b>	<b>\$1,348</b>
	20	Franklin	\$84,474	\$8,146	\$0	\$92,620	\$111,386	\$23,832	\$2,060	\$137,277	\$0	\$0	\$0	\$0
		Gasconade	\$2,378	\$810	\$0	\$3,188	\$0	\$0	\$0	\$0	\$0	\$0	\$0	\$0
		Osage	\$1,849	\$274	\$0	\$2,123	\$819	\$775	\$0	\$1,594	\$0	\$0	\$0	\$0
		<b>Circuit Total</b>	<b>\$88,702</b>	<b>\$9,230</b>	<b>\$0</b>	<b>\$97,932</b>	<b>\$112,204</b>	<b>\$24,607</b>	<b>\$2,060</b>	<b>\$138,871</b>	<b>\$0</b>	<b>\$0</b>	<b>\$0</b>	<b>\$0</b>
	21	St. Louis County	\$940,751	\$140,865	\$101	\$1,081,717	\$276,761	\$2,002	\$987	\$279,749	\$0	\$0	\$0	\$0
		<b>Circuit Total</b>	<b>\$940,751</b>	<b>\$140,865</b>	<b>\$101</b>	<b>\$1,081,717</b>	<b>\$276,761</b>	<b>\$2,002</b>	<b>\$987</b>	<b>\$279,749</b>	<b>\$0</b>	<b>\$0</b>	<b>\$0</b>	<b>\$0</b>
	22	City of St. Louis	\$31,661	\$1,381	\$250	\$33,292	\$105	\$0	\$0	\$105	\$0	\$0	\$0	\$0
		<b>Circuit Total</b>	<b>\$31,661</b>	<b>\$1,381</b>	<b>\$250</b>	<b>\$33,292</b>	<b>\$105</b>	<b>\$0</b>	<b>\$0</b>	<b>\$105</b>	<b>\$0</b>	<b>\$0</b>	<b>\$0</b>	<b>\$0</b>
	23	Jefferson	\$332,713	\$65,744	\$21	\$398,477	\$726	\$37	\$30	\$793	\$0	\$0	\$0	\$0
		<b>Circuit Total</b>	<b>\$332,713</b>	<b>\$65,744</b>	<b>\$21</b>	<b>\$398,477</b>	<b>\$726</b>	<b>\$37</b>	<b>\$30</b>	<b>\$793</b>	<b>\$0</b>	<b>\$0</b>	<b>\$0</b>	<b>\$0</b>
	24	Madison	\$9,662	\$1,469	\$0	\$11,131	\$121	\$25	\$0	\$146	\$0	\$0	\$0	\$0
		St. Francois	\$76,434	\$10,912	\$0	\$87,346	\$0	\$0	\$0	\$0	\$0	\$0	\$0	\$0
		Ste. Genevieve	\$14,028	\$2,295	\$0	\$16,323	\$0	\$0	\$0	\$0	\$0	\$0	\$0	\$0
		Washington	\$5,979	\$1,389	\$0	\$7,367	\$0	\$0	\$0	\$0	\$0	\$0	\$0	\$0
		<b>Circuit Total</b>	<b>\$106,103</b>	<b>\$16,064</b>	<b>\$0</b>	<b>\$122,167</b>	<b>\$121</b>	<b>\$25</b>	<b>\$0</b>	<b>\$146</b>	<b>\$0</b>	<b>\$0</b>	<b>\$0</b>	<b>\$0</b>

Table 83

Circuit Court - July 1, 2005 - June 30, 2012

## Accounts Receivable by Tier

Cir.	No.	County	Felony				Misdemeanor				Conservation/Watercraft			
			Tier 1	Tier 2	Other	Felony Total	Tier 1	Tier 2	Other	Misdemeanor Total	Tier 1	Tier 2	Other	Cons / WC Total
	25	Maries	\$16,056	\$104,660	\$0	\$120,716	\$6,266	\$4,287	\$0	\$10,553	\$132	\$2	\$0	\$134
		Phelps	\$347,860	\$6,114,879	\$0	\$6,462,739	\$150,611	\$236,734	\$600	\$387,945	\$0	\$0	\$0	\$0
		Pulaski	\$299,592	\$2,925,324	\$17	\$3,224,934	\$98,736	\$129,872	\$4	\$228,612	\$1,062	\$166	\$0	\$1,228
		Texas	\$178,735	\$1,818,745	\$0	\$1,997,479	\$92,415	\$323,043	\$0	\$415,458	\$897	\$175	\$0	\$1,072
		<b>Circuit Total</b>	<b>\$842,243</b>	<b>\$10,963,608</b>	<b>\$17</b>	<b>\$11,805,868</b>	<b>\$348,028</b>	<b>\$693,936</b>	<b>\$604</b>	<b>\$1,042,568</b>	<b>\$2,091</b>	<b>\$343</b>	<b>\$0</b>	<b>\$2,434</b>
	26	Camden	\$357,391	\$3,562,111	\$475	\$3,919,977	\$210,513	\$299,339	\$0	\$509,852	\$3,571	\$505	\$0	\$4,076
		Laclede	\$280,403	\$6,607,132	\$1,081	\$6,888,616	\$173,150	\$1,670,774	\$794	\$1,844,718	\$841	\$2,346	\$0	\$3,187
		Miller	\$279,294	\$1,495,961	\$2	\$1,775,256	\$103,610	\$11,344	\$0	\$114,954	\$1,726	\$99	\$0	\$1,825
		Monteau	\$91,489	\$607,071	\$313	\$698,873	\$7,544	\$2,865	\$0	\$10,409	\$0	\$0	\$0	\$0
		Morgan	\$134,181	\$1,696,685	\$0	\$1,830,866	\$33,600	\$81,318	\$0	\$114,919	\$689	\$143	\$0	\$832
		<b>Circuit Total</b>	<b>\$1,142,758</b>	<b>\$13,968,960</b>	<b>\$1,871</b>	<b>\$15,113,589</b>	<b>\$528,417</b>	<b>\$2,065,641</b>	<b>\$794</b>	<b>\$2,594,852</b>	<b>\$6,826</b>	<b>\$3,094</b>	<b>\$0</b>	<b>\$9,919</b>
	27	Bates	\$172,866	\$908,675	\$1,936	\$1,083,477	\$195,816	\$51,490	\$4	\$247,309	\$5,094	\$0	\$0	\$5,094
		Henry	\$150,880	\$412,887	\$0	\$563,767	\$22,859	\$11,465	\$0	\$34,324	\$90	\$2	\$0	\$92
		St. Clair	\$64,359	\$593,155	\$0	\$657,514	\$2,656	\$1,365	\$0	\$4,021	\$0	\$0	\$0	\$0
		<b>Circuit Total</b>	<b>\$388,105</b>	<b>\$1,914,717</b>	<b>\$1,936</b>	<b>\$2,304,758</b>	<b>\$221,331</b>	<b>\$64,320</b>	<b>\$4</b>	<b>\$285,654</b>	<b>\$5,184</b>	<b>\$2</b>	<b>\$0</b>	<b>\$5,186</b>
	28	Barton	\$126,560	\$90,211	\$726	\$217,497	\$24,310	\$20,733	\$0	\$45,043	\$1,060	\$2,503	\$0	\$3,562
		Cedar	\$90,885	\$414,388	\$13,043	\$518,316	\$31,196	\$28,621	\$1,000	\$60,817	\$1,922	\$416	\$0	\$2,337
		Dade	\$36,838	\$195,615	\$100	\$232,553	\$10,702	\$11,811	\$510	\$23,023	\$3,164	\$0	\$0	\$3,164
		Vernon	\$242,097	\$832,951	\$1,920	\$1,076,967	\$309,795	\$228,534	\$682	\$539,011	\$9,393	\$1,318	\$0	\$10,710
		<b>Circuit Total</b>	<b>\$496,380</b>	<b>\$1,533,165</b>	<b>\$15,788</b>	<b>\$2,045,333</b>	<b>\$376,003</b>	<b>\$289,699</b>	<b>\$2,192</b>	<b>\$667,894</b>	<b>\$15,337</b>	<b>\$4,236</b>	<b>\$0</b>	<b>\$19,773</b>
	29	Jasper	\$1,234,846	\$8,335,835	\$335	\$9,571,016	\$213,643	\$47,665	\$48	\$261,357	\$0	\$0	\$0	\$0
		<b>Circuit Total</b>	<b>\$1,234,846</b>	<b>\$8,335,835</b>	<b>\$335</b>	<b>\$9,571,016</b>	<b>\$213,643</b>	<b>\$47,665</b>	<b>\$48</b>	<b>\$261,357</b>	<b>\$0</b>	<b>\$0</b>	<b>\$0</b>	<b>\$0</b>
	30	Benton	\$109,240	\$670,655	\$120	\$780,015	\$113,077	\$50,188	\$992	\$164,257	\$863	\$360	\$0	\$1,223
		Dallas	\$68,687	\$531,446	\$494	\$600,627	\$47,410	\$114,349	\$1,750	\$163,509	\$681	\$840	\$0	\$1,521
		Hickory	\$45,036	\$431,679	\$0	\$476,714	\$9,646	\$34,942	\$0	\$44,588	\$719	\$269	\$0	\$988
		Polk	\$160,783	\$1,895,687	\$3,899	\$2,060,370	\$65,351	\$118,799	\$107	\$184,257	\$420	\$100	\$0	\$520
		Webster	\$164,378	\$760,764	\$410	\$925,552	\$62,559	\$71,660	\$0	\$134,219	\$768	\$10	\$0	\$778
		<b>Circuit Total</b>	<b>\$548,123</b>	<b>\$4,290,231</b>	<b>\$4,923</b>	<b>\$4,843,277</b>	<b>\$298,043</b>	<b>\$389,938</b>	<b>\$2,848</b>	<b>\$690,830</b>	<b>\$3,451</b>	<b>\$1,579</b>	<b>\$0</b>	<b>\$5,030</b>
	31	Greene	\$2,061,904	\$790,699	\$57,165	\$2,909,768	\$1,299,981	\$427,810	\$29	\$1,727,820	\$142	\$37	\$0	\$179
		<b>Circuit Total</b>	<b>\$2,061,904</b>	<b>\$790,699</b>	<b>\$57,165</b>	<b>\$2,909,768</b>	<b>\$1,299,981</b>	<b>\$427,810</b>	<b>\$29</b>	<b>\$1,727,820</b>	<b>\$142</b>	<b>\$37</b>	<b>\$0</b>	<b>\$179</b>
	32	Bollinger	\$58,143	\$251,184	\$3	\$309,330	\$24,903	\$9,780	\$325	\$35,008	\$1,514	\$67	\$0	\$1,580
		Cape Girardeau	\$264,468	\$1,252,898	\$0	\$1,517,367	\$233,859	\$1,685,332	\$0	\$1,919,190	\$0	\$0	\$0	\$0
		Perry	\$157,039	\$816,140	\$144	\$973,323	\$178,361	\$27,435	\$0	\$205,796	\$1,001	\$106	\$0	\$1,107
		<b>Circuit Total</b>	<b>\$479,650</b>	<b>\$2,320,223</b>	<b>\$147</b>	<b>\$2,800,020</b>	<b>\$437,123</b>	<b>\$1,722,546</b>	<b>\$325</b>	<b>\$2,159,994</b>	<b>\$2,514</b>	<b>\$173</b>	<b>\$0</b>	<b>\$2,687</b>
	33	Mississippi	\$260,102	\$1,493,540	\$2,309	\$1,755,952	\$221,494	\$108,875	\$0	\$330,369	\$1,910	\$68	\$0	\$1,978
		Scott	\$637,680	\$3,346,645	\$1,573	\$3,985,898	\$228,768	\$193,890	\$912	\$423,569	\$0	\$0	\$0	\$0
		<b>Circuit Total</b>	<b>\$897,782</b>	<b>\$4,840,186</b>	<b>\$3,882</b>	<b>\$5,741,850</b>	<b>\$450,262</b>	<b>\$302,765</b>	<b>\$912</b>	<b>\$753,938</b>	<b>\$1,910</b>	<b>\$68</b>	<b>\$0</b>	<b>\$1,978</b>
	34	New Madrid	\$140,385	\$374,157	\$6	\$514,548	\$13,226	\$3,974	\$1	\$17,200	\$0	\$0	\$0	\$0
		Pemiscot	\$183,741	\$650,247	\$0	\$833,989	\$45,033	\$57,153	\$23	\$102,209	\$130	\$31	\$0	\$161
		<b>Circuit Total</b>	<b>\$324,126</b>	<b>\$1,024,404</b>	<b>\$6</b>	<b>\$1,348,536</b>	<b>\$58,259</b>	<b>\$61,127</b>	<b>\$23</b>	<b>\$119,409</b>	<b>\$130</b>	<b>\$31</b>	<b>\$0</b>	<b>\$161</b>
	35	Dunklin	\$352,277	\$55,744	\$200	\$408,222	\$65,408	\$15,813	\$4	\$81,224	\$148	\$0	\$0	\$148
		Stoddard	\$201,080	\$2,223	\$0	\$203,302	\$12,452	\$5,936	\$0	\$18,388	\$0	\$0	\$0	\$0
		<b>Circuit Total</b>	<b>\$553,357</b>	<b>\$57,966</b>	<b>\$200</b>	<b>\$611,524</b>	<b>\$77,859</b>	<b>\$21,749</b>	<b>\$4</b>	<b>\$99,611</b>	<b>\$148</b>	<b>\$0</b>	<b>\$0</b>	<b>\$148</b>
	36	Butler	\$150,224	\$1,517,698	\$40	\$1,667,963	\$59,028	\$83,352	\$380	\$142,760	\$102	\$26	\$0	\$127
		Ripley	\$48,070	\$335,043	\$0	\$383,112	\$35,429	\$89,955	\$0	\$125,384	\$633	\$25	\$0	\$658
		<b>Circuit Total</b>	<b>\$198,294</b>	<b>\$1,852,741</b>	<b>\$40</b>	<b>\$2,051,075</b>	<b>\$94,458</b>	<b>\$173,307</b>	<b>\$380</b>	<b>\$268,145</b>	<b>\$735</b>	<b>\$51</b>	<b>\$0</b>	<b>\$785</b>
	37	Carter	\$19,295	\$35,030	\$2,340	\$56,666	\$20,219	\$28,952	\$4,475	\$53,646	\$5,419	\$4,468	\$100	\$9,987
		Howell	\$218,536	\$2,320,875	\$0	\$2,539,412	\$150,771	\$118,763	\$261	\$269,794	\$0	\$0	\$0	\$0
		Oregon	\$58,981	\$68,131	\$0	\$127,112	\$20,871	\$11,018	\$0	\$31,889	\$612	\$54	\$0	\$666
		Shannon	\$50,670	\$248,826	\$1,922	\$301,417	\$254,940	\$96,947	\$0	\$351,887	\$4,956	\$1,470	\$0	\$6,426
		<b>Circuit Total</b>	<b>\$347,483</b>	<b>\$2,672,862</b>	<b>\$4,262</b>	<b>\$3,024,607</b>	<b>\$446,802</b>	<b>\$255,679</b>	<b>\$4,735</b>	<b>\$707,217</b>	<b>\$10,987</b>	<b>\$5,992</b>	<b>\$100</b>	<b>\$17,078</b>
	38	Christian	\$414,585	\$48,509	\$6,614	\$469,708	\$68,979	\$4,513	\$0	\$73,492	\$205	\$0	\$0	\$205
		Taney	\$384,098	\$78,022	\$3,154	\$465,274	\$255,804	\$56,642	\$1,500	\$313,946	\$694	\$2	\$0	\$696
		<b>Circuit Total</b>	<b>\$798,684</b>	<b>\$126,531</b>	<b>\$9,768</b>	<b>\$934,983</b>	<b>\$324,783</b>	<b>\$61,155</b>	<b>\$1,500</b>	<b>\$387,438</b>	<b>\$899</b>	<b>\$2</b>	<b>\$0</b>	<b>\$901</b>
	39	Barry	\$363,273	\$3,002,242	\$10,480	\$3,375,995	\$139,429	\$123,225	\$0	\$262,654	\$2,597	\$356	\$0	\$2,953
		Lawrence	\$324,240	\$1,423,494	\$1,801	\$1,749,536	\$105,930	\$57,857	\$0	\$163,787	\$0	\$0	\$0	\$0
		Stone	\$275,848	\$2,114,636	\$9,055	\$2,399,538	\$167,704	\$262,327	\$0	\$430,031	\$7,458	\$3,393	\$0	\$10,850
		<b>Circuit Total</b>	<b>\$963,360</b>	<b>\$6,540,372</b>	<b>\$21,336</b>	<b>\$7,525,068</b>	<b>\$413,063</b>	<b>\$443,410</b>	<b>\$0</b>	<b>\$856,472</b>	<b>\$10,054</b>	<b>\$3,749</b>	<b>\$0</b>	<b>\$13,803</b>
	40	McDonald	\$183,427	\$279,633	\$0	\$463,060	\$283,615	\$42,835	\$0	\$326,450	\$5,357	\$860	\$0	\$6,216
		Newton	\$333,089	\$1,511,320	\$6	\$1,844,414	\$114,270	\$14,767	\$0	\$129,037	\$574	\$75	\$0	\$649
		<b>Circuit Total</b>	<b>\$516,516</b>	<b>\$1,790,953</b>	<b>\$6</b>	<b>\$2,307,475</b>	<b>\$397,885</b>	<b>\$57,602</b>	<b>\$0</b>	<b>\$455,488</b>	<b>\$5,930</b>	<b>\$935</b>	<b>\$0</b>	<b>\$6,865</b>
	41	Macon	\$95,502	\$553,446	\$3,455	\$652,403	\$40,025	\$53,269	\$0	\$93,293	\$0	\$0	\$0	\$0
		Shelby	\$33,419	\$251,277	\$12,829	\$297,524	\$21,133	\$45,962	\$964	\$68,059	\$1,310	\$56	\$0	\$1,366
		<b>Circuit Total</b>	<b>\$128,921</b>	<b>\$804,722</b>	<b>\$16,284</b>	<b>\$949,927</b>	<b>\$61,158</b>	<b>\$99,230</b>	<b>\$964</b>	<b>\$161,352</b>	<b>\$1,310</b>	<b>\$56</b>	<b>\$0</b>	<b>\$1,366</b>
	42	Crawford	\$270,625	\$2,769,706	\$150	\$3,040,481	\$46,435	\$169,755	\$0	\$216,189	\$372	\$33	\$0	\$405
		Dent	\$84,733	\$394,689	\$0	\$479,422	\$32,045	\$35,719	\$60	\$67,824	\$90	\$2	\$0	\$92
		Iron	\$60,963	\$472,080	\$25,705	\$558,747	\$13,859	\$31,940	\$68	\$45,866	\$324	\$56	\$95	\$475
		Reynolds	\$29,664	\$169,959	\$0	\$199,622	\$6,140	\$6,676	\$0	\$12,816	\$0	\$0	\$0	\$0
		Wayne	\$120,274	\$263,884	\$1	\$384,159	\$46,287	\$94,763	\$0	\$141,050	\$534	\$180	\$0	\$714
		<b>Circuit Total</b>	<b>\$566,259</b>	<b>\$4,070,317</b>	<b>\$25,856</b>	<b>\$4,662,432</b>	<b>\$144,766</b>	<b>\$338,852</b>	<b>\$128</b>	<b>\$483,746</b>	<b>\$1,319</b>	<b>\$271</b>	<b>\$95</b>	<b>\$1,685</b>
	43	Caldwell	\$62,490	\$1,141,257	\$0	\$1,203,747	\$25,335	\$247,871	\$0	\$273,206	\$0	\$0	\$0	\$0
		Clinton	\$76,466	\$1,042,513	\$0	\$1,118,979	\$23,706	\$25,034	\$0	\$48,740	\$155	\$0	\$0	\$155
		Davies	\$86,389	\$1,064,296	\$0	\$1,150,686	\$31,532	\$276,449	\$0	\$307,981	\$290	\$542	\$0	\$832
		DeKalb	\$126,092	\$1,635,322	\$0	\$1,761,414	\$109,273	\$654,133	\$0	\$763,405	\$629	\$1,288	\$0	\$1,916
		Livingston	\$108,847	\$1,599,578	\$9,305	\$1,717,729	\$31,669	\$157,100	\$365	\$189,133	\$684	\$162	\$0	\$846
		<b>Circuit Total</b>	<b>\$460,284</b>	<b>\$6,482,966</b>	<b>\$9,305</b>	<b>\$6,952,554</b>	<b>\$221,414</b>	<b>\$1,360,586</b>	<b>\$365</b>	<b>\$1,582,465</b>	<b>\$1,757</b>	<b>\$1,992</b>	<b>\$0</b>	<b>\$3,748</b>
	44	Douglas	\$58,037	\$377,204	\$27,099	\$462,340	\$20,611	\$17,307	\$26	\$37,944	\$754	\$54	\$0	\$808
		Ozark	\$37,177	\$107,344	\$2,315	\$146,836	\$30,800	\$39,264	\$0	\$70,064	\$90	\$105	\$0	\$195
		Wright	\$89,17											

Table 83

Circuit Court - July 1, 2005 - June 30, 2012

Accounts Receivable by Tier

Cir No.	County	Traffic				Municipal Court				Ordinance Violations			
		Tier 1	Tier 2	Other	Traffic Total	Tier 1	Tier 2	Other	Municipal Court Total	Tier 1	Tier 2	Other	Ordinance Total
25	Maries	\$1,406	\$74	\$5	\$1,485	\$290	\$514	\$0	\$804	\$0	\$0	\$0	\$0
	Phelps	\$22,332	\$4,075	\$0	\$26,407	\$72,961	\$19,413	\$10,279	\$102,652	\$0	\$0	\$0	\$0
	Pulaski	\$44,386	\$4,674	\$8	\$49,068	\$11,384	\$423	\$231	\$12,037	\$0	\$0	\$0	\$0
	Texas	\$8,267	\$3,023	\$0	\$11,289	\$0	\$0	\$0	\$0	\$0	\$0	\$0	\$0
	<b>Circuit Total</b>	<b>\$76,391</b>	<b>\$11,845</b>	<b>\$13</b>	<b>\$88,248</b>	<b>\$84,634</b>	<b>\$20,349</b>	<b>\$10,509</b>	<b>\$115,493</b>	<b>\$0</b>	<b>\$0</b>	<b>\$0</b>	<b>\$0</b>
26	Camden	\$1,396	\$170	\$0	\$1,566	\$19,175	\$685	\$0	\$19,860	\$0	\$0	\$0	\$0
	Laclede	\$25,957	\$23,815	\$85	\$49,857	\$91,695	\$391,978	\$740	\$484,413	\$0	\$0	\$0	\$0
	Miller	\$26,482	\$3,257	\$0	\$29,739	\$20,737	\$1,402	\$1,133	\$23,273	\$0	\$0	\$0	\$0
	Moniteau	\$2,387	\$200	\$0	\$2,587	\$0	\$0	\$0	\$0	\$0	\$0	\$0	\$0
	Morgan	\$6,391	\$4,611	\$0	\$11,002	\$0	\$0	\$0	\$0	\$0	\$0	\$0	\$0
	<b>Circuit Total</b>	<b>\$62,613</b>	<b>\$32,053</b>	<b>\$85</b>	<b>\$94,750</b>	<b>\$131,608</b>	<b>\$394,065</b>	<b>\$1,873</b>	<b>\$527,546</b>	<b>\$0</b>	<b>\$0</b>	<b>\$0</b>	<b>\$0</b>
27	Bates	\$101,023	\$2,776	\$45	\$103,844	\$0	\$0	\$0	\$0	\$0	\$0	\$0	\$0
	Henry	\$5,575	\$840	\$0	\$6,415	\$6,178	\$590	\$0	\$6,768	\$0	\$0	\$0	\$0
	St. Clair	\$1,907	\$20	\$0	\$1,927	\$1,447	\$41	\$0	\$1,488	\$0	\$0	\$0	\$0
	<b>Circuit Total</b>	<b>\$108,505</b>	<b>\$3,636</b>	<b>\$45</b>	<b>\$112,186</b>	<b>\$7,625</b>	<b>\$631</b>	<b>\$0</b>	<b>\$8,256</b>	<b>\$0</b>	<b>\$0</b>	<b>\$0</b>	<b>\$0</b>
28	Barton	\$9,920	\$2,066	\$0	\$11,986	\$830	\$150	\$0	\$980	\$0	\$0	\$0	\$0
	Cedar	\$4,947	\$1,305	\$1	\$6,253	\$1,516	\$439	\$296	\$2,251	\$0	\$0	\$0	\$0
	Dade	\$1,477	\$220	\$0	\$1,697	\$854	\$75	\$0	\$929	\$0	\$0	\$0	\$0
	Vernon	\$19,390	\$2,589	\$0	\$21,979	\$5,158	\$350	\$0	\$5,508	\$0	\$0	\$0	\$0
	<b>Circuit Total</b>	<b>\$35,733</b>	<b>\$6,180</b>	<b>\$1</b>	<b>\$41,915</b>	<b>\$8,357</b>	<b>\$1,015</b>	<b>\$296</b>	<b>\$9,668</b>	<b>\$0</b>	<b>\$0</b>	<b>\$0</b>	<b>\$0</b>
29	Jasper	\$13,048	\$824	\$0	\$13,872	\$32,427	\$3,415	\$4,669	\$40,511	\$0	\$0	\$0	\$0
	<b>Circuit Total</b>	<b>\$13,048</b>	<b>\$824</b>	<b>\$0</b>	<b>\$13,872</b>	<b>\$32,427</b>	<b>\$3,415</b>	<b>\$4,669</b>	<b>\$40,511</b>	<b>\$0</b>	<b>\$0</b>	<b>\$0</b>	<b>\$0</b>
30	Benton	\$7,341	\$1,438	\$59	\$8,837	\$13,325	\$4,885	\$830	\$19,040	\$0	\$0	\$0	\$0
	Dallas	\$11,866	\$4,776	\$0	\$16,642	\$5,237	\$10,095	\$0	\$15,332	\$0	\$0	\$0	\$0
	Hickory	\$404	\$724	\$0	\$1,128	\$0	\$0	\$0	\$0	\$0	\$0	\$0	\$0
	Polk	\$35,271	\$16,040	\$46	\$51,358	\$0	\$0	\$0	\$0	\$0	\$0	\$0	\$0
	Webster	\$11,001	\$1,201	\$0	\$12,201	\$35,087	\$215	\$1,037	\$36,338	\$0	\$0	\$0	\$0
	<b>Circuit Total</b>	<b>\$65,882</b>	<b>\$24,178</b>	<b>\$105</b>	<b>\$90,166</b>	<b>\$53,649</b>	<b>\$15,195</b>	<b>\$1,867</b>	<b>\$70,710</b>	<b>\$0</b>	<b>\$0</b>	<b>\$0</b>	<b>\$0</b>
31	Greene	\$146,753	\$39,417	\$254	\$186,424	\$29,113	\$909	\$1,031	\$31,052	\$0	\$0	\$0	\$0
	<b>Circuit Total</b>	<b>\$146,753</b>	<b>\$39,417</b>	<b>\$254</b>	<b>\$186,424</b>	<b>\$29,113</b>	<b>\$909</b>	<b>\$1,031</b>	<b>\$31,052</b>	<b>\$0</b>	<b>\$0</b>	<b>\$0</b>	<b>\$0</b>
32	Bollinger	\$1,267	\$114	\$0	\$1,381	\$7,627	\$736	\$0	\$8,362	\$0	\$0	\$0	\$0
	Cape Girardeau	\$24,961	\$2,947	\$0	\$27,907	\$427	\$788	\$0	\$1,215	\$0	\$0	\$0	\$0
	Perry	\$22,315	\$2,556	\$0	\$24,870	\$0	\$0	\$0	\$0	\$0	\$0	\$0	\$0
	<b>Circuit Total</b>	<b>\$48,542</b>	<b>\$5,616</b>	<b>\$0</b>	<b>\$54,158</b>	<b>\$8,054</b>	<b>\$1,523</b>	<b>\$0</b>	<b>\$9,577</b>	<b>\$0</b>	<b>\$0</b>	<b>\$0</b>	<b>\$0</b>
33	Mississippi	\$17,801	\$541	\$0	\$18,342	\$5,661	\$315	\$0	\$5,976	\$0	\$0	\$0	\$0
	Scott	\$49,210	\$8,540	\$0	\$57,750	\$8,643	\$767	\$0	\$9,410	\$0	\$0	\$0	\$0
	<b>Circuit Total</b>	<b>\$67,011</b>	<b>\$9,081</b>	<b>\$0</b>	<b>\$76,092</b>	<b>\$14,303</b>	<b>\$1,082</b>	<b>\$0</b>	<b>\$15,385</b>	<b>\$0</b>	<b>\$0</b>	<b>\$0</b>	<b>\$0</b>
34	New Madrid	\$160	\$0	\$0	\$160	\$119,696	\$11,953	\$2,404	\$134,053	\$0	\$0	\$0	\$0
	Pemiscot	\$12,057	\$1,957	\$0	\$14,013	\$276,067	\$988	\$6,797	\$283,853	\$0	\$0	\$0	\$0
	<b>Circuit Total</b>	<b>\$12,217</b>	<b>\$1,957</b>	<b>\$0</b>	<b>\$14,173</b>	<b>\$395,763</b>	<b>\$12,941</b>	<b>\$9,202</b>	<b>\$417,906</b>	<b>\$0</b>	<b>\$0</b>	<b>\$0</b>	<b>\$0</b>
35	Dunklin	\$14,294	\$108	\$0	\$14,402	\$149,938	\$8,587	\$321	\$158,846	\$0	\$0	\$0	\$0
	Stoddard	\$4,075	\$2	\$0	\$4,077	\$677	\$0	\$0	\$677	\$0	\$0	\$0	\$0
	<b>Circuit Total</b>	<b>\$18,368</b>	<b>\$110</b>	<b>\$0</b>	<b>\$18,478</b>	<b>\$150,615</b>	<b>\$8,587</b>	<b>\$321</b>	<b>\$159,522</b>	<b>\$0</b>	<b>\$0</b>	<b>\$0</b>	<b>\$0</b>
36	Butler	\$30,334	\$6,319	\$0	\$36,653	\$14,041	\$961	\$0	\$15,002	\$0	\$0	\$0	\$0
	Ripley	\$1,644	\$1,298	\$0	\$2,942	\$13,736	\$12,260	\$133	\$26,129	\$0	\$0	\$0	\$0
	<b>Circuit Total</b>	<b>\$31,978</b>	<b>\$7,617</b>	<b>\$0</b>	<b>\$39,595</b>	<b>\$27,777</b>	<b>\$13,221</b>	<b>\$133</b>	<b>\$41,131</b>	<b>\$0</b>	<b>\$0</b>	<b>\$0</b>	<b>\$0</b>
37	Carter	\$60,335	\$17,692	\$150	\$78,177	\$27,447	\$5,774	\$0	\$33,221	\$0	\$0	\$0	\$0
	Howell	\$35,265	\$7,935	\$0	\$43,201	\$0	\$0	\$0	\$0	\$0	\$0	\$0	\$0
	Oregon	\$4,869	\$745	\$0	\$5,614	\$3,723	\$3,014	\$0	\$6,736	\$0	\$0	\$0	\$0
	Shannon	\$22,298	\$4,934	\$0	\$27,232	\$125,888	\$25,105	\$0	\$150,993	\$0	\$0	\$0	\$0
	<b>Circuit Total</b>	<b>\$122,767</b>	<b>\$31,306</b>	<b>\$150</b>	<b>\$154,224</b>	<b>\$157,058</b>	<b>\$33,892</b>	<b>\$0</b>	<b>\$190,950</b>	<b>\$0</b>	<b>\$0</b>	<b>\$0</b>	<b>\$0</b>
38	Christian	\$3,114	\$329	\$0	\$3,443	\$55,443	\$1,386	\$513	\$57,342	\$50	\$0	\$0	\$50
	Taney	\$20,423	\$20	\$0	\$20,443	\$0	\$0	\$0	\$0	\$0	\$0	\$0	\$0
	<b>Circuit Total</b>	<b>\$23,537</b>	<b>\$349</b>	<b>\$0</b>	<b>\$23,886</b>	<b>\$55,443</b>	<b>\$1,386</b>	<b>\$513</b>	<b>\$57,342</b>	<b>\$50</b>	<b>\$0</b>	<b>\$0</b>	<b>\$50</b>
39	Barry	\$87,645	\$20,357	\$0	\$108,002	\$82,199	\$13,903	\$2,227	\$98,330	\$0	\$0	\$0	\$0
	Lawrence	\$10,676	\$3,980	\$0	\$14,656	\$85,602	\$34,653	\$4,924	\$125,179	\$263	\$0	\$0	\$263
	Stone	\$39,612	\$9,608	\$0	\$49,220	\$22,193	\$2,755	\$1,663	\$26,610	\$0	\$0	\$0	\$0
	<b>Circuit Total</b>	<b>\$137,932</b>	<b>\$33,946</b>	<b>\$0</b>	<b>\$171,878</b>	<b>\$189,995</b>	<b>\$51,310</b>	<b>\$8,814</b>	<b>\$250,119</b>	<b>\$263</b>	<b>\$0</b>	<b>\$0</b>	<b>\$263</b>
40	McDonald	\$48,883	\$8,448	\$0	\$57,331	\$177,963	\$2,585	\$1,801	\$182,349	\$3,551	\$418	\$0	\$3,969
	Newton	\$89,666	\$2,669	\$0	\$92,335	\$146,030	\$17,650	\$1,564	\$165,244	\$3,551	\$418	\$0	\$3,969
	<b>Circuit Total</b>	<b>\$138,549</b>	<b>\$11,117</b>	<b>\$0</b>	<b>\$149,666</b>	<b>\$323,993</b>	<b>\$20,235</b>	<b>\$3,365</b>	<b>\$347,593</b>	<b>\$3,551</b>	<b>\$418</b>	<b>\$0</b>	<b>\$3,969</b>
41	Macon	\$4,788	\$1,408	\$0	\$6,196	\$22,582	\$3,899	\$5,758	\$32,238	\$0	\$0	\$0	\$0
	Shelby	\$4,809	\$968	\$0	\$5,777	\$61	\$25	\$0	\$86	\$0	\$0	\$0	\$0
	<b>Circuit Total</b>	<b>\$9,597</b>	<b>\$2,376</b>	<b>\$0</b>	<b>\$11,973</b>	<b>\$22,643</b>	<b>\$3,924</b>	<b>\$5,758</b>	<b>\$32,324</b>	<b>\$0</b>	<b>\$0</b>	<b>\$0</b>	<b>\$0</b>
42	Crawford	\$10,280	\$3,297	\$0	\$13,577	\$18,136	\$450	\$2,328	\$20,914	\$0	\$0	\$0	\$0
	Dent	\$7,439	\$448	\$0	\$7,887	\$15,335	\$5,199	\$86	\$20,619	\$0	\$0	\$0	\$0
	Iron	\$7,206	\$2,676	\$150	\$10,032	\$0	\$0	\$0	\$0	\$0	\$0	\$0	\$0
	Reynolds	\$0	\$0	\$0	\$0	\$0	\$0	\$0	\$0	\$0	\$0	\$0	\$0
	Wayne	\$20,754	\$14,563	\$0	\$35,317	\$7,914	\$274	\$1,119	\$9,307	\$0	\$0	\$0	\$0
	<b>Circuit Total</b>	<b>\$45,679</b>	<b>\$20,984</b>	<b>\$150</b>	<b>\$66,813</b>	<b>\$41,384</b>	<b>\$5,923</b>	<b>\$3,533</b>	<b>\$50,839</b>	<b>\$0</b>	<b>\$0</b>	<b>\$0</b>	<b>\$0</b>
43	Caldwell	\$3,789	\$6,024	\$0	\$9,813	\$67	\$70	\$0	\$137	\$0	\$0	\$0	\$0
	Clinton	\$8,708	\$75	\$0	\$8,783	\$1,090	\$270	\$671	\$2,031	\$0	\$0	\$0	\$0
	Daviess	\$3,715	\$1,967	\$0	\$5,682	\$1,626	\$5,958	\$0	\$7,584	\$0	\$0	\$0	\$0
	DeKalb	\$5,292	\$6,211	\$0	\$11,502	\$0	\$0	\$0	\$0	\$0	\$0	\$0	\$0
	Livingston	\$5,348	\$627	\$0	\$5,975	\$9,456	\$25,246	\$0	\$34,702	\$0	\$0	\$0	\$0
	<b>Circuit Total</b>	<b>\$26,851</b>	<b>\$14,903</b>	<b>\$0</b>	<b>\$41,754</b>	<b>\$12,238</b>	<b>\$31,545</b>	<b>\$671</b>	<b>\$44,453</b>	<b>\$0</b>	<b>\$0</b>	<b>\$0</b>	<b>\$0</b>
44	Douglas	\$1,964	\$1,589	\$0	\$3,553	\$0	\$0	\$0	\$0	\$0	\$0	\$0	\$0
	Ozark	\$1,996	\$137	\$0	\$2,133	\$963	\$100	\$0	\$1,063	\$0	\$0	\$0	\$0
	Wright	\$7,904	\$1,757	\$0	\$9,661	\$151	\$0	\$0	\$151	\$0	\$0	\$0	\$0
	<b>Circuit Total</b>	<b>\$11,864</b>	<b>\$3,483</b>	<b>\$0</b>	<b>\$15,347</b>	<b>\$1,114</b>	<b>\$100</b>	<b>\$0</b>	<b>\$1,214</b>	<b>\$0</b>	<b>\$0</b>	<b>\$0</b>	<b>\$0</b>
45	Lincoln	\$92,664	\$17,811	\$0	\$110,475	\$20,784	\$3,746	\$0	\$24,529	\$0	\$0	\$0	\$0
	Pike	\$23,647	\$4,932	\$0	\$28,579	\$53,241	\$6,855	\$1,102	\$61,199	\$0	\$0	\$0	\$0
	<b>Circuit Total</b>	<b>\$116,311</b>	<b>\$22,743</b>	<b>\$0</b>	<b>\$139,054</b>	<b>\$74,025</b>	<b>\$10,601</b>	<b>\$1,102</b>	<b>\$85,728</b>	<b>\$0</b>	<b>\$0</b>	<b>\$0</b>	<b>\$0</b>
<b>STATE TOTAL</b>		<b>\$4,373,292</b>	<b>\$771,070</b>	<b>\$2,395</b>	<b>\$5,146,757</b>	<b>\$2,889,068</b>	<b>\$802,720</b>	<b>\$99,213</b>	<b>\$3,791,000</b>	<b>\$77,273</b>	<b>\$23,479</b>	<b>\$16,965</b>	<b>\$117,716</b>

# Table 83

Circuit Court - July 1, 2005 - June 30, 2012

## Accounts Receivable by Tier

Cir.		Civil				Domestic Relations				Probate			
No.	County	Tier 1	Tier 2	Other	Civil Total	Tier 1	Tier 2	Other	Dom Rel Total	Tier 1	Tier 2	Other	Probate Total
1	Clark	\$269	\$748	\$393	\$1,410	\$4,003	\$9,111	\$2,957	\$16,072	\$599	\$2	\$0	\$601
	Schulyer	\$504	\$152	\$0	\$656	\$1,564	\$3,832	\$0	\$5,396	\$352	\$40	\$0	\$392
	Scotland	\$102	\$62	\$0	\$164	\$606	\$4,671	\$8,331	\$13,608	\$216	\$206	\$0	\$422
	<b>Circuit Total</b>	<b>\$875</b>	<b>\$962</b>	<b>\$393</b>	<b>\$2,230</b>	<b>\$6,173</b>	<b>\$17,614</b>	<b>\$11,288</b>	<b>\$35,075</b>	<b>\$1,167</b>	<b>\$248</b>	<b>\$0</b>	<b>\$1,415</b>
2	Adair	\$3,621	\$8	\$501	\$4,130	\$12,968	\$4,149	\$0	\$17,117	\$551	\$148	\$0	\$699
	Knox	\$0	\$0	\$0	\$0	\$0	\$1,875	\$0	\$1,875	\$0	\$0	\$0	\$0
	Lewis	\$225	\$7	\$0	\$231	\$1,078	\$3,468	\$9,347	\$13,893	\$249	\$0	\$0	\$249
	<b>Circuit Total</b>	<b>\$3,846</b>	<b>\$14</b>	<b>\$501</b>	<b>\$4,361</b>	<b>\$14,046</b>	<b>\$9,492</b>	<b>\$9,347</b>	<b>\$32,885</b>	<b>\$800</b>	<b>\$148</b>	<b>\$0</b>	<b>\$948</b>
3	Grundy	\$2,161	\$23	\$0	\$2,184	\$6,100	\$3,076	\$28	\$9,204	\$2,145	\$0	\$0	\$2,145
	Harrison	\$168	\$12	\$0	\$180	\$100	\$2	\$500	\$602	\$3,263	\$22	\$0	\$3,285
	Mercer	\$594	\$7	\$1,957	\$2,558	\$676	\$449	\$3	\$1,128	\$349	\$3	\$0	\$352
	Putnam	\$395	\$3,698	\$842	\$4,935	\$2,713	\$15,327	\$255	\$18,295	\$848	\$129	\$0	\$976
	<b>Circuit Total</b>	<b>\$3,318</b>	<b>\$3,740</b>	<b>\$2,799</b>	<b>\$9,857</b>	<b>\$9,589</b>	<b>\$18,855</b>	<b>\$786</b>	<b>\$29,230</b>	<b>\$6,605</b>	<b>\$153</b>	<b>\$0</b>	<b>\$6,758</b>
4	Atchison	\$699	\$82	\$584	\$1,365	\$2,429	\$4,157	\$43,779	\$50,366	\$745	\$23	\$0	\$768
	Gentry	\$3,697	\$206	\$2,000	\$5,903	\$2,513	\$1,820	\$4,285	\$8,618	\$608	\$75	\$0	\$683
	Holt	\$782	\$270	\$2,588	\$3,640	\$1,579	\$2,705	\$0	\$4,284	\$340	\$200	\$0	\$540
	Nodaway	\$2,730	\$250	\$795	\$3,775	\$4,424	\$20,359	\$31,288	\$56,071	\$1,431	\$0	\$0	\$1,431
	Worth	\$0	\$7	\$0	\$7	\$0	\$2,225	\$21,305	\$23,530	\$0	\$0	\$0	\$0
	<b>Circuit Total</b>	<b>\$7,907</b>	<b>\$815</b>	<b>\$5,968</b>	<b>\$14,690</b>	<b>\$10,945</b>	<b>\$31,266</b>	<b>\$100,657</b>	<b>\$142,869</b>	<b>\$3,124</b>	<b>\$298</b>	<b>\$0</b>	<b>\$3,422</b>
5	Andrew	\$1,011	\$141	\$15,649	\$16,801	\$5,378	\$40,284	\$17,052	\$62,714	\$2,021	\$103	\$0	\$2,124
	Buchanan	\$19,187	\$8,241	\$60,187	\$87,616	\$89,514	\$87,100	\$3,912	\$180,526	\$8,009	\$8,212	\$0	\$16,221
	<b>Circuit Total</b>	<b>\$20,198</b>	<b>\$8,382</b>	<b>\$75,836</b>	<b>\$104,417</b>	<b>\$94,892</b>	<b>\$127,384</b>	<b>\$20,964</b>	<b>\$243,240</b>	<b>\$10,030</b>	<b>\$8,314</b>	<b>\$0</b>	<b>\$18,344</b>
6	Platte	\$53,916	\$178	\$44	\$54,138	\$8,700	\$346	\$141	\$9,187	\$5,545	\$0	\$0	\$5,545
	<b>Circuit Total</b>	<b>\$53,916</b>	<b>\$178</b>	<b>\$44</b>	<b>\$54,138</b>	<b>\$8,700</b>	<b>\$346</b>	<b>\$141</b>	<b>\$9,187</b>	<b>\$5,545</b>	<b>\$0</b>	<b>\$0</b>	<b>\$5,545</b>
7	Clay	\$78,343	\$8,586	\$299	\$87,228	\$196,390	\$22,469	\$4,836	\$223,695	\$6,100	\$604	\$0	\$6,704
	<b>Circuit Total</b>	<b>\$78,343</b>	<b>\$8,586</b>	<b>\$299</b>	<b>\$87,228</b>	<b>\$196,390</b>	<b>\$22,469</b>	<b>\$4,836</b>	<b>\$223,695</b>	<b>\$6,100</b>	<b>\$604</b>	<b>\$0</b>	<b>\$6,704</b>
8	Carroll	\$3,164	\$0	\$0	\$3,164	\$3,300	\$0	\$0	\$3,300	\$614	\$1,825	\$0	\$2,439
	Ray	\$14,291	\$897	\$3,521	\$18,709	\$12,119	\$24,026	\$7,356	\$43,501	\$1,498	\$766	\$78	\$2,342
	<b>Circuit Total</b>	<b>\$17,455</b>	<b>\$897</b>	<b>\$3,521</b>	<b>\$21,873</b>	<b>\$15,419</b>	<b>\$24,026</b>	<b>\$7,356</b>	<b>\$46,801</b>	<b>\$2,112</b>	<b>\$2,591</b>	<b>\$78</b>	<b>\$4,781</b>
9	Chariton	\$760	\$0	\$0	\$760	\$2,673	\$2,994	\$6,231	\$11,897	\$113	\$194	\$0	\$307
	Linn	\$910	\$1,099	\$64	\$2,073	\$3,354	\$1,705	\$47	\$5,106	\$1,444	\$0	\$0	\$1,444
	Sullivan	\$1,782	\$1,928	\$66	\$3,776	\$3,970	\$9,877	\$265	\$14,112	\$123	\$4	\$0	\$127
	<b>Circuit Total</b>	<b>\$3,452</b>	<b>\$3,027</b>	<b>\$130</b>	<b>\$6,609</b>	<b>\$9,996</b>	<b>\$14,576</b>	<b>\$6,542</b>	<b>\$31,114</b>	<b>\$1,680</b>	<b>\$198</b>	<b>\$0</b>	<b>\$1,878</b>
10	Marion	\$2,677	\$110	\$794	\$3,581	\$5,795	\$13,988	\$15	\$19,798	\$2,367	\$43	\$0	\$2,410
	Monroe	\$3,511	\$143	\$3	\$3,657	\$3,056	\$3,452	\$820	\$7,327	\$30	\$107	\$0	\$137
	Ralls	\$2,219	\$636	\$6,352	\$9,207	\$4,469	\$7,389	\$9,672	\$21,530	\$256	\$477	\$0	\$733
	<b>Circuit Total</b>	<b>\$8,407</b>	<b>\$889</b>	<b>\$7,149</b>	<b>\$16,444</b>	<b>\$13,320</b>	<b>\$24,828</b>	<b>\$10,507</b>	<b>\$48,655</b>	<b>\$2,653</b>	<b>\$627</b>	<b>\$0</b>	<b>\$3,280</b>
11	St. Charles	\$7,469	\$3,436	\$0	\$10,904	\$56,390	\$9,074	\$184	\$65,648	\$0	\$0	\$0	\$0
	<b>Circuit Total</b>	<b>\$7,469</b>	<b>\$3,436</b>	<b>\$0</b>	<b>\$10,904</b>	<b>\$56,390</b>	<b>\$9,074</b>	<b>\$184</b>	<b>\$65,648</b>	<b>\$0</b>	<b>\$0</b>	<b>\$0</b>	<b>\$0</b>
12	Audrain	\$17,320	\$808	\$171,700	\$189,828	\$18,039	\$16,727	\$245	\$35,011	\$1,419	\$0	\$0	\$1,419
	Montgomery	\$1,168	\$615	\$4,217	\$6,000	\$6,436	\$3,203	\$563	\$10,202	\$258	\$137	\$0	\$395
	Warren	\$29,470	\$4,226	\$3,942	\$37,638	\$19,604	\$25,238	\$8,878	\$53,719	\$1,554	\$21	\$0	\$1,575
	<b>Circuit Total</b>	<b>\$47,957</b>	<b>\$5,650</b>	<b>\$179,858</b>	<b>\$233,465</b>	<b>\$44,079</b>	<b>\$45,168</b>	<b>\$9,686</b>	<b>\$98,932</b>	<b>\$3,231</b>	<b>\$158</b>	<b>\$0</b>	<b>\$3,389</b>
13	Boone	\$48,023	\$18,876	\$23,483	\$90,382	\$245,758	\$34,865	\$9,929	\$290,552	\$691	\$11,978	\$0	\$12,669
	Callaway	\$14,250	\$15,832	\$10,397	\$40,479	\$33,105	\$63,715	\$5,833	\$102,653	\$595	\$2,640	\$0	\$3,235
	<b>Circuit Total</b>	<b>\$62,273</b>	<b>\$34,708</b>	<b>\$33,879</b>	<b>\$130,860</b>	<b>\$278,864</b>	<b>\$98,580</b>	<b>\$15,762</b>	<b>\$393,205</b>	<b>\$1,286</b>	<b>\$14,619</b>	<b>\$0</b>	<b>\$15,904</b>
14	Howard	\$2,066	\$2,062	\$32,008	\$36,136	\$6,753	\$23,024	\$6,080	\$35,857	\$918	\$0	\$0	\$918
	Randolph	\$3,661	\$1,120	\$0	\$4,781	\$29,457	\$1,853	\$523	\$31,833	\$1,144	\$33	\$0	\$1,177
	<b>Circuit Total</b>	<b>\$5,727</b>	<b>\$3,182</b>	<b>\$32,008</b>	<b>\$40,916</b>	<b>\$36,210</b>	<b>\$24,878</b>	<b>\$6,603</b>	<b>\$67,690</b>	<b>\$2,062</b>	<b>\$33</b>	<b>\$0</b>	<b>\$2,095</b>
15	Lafayette	\$3,871	\$1,515	\$0	\$5,386	\$8,870	\$57,569	\$6	\$66,445	\$20	\$0	\$0	\$20
	Saline	\$7,034	\$154	\$0	\$7,188	\$10,618	\$23,498	\$3,496	\$37,611	\$2,279	\$642	\$0	\$2,921
	<b>Circuit Total</b>	<b>\$10,905</b>	<b>\$1,669</b>	<b>\$0</b>	<b>\$12,574</b>	<b>\$19,488</b>	<b>\$81,067</b>	<b>\$3,502</b>	<b>\$104,057</b>	<b>\$2,299</b>	<b>\$642</b>	<b>\$0</b>	<b>\$2,941</b>
16	Jackson	\$630,469	\$30,652	\$204,654	\$865,774	\$554,976	\$21,704	\$7,739	\$584,418	\$16,980	\$1,587	\$3,688	\$22,255
	<b>Circuit Total</b>	<b>\$630,469</b>	<b>\$30,652</b>	<b>\$204,654</b>	<b>\$865,774</b>	<b>\$554,976</b>	<b>\$21,704</b>	<b>\$7,739</b>	<b>\$584,418</b>	<b>\$16,980</b>	<b>\$1,587</b>	<b>\$3,688</b>	<b>\$22,255</b>
17	Cass	\$37,968	\$5,127	\$14,225	\$57,319	\$36,036	\$84,836	\$649	\$121,521	\$4,852	\$18,655	\$1,443	\$24,950
	Johnson	\$5,011	\$146	\$109	\$5,266	\$5,727	\$1,474	\$0	\$7,201	\$2,753	\$1,181	\$0	\$3,933
	<b>Circuit Total</b>	<b>\$42,979</b>	<b>\$5,273</b>	<b>\$14,334</b>	<b>\$62,585</b>	<b>\$41,763</b>	<b>\$86,310</b>	<b>\$649</b>	<b>\$128,722</b>	<b>\$7,605</b>	<b>\$19,836</b>	<b>\$1,443</b>	<b>\$28,884</b>
18	Cooper	\$1,729	\$22	\$0	\$1,751	\$8,532	\$6,077	\$3,886	\$18,495	\$2,774	\$783	\$0	\$3,557
	Pettis	\$5,311	\$109	\$85	\$5,505	\$20,813	\$615	\$302	\$21,731	\$1,616	\$262	\$0	\$1,877
	<b>Circuit Total</b>	<b>\$7,041</b>	<b>\$130</b>	<b>\$85</b>	<b>\$7,256</b>	<b>\$29,346</b>	<b>\$6,692</b>	<b>\$4,188</b>	<b>\$40,225</b>	<b>\$4,390</b>	<b>\$1,044</b>	<b>\$0</b>	<b>\$5,434</b>
19	Cole	\$1,721	\$28	\$0	\$1,749	\$16,089	\$134	\$0	\$16,222	\$2,231	\$92	\$0	\$2,323
	<b>Circuit Total</b>	<b>\$1,721</b>	<b>\$28</b>	<b>\$0</b>	<b>\$1,749</b>	<b>\$16,089</b>	<b>\$134</b>	<b>\$0</b>	<b>\$16,222</b>	<b>\$2,231</b>	<b>\$92</b>	<b>\$0</b>	<b>\$2,323</b>
20	Franklin	\$33,126	\$1,396	\$14,410	\$48,931	\$43,807	\$8,088	\$5,487	\$57,382	\$1,253	\$41	\$0	\$1,294
	Gasconade	\$965	\$29	\$1,599	\$2,594	\$5,663	\$59	\$1,080	\$6,802	\$701	\$18	\$0	\$719
	Osage	\$2,766	\$1,152	\$1,047	\$4,966	\$3,012	\$218	\$539	\$3,769	\$2,882	\$2	\$0	\$2,884
	<b>Circuit Total</b>	<b>\$36,858</b>	<b>\$2,577</b>	<b>\$17,056</b>	<b>\$56,491</b>	<b>\$52,482</b>	<b>\$8,365</b>	<b>\$7,107</b>	<b>\$67,954</b>	<b>\$4,836</b>	<b>\$61</b>	<b>\$0</b>	<b>\$4,897</b>
21	St. Louis County	\$329,577	\$1,739	\$59,205	\$390,521	\$217,585	\$9,746	\$12,034	\$239,365	\$2,394	\$2,164	\$0	\$4,558
	<b>Circuit Total</b>	<b>\$329,577</b>	<b>\$1,739</b>	<b>\$59,205</b>	<b>\$390,521</b>	<b>\$217,585</b>	<b>\$9,746</b>	<b>\$12,034</b>	<b>\$239,365</b>	<b>\$2,394</b>	<b>\$2,164</b>	<b>\$0</b>	<b>\$4,558</b>
22	City of St. Louis	\$3,304,585	\$1,561,953	\$15,211	\$4,881,749	\$290,976	\$96,287	\$1,478	\$388,740	\$1,767	\$418	\$535	\$2,720
	<b>Circuit Total</b>	<b>\$3,304,585</b>	<b>\$1,561,953</b>	<b>\$15,211</b>	<b>\$4,881,749</b>	<b>\$290,976</b>	<b>\$96,287</b>	<b>\$1,478</b>	<b>\$388,740</b>	<b>\$1,767</b>	<b>\$418</b>	<b>\$535</b>	<b>\$2,720</b>
23	Jefferson	\$79,778	\$1,167	\$74,624	\$155,569	\$121,181	\$9,064	\$50,711	\$180,955	\$6,388	\$13,572	\$7,049	\$27,009
	<b>Circuit Total</b>	<b>\$79,778</b>	<b>\$1,167</b>	<b>\$74,624</b>	<b>\$155,569</b>	<b>\$121,181</b>	<b>\$9,064</b>	<b>\$50,711</b>	<b>\$180,955</b>	<b>\$6,388</b>	<b>\$13,572</b>	<b>\$7,049</b>	<b>\$27,009</b>
24	Madison	\$1,309	\$597	\$745	\$2,651	\$7,025	\$24,118	\$147	\$31,290	\$454	\$0	\$0	\$454
	St. Francois	\$7,000	\$14,844	\$12,436	\$34,280	\$58,101	\$15,498	\$2,668	\$76,267	\$808	\$19	\$0	\$827
	Ste. Genevieve	\$5,020	\$4,109	\$10,262	\$19,390	\$7,278	\$14,335	\$1,200	\$22,813	\$639	\$0	\$0	\$639
	Washington	\$32,299	\$73	\$25,237	\$57,610	\$39,606	\$822	\$444	\$40,871	\$2,063	\$2,980	\$71	\$5,115
	<b>Circuit Total</b>	<b>\$45,628</b>	<b>\$19,623</b>	<b>\$48,680</b>	<b>\$113,931</b>	<b>\$112,011</b>	<b>\$54,772</b>	<b>\$4,458</b>	<b>\$171,241</b>	<b>\$3,964</b>	<b>\$2,999</b>	<b>\$71</b>	<b>\$7,035</b>

Table 83

Circuit Court - July 1, 2005 - June 30, 2012

## Accounts Receivable by Tier

Cir	No.	County	Juvenile				Treatment Court				Totals by Tier			
			Tier 1	Tier 2	Other	Juvenile Total	Tier 1	Tier 2	Other	Treatment Court Total	Tier 1	Tier 2	Other	Grand Totals
	1	Clark	\$2,462	\$943	\$12	\$3,417	\$0	\$0	\$0	\$0	\$78,452	\$782,914	\$35,996	\$897,362
		Schulyer	\$0	\$297	\$0	\$297	\$0	\$0	\$0	\$0	\$16,777	\$53,973	\$0	\$70,750
		Scotland	\$0	\$390	\$0	\$390	\$0	\$0	\$0	\$0	\$23,600	\$295,977	\$9,307	\$328,884
		<b>Circuit Total</b>	<b>\$2,462</b>	<b>\$1,629</b>	<b>\$12</b>	<b>\$4,103</b>	<b>\$0</b>	<b>\$0</b>	<b>\$0</b>	<b>\$0</b>	<b>\$118,829</b>	<b>\$1,132,864</b>	<b>\$45,303</b>	<b>\$1,296,996</b>
	2	Adair	\$2,224	\$0	\$0	\$2,224	\$0	\$0	\$0	\$0	\$196,684	\$1,337,081	\$3,377	\$1,537,141
		Knox	\$0	\$0	\$0	\$0	\$0	\$0	\$0	\$0	\$5,393	\$10,895	\$0	\$16,288
		Lewis	\$150	\$0	\$0	\$150	\$0	\$0	\$0	\$0	\$35,627	\$150,132	\$9,725	\$195,484
		<b>Circuit Total</b>	<b>\$2,374</b>	<b>\$0</b>	<b>\$0</b>	<b>\$2,374</b>	<b>\$0</b>	<b>\$0</b>	<b>\$0</b>	<b>\$0</b>	<b>\$237,704</b>	<b>\$1,498,108</b>	<b>\$13,101</b>	<b>\$1,748,913</b>
	3	Grundy	\$8,278	\$500	\$193	\$8,971	\$0	\$195	\$7,590	\$7,785	\$127,248	\$419,733	\$8,990	\$555,971
		Harrison	\$2,365	\$150	\$0	\$2,515	\$0	\$0	\$560	\$560	\$69,310	\$108,318	\$1,468	\$179,096
		Mercer	\$298	\$1,275	\$0	\$1,573	\$0	\$0	\$30	\$30	\$36,513	\$106,595	\$2,109	\$145,217
		Putnam	\$1,828	\$780	\$0	\$2,608	\$0	\$0	\$1,290	\$1,290	\$44,826	\$225,460	\$3,052	\$273,338
		<b>Circuit Total</b>	<b>\$12,769</b>	<b>\$2,705</b>	<b>\$193</b>	<b>\$15,667</b>	<b>\$0</b>	<b>\$195</b>	<b>\$9,470</b>	<b>\$9,665</b>	<b>\$277,897</b>	<b>\$860,106</b>	<b>\$15,618</b>	<b>\$1,153,621</b>
	4	Atchison	\$3,324	\$620	\$1,267	\$5,211	\$0	\$0	\$0	\$0	\$92,077	\$114,057	\$53,432	\$259,567
		Gentry	\$6,220	\$355	\$1,005	\$7,580	\$0	\$0	\$0	\$0	\$61,503	\$209,185	\$14,027	\$284,715
		Holt	\$5,193	\$3,197	\$8,008	\$16,398	\$0	\$0	\$0	\$0	\$75,271	\$221,863	\$10,842	\$307,976
		Nodaway	\$11,162	\$432	\$12	\$11,606	\$0	\$0	\$0	\$0	\$220,334	\$1,048,674	\$40,442	\$1,309,450
		Worth	\$294	\$95	\$0	\$389	\$0	\$0	\$0	\$0	\$11,952	\$45,554	\$22,115	\$79,621
		<b>Circuit Total</b>	<b>\$26,193</b>	<b>\$4,699</b>	<b>\$10,293</b>	<b>\$41,184</b>	<b>\$0</b>	<b>\$0</b>	<b>\$0</b>	<b>\$0</b>	<b>\$461,137</b>	<b>\$1,639,333</b>	<b>\$140,858</b>	<b>\$2,241,329</b>
	5	Andrew	\$309	\$3,928	\$0	\$4,237	\$0	\$0	\$0	\$0	\$359,189	\$1,439,612	\$33,116	\$1,831,918
		Buchanan	\$1,228	\$3,630	\$300	\$5,158	\$0	\$125	\$34,069	\$34,194	\$2,211,375	\$6,634,835	\$99,339	\$8,945,549
		<b>Circuit Total</b>	<b>\$1,537</b>	<b>\$7,558</b>	<b>\$300</b>	<b>\$9,395</b>	<b>\$0</b>	<b>\$125</b>	<b>\$34,069</b>	<b>\$34,194</b>	<b>\$2,570,565</b>	<b>\$8,074,447</b>	<b>\$132,455</b>	<b>\$10,777,467</b>
	6	Platte	\$41,398	\$341	\$84	\$41,822	\$0	\$0	\$200	\$200	\$445,327	\$48,374	\$544	\$494,245
		<b>Circuit Total</b>	<b>\$41,398</b>	<b>\$341</b>	<b>\$84</b>	<b>\$41,822</b>	<b>\$0</b>	<b>\$0</b>	<b>\$200</b>	<b>\$200</b>	<b>\$445,327</b>	<b>\$48,374</b>	<b>\$544</b>	<b>\$494,245</b>
	7	Clay	\$9,895	\$480	\$12	\$10,387	\$0	\$0	\$0	\$0	\$1,480,490	\$105,005	\$19,529	\$1,605,024
		<b>Circuit Total</b>	<b>\$9,895</b>	<b>\$480</b>	<b>\$12</b>	<b>\$10,387</b>	<b>\$0</b>	<b>\$0</b>	<b>\$0</b>	<b>\$0</b>	<b>\$1,480,490</b>	<b>\$105,005</b>	<b>\$19,529</b>	<b>\$1,605,024</b>
	8	Carroll	\$2,058	\$250	\$0	\$2,308	\$0	\$0	\$0	\$0	\$81,536	\$549,800	\$1,797	\$633,133
		Ray	\$21,953	\$2,784	\$0	\$24,737	\$0	\$590	\$9,840	\$10,430	\$215,992	\$440,480	\$28,941	\$685,412
		<b>Circuit Total</b>	<b>\$24,011</b>	<b>\$3,034</b>	<b>\$0</b>	<b>\$27,045</b>	<b>\$0</b>	<b>\$590</b>	<b>\$9,840</b>	<b>\$10,430</b>	<b>\$297,528</b>	<b>\$990,280</b>	<b>\$30,737</b>	<b>\$1,318,545</b>
	9	Chariton	\$269	\$300	\$0	\$569	\$0	\$0	\$0	\$0	\$52,195	\$296,205	\$7,657	\$356,057
		Linn	\$883	\$2,209	\$3,338	\$6,429	\$0	\$0	\$10,260	\$10,260	\$168,472	\$476,973	\$15,298	\$660,743
		Sullivan	\$249	\$400	\$0	\$649	\$0	\$0	\$0	\$0	\$26,384	\$77,512	\$1,045	\$104,940
		<b>Circuit Total</b>	<b>\$1,400</b>	<b>\$2,909</b>	<b>\$3,338</b>	<b>\$7,647</b>	<b>\$0</b>	<b>\$0</b>	<b>\$10,260</b>	<b>\$10,260</b>	<b>\$247,050</b>	<b>\$850,690</b>	<b>\$24,000</b>	<b>\$1,121,740</b>
	10	Marion	\$9,069	\$3,358	\$236	\$12,662	\$0	\$0	\$159	\$159	\$381,893	\$454,335	\$1,894	\$838,123
		Monroe	\$3,036	\$2,423	\$36	\$5,495	\$0	\$0	\$0	\$0	\$51,240	\$170,132	\$2,874	\$224,246
		Ralls	\$1,176	\$1,946	\$2,018	\$5,140	\$0	\$0	\$0	\$0	\$83,186	\$974,752	\$18,042	\$1,075,980
		<b>Circuit Total</b>	<b>\$13,281</b>	<b>\$7,726</b>	<b>\$2,290</b>	<b>\$23,296</b>	<b>\$0</b>	<b>\$0</b>	<b>\$159</b>	<b>\$159</b>	<b>\$516,319</b>	<b>\$1,599,219</b>	<b>\$22,810</b>	<b>\$2,138,348</b>
	11	St. Charles	\$186,184	\$4,231	\$3	\$190,418	\$40	\$0	\$0	\$40	\$2,127,624	\$617,807	\$16,853	\$2,762,284
		<b>Circuit Total</b>	<b>\$186,184</b>	<b>\$4,231</b>	<b>\$3</b>	<b>\$190,418</b>	<b>\$40</b>	<b>\$0</b>	<b>\$0</b>	<b>\$40</b>	<b>\$2,127,624</b>	<b>\$617,807</b>	<b>\$16,853</b>	<b>\$2,762,284</b>
	12	Audrain	\$20	\$55,468	\$964	\$56,452	\$0	\$0	\$613	\$613	\$526,286	\$2,223,991	\$173,911	\$2,924,188
		Montgomery	\$100	\$20,238	\$70	\$20,408	\$0	\$0	\$1,140	\$1,140	\$203,414	\$1,090,427	\$8,796	\$1,302,637
		Warren	\$862	\$42,198	\$616	\$43,676	\$0	\$970	\$5,866	\$6,836	\$698,698	\$2,097,519	\$143,570	\$2,939,787
		<b>Circuit Total</b>	<b>\$982</b>	<b>\$117,904</b>	<b>\$1,650</b>	<b>\$120,535</b>	<b>\$0</b>	<b>\$970</b>	<b>\$7,619</b>	<b>\$8,589</b>	<b>\$1,428,398</b>	<b>\$5,411,937</b>	<b>\$326,278</b>	<b>\$7,166,612</b>
	13	Boone	\$148,102	\$96,373	\$228	\$244,702	\$0	\$0	\$0	\$0	\$1,416,095	\$1,116,593	\$68,788	\$2,601,476
		Callaway	\$1,776	\$5,916	\$3,647	\$11,339	\$0	\$0	\$0	\$0	\$381,251	\$189,830	\$19,877	\$590,958
		<b>Circuit Total</b>	<b>\$149,877</b>	<b>\$102,289</b>	<b>\$3,875</b>	<b>\$256,041</b>	<b>\$0</b>	<b>\$0</b>	<b>\$0</b>	<b>\$0</b>	<b>\$1,797,345</b>	<b>\$1,306,423</b>	<b>\$88,665</b>	<b>\$3,192,434</b>
	14	Howard	\$0	\$0	\$0	\$0	\$0	\$0	\$0	\$0	\$53,125	\$122,771	\$38,088	\$213,984
		Randolph	\$143	\$670	\$369	\$1,182	\$0	\$0	\$1,370	\$1,370	\$278,874	\$108,711	\$2,747	\$390,332
		<b>Circuit Total</b>	<b>\$143</b>	<b>\$670</b>	<b>\$369</b>	<b>\$1,182</b>	<b>\$0</b>	<b>\$0</b>	<b>\$1,370</b>	<b>\$1,370</b>	<b>\$331,998</b>	<b>\$231,482</b>	<b>\$40,835</b>	<b>\$604,316</b>
	15	Lafayette	\$0	\$2,020	\$0	\$2,020	\$0	\$0	\$0	\$0	\$820,704	\$1,928,112	\$3,056	\$2,751,872
		Saline	\$750	\$80	\$0	\$830	\$0	\$320	\$16,139	\$16,459	\$248,642	\$1,198,013	\$19,660	\$1,466,315
		<b>Circuit Total</b>	<b>\$750</b>	<b>\$2,100</b>	<b>\$0</b>	<b>\$2,850</b>	<b>\$0</b>	<b>\$320</b>	<b>\$16,139</b>	<b>\$16,459</b>	<b>\$1,069,346</b>	<b>\$3,126,125</b>	<b>\$22,716</b>	<b>\$4,218,187</b>
	16	Jackson	\$16,412	\$11,902	\$7,181	\$35,494	\$42	\$0	\$72,565	\$72,606	\$6,332,372	\$1,092,500	\$300,613	\$7,725,484
		<b>Circuit Total</b>	<b>\$16,412</b>	<b>\$11,902</b>	<b>\$7,181</b>	<b>\$35,494</b>	<b>\$42</b>	<b>\$0</b>	<b>\$72,565</b>	<b>\$72,606</b>	<b>\$6,332,372</b>	<b>\$1,092,500</b>	<b>\$300,613</b>	<b>\$7,725,484</b>
	17	Cass	\$194	\$548	\$0	\$742	\$0	\$0	\$9,972	\$9,972	\$668,789	\$4,080,828	\$29,626	\$4,779,244
		Johnson	\$328	\$94	\$0	\$422	\$0	\$0	\$0	\$0	\$434,487	\$2,001,637	\$109	\$2,436,233
		<b>Circuit Total</b>	<b>\$522</b>	<b>\$642</b>	<b>\$0</b>	<b>\$1,163</b>	<b>\$0</b>	<b>\$0</b>	<b>\$9,972</b>	<b>\$9,972</b>	<b>\$1,103,276</b>	<b>\$6,082,466</b>	<b>\$29,735</b>	<b>\$7,215,477</b>
	18	Cooper	\$7,956	\$9,440	\$5,470	\$22,866	\$0	\$0	\$0	\$0	\$300,069	\$612,269	\$9,359	\$921,697
		Pettis	\$24,793	\$1,580	\$12,423	\$38,796	\$0	\$0	\$0	\$0	\$756,008	\$2,208,910	\$19,225	\$2,984,143
		<b>Circuit Total</b>	<b>\$32,749</b>	<b>\$11,020</b>	<b>\$17,893</b>	<b>\$61,662</b>	<b>\$0</b>	<b>\$0</b>	<b>\$0</b>	<b>\$0</b>	<b>\$1,056,077</b>	<b>\$2,821,179</b>	<b>\$28,583</b>	<b>\$3,905,839</b>
	19	Cole	\$1,277	\$481	\$0	\$1,758	\$0	\$0	\$1,254	\$1,254	\$1,957,856	\$6,158,462	\$29,234	\$8,145,552
		<b>Circuit Total</b>	<b>\$1,277</b>	<b>\$481</b>	<b>\$0</b>	<b>\$1,758</b>	<b>\$0</b>	<b>\$0</b>	<b>\$1,254</b>	<b>\$1,254</b>	<b>\$1,957,856</b>	<b>\$6,158,462</b>	<b>\$29,234</b>	<b>\$8,145,552</b>
	20	Franklin	\$45,309	\$34,565	\$30	\$79,904	\$0	\$0	\$5,120	\$5,120	\$1,081,851	\$4,796,169	\$28,324	\$5,906,344
		Gasconade	\$13,117	\$7,068	\$7,861	\$28,046	\$0	\$0	\$428	\$428	\$127,501	\$595,900	\$11,852	\$735,252
		Osage	\$7,294	\$711	\$6	\$8,011	\$0	\$0	\$345	\$345	\$69,017	\$221,780	\$1,937	\$292,734
		<b>Circuit Total</b>	<b>\$65,720</b>	<b>\$42,344</b>	<b>\$7,897</b>	<b>\$115,962</b>	<b>\$0</b>	<b>\$0</b>	<b>\$5,892</b>	<b>\$5,892</b>	<b>\$1,278,369</b>	<b>\$5,613,848</b>	<b>\$42,113</b>	<b>\$6,934,330</b>
	21	St. Louis County	\$122,622	\$45,570	\$1,037	\$169,229	\$0	\$0	\$0	\$0	\$5,817,240	\$521,145	\$74,836	\$6,413,221
		<b>Circuit Total</b>	<b>\$122,622</b>	<b>\$45,570</b>	<b>\$1,037</b>	<b>\$169,229</b>	<b>\$0</b>	<b>\$0</b>	<b>\$0</b>	<b>\$0</b>	<b>\$5,817,240</b>	<b>\$521,145</b>	<b>\$74,836</b>	<b>\$6,413,221</b>
	22	City of St. Louis	\$31,734	\$10,035	\$0	\$41,769	\$68	\$0	\$240	\$308	\$8,159,443	\$2,255,942	\$193,908	\$10,609,293
		<b>Circuit Total</b>	<b>\$31,734</b>	<b>\$10,035</b>	<b>\$0</b>	<b>\$41,769</b>	<b>\$68</b>	<b>\$0</b>	<b>\$240</b>	<b>\$308</b>	<b>\$8,159,443</b>	<b>\$2,255,942</b>	<b>\$193,908</b>	<b>\$10,609,293</b>
	23	Jefferson	\$362,132	\$51,504	\$4,715	\$418,352	\$0	\$1,499	\$50,563	\$52,062	\$2,956,814	\$5,580,379	\$189,937	\$8,727,130
		<b>Circuit Total</b>	<b>\$362,132</b>	<b>\$51,504</b>	<b>\$4,715</b>	<b>\$418,352</b>	<b>\$0</b>	<b>\$1,499</b>	<b>\$50,563</b>	<b>\$52,062</b>	<b>\$2,956,814</b>	<b>\$5,580,379</b>	<b>\$189,937</b>	<b>\$8,727,130</b>
	24	Madison	\$7,106	\$1,552	\$0	\$8,658	\$0	\$0	\$0	\$0	\$122,967	\$406,587	\$6,363	\$535,917
		St. Francois	\$27,212	\$10,443	\$3	\$37,658	\$0	\$1,779	\$0	\$1,779	\$868,824	\$4,187,346	\$17,151	\$5,073,320
		Ste. Genevieve	\$8,840	\$4,197	\$850	\$13,886	\$0	\$0	\$0	\$0	\$205,695	\$746,144	\$13,137	\$964,976
		Washington	\$34,821	\$3,598	\$160	\$38,578	\$0	\$0	\$0	\$0	\$326,388	\$569,602	\$25,913	\$921,903
		<b>Circuit Total</b>	<b>\$77,979</b>	<b>\$19,789</b>	<b>\$1,013</b>	<b>\$98,781</b>	<b>\$0</b>	<b>\$1,779</b>	<b>\$0</b>	<b>\$1,779</b>	<b>\$1,523,873</b>	<b>\$5,909,678</b>	<b>\$62,564</b>	<b>\$7,496,115</b>

# Table 83

Circuit Court - July 1, 2005 - June 30, 2012

## Accounts Receivable by Tier

Cir.	County	Civil				Domestic Relations				Probate			
		Tier 1	Tier 2	Other	Civil Total	Tier 1	Tier 2	Other	Dom Rel Total	Tier 1	Tier 2	Other	Probate Total
25	Maries	\$68	\$411	\$14,812	\$15,291	\$1,440	\$2,273	\$0	\$3,713	\$108	\$0	\$0	\$108
	Phelps	\$5,862	\$164	\$3	\$6,029	\$4,535	\$187	\$0	\$4,722	\$1,485	\$0	\$0	\$1,485
	Pulaski	\$2,622	\$2,075	\$6	\$4,703	\$4,346	\$6,545	\$3,935	\$14,826	\$1,142	\$92	\$0	\$1,234
	Texas	\$1,302	\$169	\$93,575	\$95,046	\$936	\$544	\$0	\$1,480	\$161	\$0	\$0	\$161
	Circuit Total	\$9,854	\$2,818	\$108,396	\$121,068	\$11,257	\$9,549	\$3,935	\$24,741	\$2,896	\$92	\$0	\$2,988
26	Camden	\$5,645	\$231	\$5,769	\$11,645	\$2,971	\$1,408	\$170	\$4,549	\$749	\$141	\$0	\$891
	Laclede	\$9,567	\$400	\$827	\$10,794	\$15,555	\$3,103	\$17,354	\$36,012	\$1,552	\$547	\$0	\$2,099
	Miller	\$3,113	\$1,808	\$625	\$5,545	\$10,204	\$6,892	\$2,145	\$19,240	\$619	\$584	\$0	\$1,203
	Moniteau	\$1,143	\$1,134	\$484	\$2,761	\$3,596	\$4,105	\$0	\$7,700	\$275	\$0	\$0	\$275
	Morgan	\$1,641	\$223	\$1	\$1,865	\$2,870	\$4,166	\$45,629	\$52,665	\$460	\$170	\$0	\$630
	Circuit Total	\$21,108	\$3,796	\$7,706	\$32,610	\$35,195	\$19,673	\$65,298	\$120,165	\$3,656	\$1,443	\$0	\$5,098
27	Bates	\$12,972	\$1,089	\$1,135	\$15,197	\$6,386	\$7,179	\$129	\$13,693	\$1,495	\$0	\$0	\$1,495
	Henry	\$9,065	\$181	\$195	\$9,440	\$6,306	\$2,572	\$0	\$8,878	\$5,617	\$599	\$20	\$6,236
	St. Clair	\$733	\$394	\$953	\$2,080	\$2,144	\$5,098	\$1,500	\$8,741	\$492	\$865	\$0	\$1,357
	Circuit Total	\$22,770	\$1,664	\$2,283	\$26,717	\$14,835	\$14,849	\$1,629	\$31,313	\$7,604	\$1,464	\$20	\$9,088
28	Barton	\$1,956	\$168	\$0	\$2,124	\$3,114	\$939	\$150	\$4,203	\$451	\$53	\$0	\$504
	Cedar	\$1,113	\$148	\$5,356	\$6,617	\$1,103	\$16,961	\$3,690	\$21,754	\$1,168	\$19	\$0	\$1,187
	Dade	\$1,557	\$1	\$8,006	\$9,564	\$2,435	\$9,860	\$5,969	\$18,265	\$98	\$25	\$0	\$123
	Vernon	\$7,036	\$575	\$993	\$8,604	\$10,397	\$18,179	\$17,934	\$46,510	\$8,407	\$924	\$0	\$9,331
	Circuit Total	\$11,662	\$892	\$14,355	\$26,909	\$17,048	\$45,940	\$27,743	\$90,731	\$10,124	\$1,021	\$0	\$11,145
29	Jasper	\$2,369	\$189	\$314	\$2,872	\$12,616	\$291	\$353	\$13,260	\$1,991	\$525	\$0	\$2,516
	Circuit Total	\$2,369	\$189	\$314	\$2,872	\$12,616	\$291	\$353	\$13,260	\$1,991	\$525	\$0	\$2,516
30	Benton	\$3,223	\$198	\$0	\$3,421	\$2,594	\$2,301	\$0	\$4,895	\$1,392	\$212	\$500	\$2,104
	Dallas	\$1,773	\$147	\$2,425	\$4,345	\$4,936	\$3,754	\$196	\$8,886	\$858	\$28	\$0	\$886
	Hickory	\$1,202	\$0	\$0	\$1,202	\$3,394	\$0	\$0	\$3,394	\$424	\$0	\$0	\$424
	Polk	\$1,248	\$51	\$5	\$1,304	\$5,506	\$390	\$3,000	\$8,896	\$7,482	\$423	\$0	\$7,905
	Webster	\$804	\$0	\$0	\$804	\$2,584	\$35,721	\$0	\$38,305	\$2,311	\$6,599	\$50	\$8,960
	Circuit Total	\$8,250	\$396	\$2,430	\$11,076	\$19,014	\$42,166	\$3,196	\$64,376	\$12,467	\$7,262	\$550	\$20,279
31	Greene	\$35,304	\$317	\$868	\$36,489	\$26,772	\$10	\$11,676	\$38,458	\$1,765	\$495	\$0	\$2,260
	Circuit Total	\$35,304	\$317	\$868	\$36,489	\$26,772	\$10	\$11,676	\$38,458	\$1,765	\$495	\$0	\$2,260
32	Bollinger	\$1,892	\$947	\$618	\$3,457	\$3,559	\$3,655	\$100	\$7,313	\$2,328	\$610	\$0	\$2,938
	Cape Girardeau	\$5,157	\$2,161	\$3,461	\$10,780	\$3,003	\$4,426	\$0	\$7,430	\$1,262	\$2,437	\$0	\$3,699
	Perry	\$1,247	\$385	\$0	\$1,632	\$5,501	\$5,265	\$0	\$10,766	\$6,136	\$3,172	\$0	\$9,308
	Circuit Total	\$8,296	\$3,493	\$4,079	\$15,868	\$12,063	\$13,346	\$100	\$25,509	\$9,726	\$6,218	\$0	\$15,944
33	Mississippi	\$3,558	\$68	\$1,813	\$5,439	\$2,985	\$0	\$0	\$2,985	\$3,993	\$25	\$0	\$4,018
	Scott	\$20,689	\$712	\$1,845	\$23,246	\$45,490	\$5,744	\$5	\$51,239	\$4,103	\$1,264	\$0	\$5,367
	Circuit Total	\$24,247	\$780	\$3,658	\$28,684	\$48,475	\$5,744	\$5	\$54,224	\$8,096	\$1,289	\$0	\$9,385
34	New Madrid	\$239	\$0	\$0	\$239	\$285	\$500	\$0	\$785	\$1,152	\$0	\$0	\$1,152
	Pemiscot	\$3,463	\$150	\$1,034	\$4,647	\$3,420	\$3,500	\$0	\$6,920	\$739	\$0	\$0	\$739
	Circuit Total	\$3,702	\$150	\$1,034	\$4,886	\$3,705	\$4,000	\$0	\$7,705	\$1,891	\$0	\$0	\$1,891
35	Dunklin	\$4,413	\$23	\$1	\$4,437	\$10,890	\$543	\$503	\$11,935	\$15,640	\$462	\$0	\$16,101
	Stoddard	\$4,035	\$10	\$0	\$4,045	\$7,771	\$110	\$0	\$7,881	\$3,324	\$150	\$0	\$3,474
	Circuit Total	\$8,448	\$33	\$1	\$8,482	\$18,661	\$653	\$503	\$19,816	\$18,964	\$612	\$0	\$19,575
36	Butler	\$4,615	\$0	\$53,087	\$57,701	\$309	\$810	\$0	\$1,119	\$1,907	\$39	\$0	\$1,946
	Ripley	\$1,696	\$2,135	\$3	\$3,834	\$2,005	\$699	\$3	\$2,707	\$633	\$0	\$0	\$633
	Circuit Total	\$6,311	\$2,135	\$53,090	\$61,535	\$2,314	\$1,509	\$3	\$3,826	\$2,540	\$39	\$0	\$2,579
37	Carter	\$7,260	\$1,994	\$93	\$9,348	\$1,660	\$15	\$0	\$1,675	\$1,625	\$200	\$0	\$1,825
	Howell	\$10,027	\$1,225	\$6	\$11,258	\$14,614	\$5,548	\$6	\$20,168	\$5,255	\$1,334	\$0	\$6,589
	Oregon	\$1,731	\$643	\$40	\$2,415	\$5,768	\$138	\$22	\$5,928	\$708	\$0	\$0	\$708
	Shannon	\$4,653	\$2,480	\$3,330	\$10,463	\$2,424	\$4,230	\$37	\$6,690	\$493	\$0	\$0	\$493
	Circuit Total	\$23,671	\$6,343	\$3,470	\$33,483	\$24,466	\$9,931	\$65	\$34,461	\$8,080	\$1,534	\$0	\$9,615
38	Christian	\$1,648	\$42	\$3,546	\$5,236	\$2,682	\$709	\$0	\$3,391	\$569	\$0	\$0	\$569
	Taney	\$3,381	\$91	\$3	\$3,475	\$4,528	\$0	\$0	\$4,528	\$5,300	\$1,487	\$0	\$6,787
	Circuit Total	\$5,029	\$133	\$3,549	\$8,711	\$7,210	\$709	\$0	\$7,919	\$5,869	\$1,487	\$0	\$7,356
39	Barry	\$1,567	\$5,315	\$2,847	\$9,728	\$6,646	\$2,118	\$412	\$9,176	\$1,346	\$59	\$0	\$1,405
	Lawrence	\$1,389	\$420	\$0	\$1,809	\$3,298	\$1,542	\$0	\$4,840	\$1,935	\$4,397	\$12	\$6,343
	Stone	\$891	\$1,561	\$507	\$2,959	\$650	\$1,642	\$191	\$2,483	\$1,335	\$858	\$65	\$2,258
	Circuit Total	\$3,847	\$7,296	\$3,354	\$14,496	\$10,594	\$5,302	\$603	\$16,499	\$4,616	\$5,313	\$77	\$10,006
40	McDonald	\$1,000	\$1,090	\$1,896	\$3,986	\$804	\$44,355	\$0	\$45,159	\$2,878	\$392	\$0	\$3,270
	Newton	\$5,796	\$99	\$5	\$5,900	\$4,184	\$448	\$0	\$4,632	\$14,404	\$278	\$0	\$14,682
	Circuit Total	\$6,796	\$1,189	\$1,901	\$9,886	\$4,988	\$44,803	\$0	\$49,791	\$17,282	\$670	\$0	\$17,952
41	Macon	\$6,387	\$212	\$0	\$6,599	\$15,194	\$25,689	\$0	\$40,883	\$1,229	\$14	\$0	\$1,243
	Shelby	\$911	\$2,179	\$3,585	\$6,675	\$1,857	\$3,631	\$1,003	\$6,490	\$117	\$0	\$0	\$1,117
	Circuit Total	\$7,299	\$2,391	\$3,585	\$13,275	\$17,051	\$29,320	\$1,003	\$47,374	\$1,346	\$14	\$0	\$1,360
42	Crawford	\$2,910	\$109	\$0	\$3,019	\$697	\$13,668	\$341	\$14,705	\$4,940	\$0	\$0	\$4,940
	Dent	\$7,923	\$1,469	\$396	\$9,788	\$8,368	\$10,108	\$6	\$18,482	\$8,915	\$390	\$0	\$9,305
	Iron	\$973	\$1,252	\$2,252	\$4,477	\$5,376	\$4,798	\$306	\$10,480	\$264	\$51	\$0	\$314
	Reynolds	\$2,933	\$584	\$50	\$3,567	\$1,033	\$2,301	\$183	\$3,517	\$1,247	\$0	\$0	\$1,247
	Wayne	\$3,150	\$2,733	\$2,180	\$8,063	\$12,246	\$6,979	\$1,234	\$20,459	\$4,946	\$273	\$0	\$5,219
	Circuit Total	\$17,889	\$6,146	\$4,878	\$28,914	\$27,720	\$37,854	\$2,070	\$67,644	\$20,312	\$714	\$0	\$21,026
43	Caldwell	\$2,686	\$631	\$100	\$3,417	\$1,870	\$10,507	\$0	\$12,377	\$935	\$550	\$0	\$1,486
	Clinton	\$6,151	\$142	\$0	\$6,293	\$3,209	\$16,412	\$59	\$19,679	\$1,575	\$1,400	\$0	\$2,975
	Daviess	\$1,972	\$627	\$6	\$2,605	\$1,887	\$1,995	\$6	\$3,888	\$1,518	\$1,455	\$58	\$3,031
	DeKalb	\$6,567	\$155	\$3	\$6,725	\$3,075	\$3,149	\$370	\$6,595	\$523	\$728	\$0	\$1,251
	Livingston	\$2,900	\$6,677	\$1,377	\$10,953	\$9,163	\$25,955	\$34,182	\$69,300	\$323	\$3,381	\$0	\$3,704
	Circuit Total	\$20,276	\$8,231	\$1,486	\$29,993	\$19,204	\$58,017	\$34,617	\$111,837	\$4,874	\$7,515	\$58	\$12,447
44	Douglas	\$1,806	\$23	\$1,347	\$3,176	\$3,465	\$1,000	\$0	\$4,465	\$1,183	\$0	\$0	\$1,183
	Ozark	\$2,725	\$36	\$0	\$2,761	\$285	\$543	\$0	\$828	\$1,989	\$6	\$0	\$1,995
	Wright	\$1,215	\$0	\$4,452	\$5,667	\$95	\$0	\$8,211	\$8,306	\$429	\$9	\$0	\$438
	Circuit Total	\$5,746	\$59	\$5,799	\$11,605	\$3,845	\$1,543	\$8,211	\$13,600	\$3,601	\$15	\$0	\$3,616
45	Lincoln	\$17,716	\$2,026	\$12	\$19,754	\$28,826	\$84,250	\$509	\$113,585	\$820	\$4,001	\$175	\$4,996
	Pike	\$5,006	\$1,805	\$5,862	\$12,672	\$11,458	\$22,546	<					

Table 83

Circuit Court - July 1, 2005 - June 30, 2012

Accounts Receivable by Tier

Cir	No.	County	Juvenile				Treatment Court				Totals by Tier			
			Tier 1	Tier 2	Other	Juvenile Total	Tier 1	Tier 2	Other	Treatment Court Total	Tier 1	Tier 2	Other	Grand Totals
	25	Maries	\$120	\$0	\$0	\$120	\$0	\$0	\$0	\$0	\$25,886	\$112,220	\$14,817	\$152,923
		Phelps	\$1,108	\$0	\$72	\$1,180	\$0	\$0	\$12,630	\$12,630	\$606,753	\$6,375,451	\$23,584	\$7,005,788
		Pulaski	\$7,362	\$0	\$0	\$7,362	\$0	\$210	\$1,735	\$1,945	\$470,633	\$3,069,380	\$5,936	\$3,545,948
		Texas	\$419	\$193	\$0	\$612	\$0	\$198	\$9,447	\$9,645	\$283,131	\$2,146,089	\$103,022	\$2,532,242
		<b>Circuit Total</b>	<b>\$9,009</b>	<b>\$193</b>	<b>\$72</b>	<b>\$9,274</b>	<b>\$0</b>	<b>\$408</b>	<b>\$23,812</b>	<b>\$24,220</b>	<b>\$1,386,403</b>	<b>\$11,703,140</b>	<b>\$147,358</b>	<b>\$13,236,901</b>
	26	Camden	\$20,215	\$1,075	\$7,795	\$29,085	\$0	\$0	\$0	\$0	\$621,627	\$3,865,665	\$14,209	\$4,501,501
		Laclede	\$41,344	\$4,866	\$74,839	\$121,048	\$0	\$0	\$0	\$0	\$640,064	\$8,704,961	\$95,719	\$9,440,744
		Miller	\$11,156	\$1,697	\$1,573	\$14,425	\$0	\$0	\$0	\$0	\$456,939	\$1,523,044	\$5,477	\$1,985,460
		Moniteau	\$1,748	\$8,971	\$1,485	\$12,203	\$0	\$0	\$0	\$0	\$108,181	\$624,345	\$2,282	\$734,808
		Morgan	\$4,406	\$835	\$12,533	\$17,774	\$0	\$0	\$0	\$0	\$184,237	\$1,788,152	\$58,163	\$2,030,552
		<b>Circuit Total</b>	<b>\$78,868</b>	<b>\$17,444</b>	<b>\$98,224</b>	<b>\$194,536</b>	<b>\$0</b>	<b>\$0</b>	<b>\$0</b>	<b>\$0</b>	<b>\$2,011,048</b>	<b>\$16,506,167</b>	<b>\$175,850</b>	<b>\$18,693,065</b>
	27	Bates	\$883	\$14,737	\$3,311	\$18,931	\$0	\$210	\$300	\$510	\$496,535	\$986,157	\$6,860	\$1,489,551
		Henry	\$2,226	\$7,348	\$0	\$9,573	\$0	\$0	\$0	\$0	\$208,794	\$436,484	\$215	\$645,492
		St. Clair	\$0	\$806	\$0	\$806	\$0	\$0	\$0	\$0	\$73,738	\$601,744	\$2,453	\$677,934
		<b>Circuit Total</b>	<b>\$3,108</b>	<b>\$22,891</b>	<b>\$3,311</b>	<b>\$29,310</b>	<b>\$0</b>	<b>\$210</b>	<b>\$300</b>	<b>\$510</b>	<b>\$779,066</b>	<b>\$2,024,384</b>	<b>\$9,527</b>	<b>\$2,812,977</b>
	28	Barton	\$697	\$150	\$0	\$847	\$46	\$175	\$12,567	\$12,788	\$168,942	\$117,148	\$13,443	\$299,534
		Cedar	\$2,744	\$2,313	\$0	\$5,057	\$0	\$0	\$5,955	\$5,955	\$136,594	\$464,611	\$29,340	\$630,545
		Dade	\$1,966	\$148	\$0	\$2,114	\$0	\$0	\$0	\$0	\$59,091	\$217,754	\$14,585	\$291,430
		Vernon	\$2,454	\$4	\$0	\$2,458	\$0	\$468	\$10,173	\$10,642	\$614,126	\$1,085,891	\$31,703	\$1,731,721
		<b>Circuit Total</b>	<b>\$7,861</b>	<b>\$2,615</b>	<b>\$0</b>	<b>\$10,476</b>	<b>\$46</b>	<b>\$643</b>	<b>\$28,695</b>	<b>\$29,384</b>	<b>\$978,753</b>	<b>\$1,885,405</b>	<b>\$89,071</b>	<b>\$2,953,229</b>
	29	Jasper	\$49,185	\$12,806	\$17,855	\$79,845	\$100	\$0	\$4,540	\$4,640	\$1,560,225	\$8,401,550	\$28,114	\$9,989,889
		<b>Circuit Total</b>	<b>\$49,185</b>	<b>\$12,806</b>	<b>\$17,855</b>	<b>\$79,845</b>	<b>\$100</b>	<b>\$0</b>	<b>\$4,540</b>	<b>\$4,640</b>	<b>\$1,560,225</b>	<b>\$8,401,550</b>	<b>\$28,114</b>	<b>\$9,989,889</b>
	30	Benton	\$1,714	\$5,481	\$220	\$7,415	\$0	\$0	\$0	\$0	\$252,769	\$735,718	\$2,721	\$991,207
		Dallas	\$12,397	\$24,025	\$600	\$37,022	\$0	\$0	\$0	\$0	\$153,845	\$689,459	\$5,465	\$848,769
		Hickory	\$2,696	\$13,454	\$0	\$16,150	\$0	\$0	\$0	\$0	\$63,520	\$481,068	\$0	\$544,588
		Polk	\$8,482	\$41,042	\$18	\$49,542	\$0	\$0	\$1,885	\$1,885	\$284,544	\$2,072,533	\$8,961	\$2,366,037
		Webster	\$2,131	\$285	\$11,035	\$13,451	\$0	\$10,122	\$8,978	\$19,100	\$281,621	\$886,576	\$21,509	\$1,189,707
		<b>Circuit Total</b>	<b>\$27,421</b>	<b>\$84,287</b>	<b>\$11,873</b>	<b>\$123,580</b>	<b>\$0</b>	<b>\$10,122</b>	<b>\$10,863</b>	<b>\$20,985</b>	<b>\$1,036,299</b>	<b>\$4,865,353</b>	<b>\$38,655</b>	<b>\$5,940,308</b>
	31	Greene	\$64,499	\$23,740	\$20,779	\$109,018	\$246	\$294	\$368,208	\$368,748	\$3,666,478	\$1,283,728	\$460,010	\$5,410,216
		<b>Circuit Total</b>	<b>\$64,499</b>	<b>\$23,740</b>	<b>\$20,779</b>	<b>\$109,018</b>	<b>\$246</b>	<b>\$294</b>	<b>\$368,208</b>	<b>\$368,748</b>	<b>\$3,666,478</b>	<b>\$1,283,728</b>	<b>\$460,010</b>	<b>\$5,410,216</b>
	32	Bollinger	\$15,337	\$1,636	\$100	\$17,072	\$0	\$0	\$0	\$0	\$116,567	\$268,727	\$1,147	\$386,441
		Cape Girardeau	\$3,576	\$6,226	\$468	\$10,269	\$0	\$0	\$0	\$0	\$536,712	\$2,957,214	\$3,928	\$3,497,855
		Perry	\$2,213	\$597	\$0	\$2,809	\$0	\$0	\$0	\$0	\$373,812	\$855,655	\$144	\$1,229,611
		<b>Circuit Total</b>	<b>\$21,125</b>	<b>\$8,458</b>	<b>\$568</b>	<b>\$30,150</b>	<b>\$0</b>	<b>\$0</b>	<b>\$0</b>	<b>\$0</b>	<b>\$1,027,092</b>	<b>\$4,081,596</b>	<b>\$5,219</b>	<b>\$5,113,906</b>
	33	Mississippi	\$24,146	\$4,603	\$180	\$28,929	\$0	\$0	\$0	\$0	\$541,650	\$1,608,034	\$4,302	\$2,153,986
		Scott	\$70,798	\$13,711	\$689	\$85,198	\$0	\$0	\$0	\$0	\$1,065,381	\$3,571,273	\$5,024	\$4,641,677
		<b>Circuit Total</b>	<b>\$94,944</b>	<b>\$18,314</b>	<b>\$869</b>	<b>\$114,127</b>	<b>\$0</b>	<b>\$0</b>	<b>\$0</b>	<b>\$0</b>	<b>\$1,607,030</b>	<b>\$5,179,308</b>	<b>\$9,326</b>	<b>\$6,795,664</b>
	34	New Madrid	\$0	\$0	\$0	\$0	\$0	\$0	\$0	\$0	\$275,142	\$390,584	\$2,411	\$668,137
		Pemiscot	\$96	\$600	\$15,011	\$15,707	\$0	\$0	\$0	\$0	\$524,746	\$714,626	\$22,865	\$1,262,237
		<b>Circuit Total</b>	<b>\$96</b>	<b>\$600</b>	<b>\$15,011</b>	<b>\$15,707</b>	<b>\$0</b>	<b>\$0</b>	<b>\$0</b>	<b>\$0</b>	<b>\$799,888</b>	<b>\$1,105,210</b>	<b>\$25,276</b>	<b>\$1,930,374</b>
	35	Dunklin	\$1,647	\$20	\$0	\$1,667	\$0	\$0	\$0	\$0	\$614,655	\$81,298	\$1,029	\$696,981
		Stoddard	\$0	\$0	\$0	\$0	\$0	\$0	\$0	\$0	\$233,413	\$8,431	\$0	\$241,844
		<b>Circuit Total</b>	<b>\$1,647</b>	<b>\$20</b>	<b>\$0</b>	<b>\$1,667</b>	<b>\$0</b>	<b>\$0</b>	<b>\$0</b>	<b>\$0</b>	<b>\$848,068</b>	<b>\$89,728</b>	<b>\$1,029</b>	<b>\$938,824</b>
	36	Butler	\$0	\$0	\$0	\$0	\$0	\$0	\$5	\$5	\$260,560	\$1,609,205	\$53,512	\$1,923,277
		Ripley	\$614	\$50	\$134	\$798	\$0	\$603	\$1,180	\$1,783	\$104,460	\$442,067	\$1,453	\$1,547,979
		<b>Circuit Total</b>	<b>\$614</b>	<b>\$50</b>	<b>\$134</b>	<b>\$798</b>	<b>\$0</b>	<b>\$603</b>	<b>\$1,185</b>	<b>\$1,788</b>	<b>\$365,019</b>	<b>\$2,051,273</b>	<b>\$54,964</b>	<b>\$2,471,256</b>
	37	Carter	\$56	\$0	\$0	\$56	\$0	\$0	\$0	\$0	\$143,318	\$94,124	\$7,158	\$244,600
		Howell	\$110	\$3,867	\$0	\$3,977	\$0	\$2,345	\$0	\$2,345	\$434,578	\$2,461,893	\$273	\$2,897,744
		Oregon	\$1,995	\$0	\$0	\$1,995	\$0	\$0	\$0	\$0	\$99,258	\$83,743	\$62	\$193,064
		Shannon	\$490	\$0	\$0	\$490	\$0	\$0	\$0	\$0	\$466,811	\$383,991	\$5,289	\$856,090
		<b>Circuit Total</b>	<b>\$2,651</b>	<b>\$3,867</b>	<b>\$0</b>	<b>\$6,518</b>	<b>\$0</b>	<b>\$2,345</b>	<b>\$0</b>	<b>\$2,345</b>	<b>\$1,143,965</b>	<b>\$3,023,751</b>	<b>\$12,781</b>	<b>\$4,180,498</b>
	38	Christian	\$885	\$773	\$0	\$1,658	\$0	\$0	\$10,185	\$10,185	\$548,159	\$56,261	\$20,858	\$625,277
		Taney	\$4,328	\$0	\$9	\$4,337	\$0	\$0	\$1,480	\$1,480	\$678,556	\$136,264	\$6,146	\$820,966
		<b>Circuit Total</b>	<b>\$5,212</b>	<b>\$773</b>	<b>\$9</b>	<b>\$5,994</b>	<b>\$0</b>	<b>\$0</b>	<b>\$11,665</b>	<b>\$11,665</b>	<b>\$1,226,715</b>	<b>\$192,525</b>	<b>\$27,004</b>	<b>\$1,446,243</b>
	39	Barry	\$2,337	\$952	\$0	\$3,289	\$0	\$0	\$0	\$0	\$687,039	\$3,168,526	\$15,966	\$3,871,531
		Lawrence	\$3,141	\$0	\$3	\$3,144	\$0	\$0	\$0	\$0	\$536,474	\$1,526,342	\$6,740	\$2,069,556
		Stone	\$1,198	\$263	\$0	\$1,461	\$0	\$0	\$49,237	\$49,237	\$516,888	\$2,397,043	\$60,717	\$2,974,649
		<b>Circuit Total</b>	<b>\$6,676</b>	<b>\$1,215</b>	<b>\$3</b>	<b>\$7,894</b>	<b>\$0</b>	<b>\$0</b>	<b>\$49,237</b>	<b>\$49,237</b>	<b>\$1,740,401</b>	<b>\$7,091,912</b>	<b>\$83,423</b>	<b>\$8,915,736</b>
	40	McDonald	\$676	\$750	\$100	\$1,526	\$0	\$0	\$0	\$0	\$708,154	\$381,365	\$3,797	\$1,093,317
		Newton	\$5,161	\$0	\$0	\$5,161	\$0	\$0	\$0	\$0	\$713,172	\$1,547,306	\$1,575	\$2,262,053
		<b>Circuit Total</b>	<b>\$5,837</b>	<b>\$750</b>	<b>\$100</b>	<b>\$6,687</b>	<b>\$0</b>	<b>\$0</b>	<b>\$0</b>	<b>\$0</b>	<b>\$1,421,327</b>	<b>\$1,928,671</b>	<b>\$5,372</b>	<b>\$3,355,370</b>
	41	Macon	\$294	\$1,203	\$3,133	\$4,630	\$0	\$0	\$0	\$0	\$186,000	\$639,139	\$12,346	\$837,486
		Shelby	\$0	\$0	\$0	\$0	\$0	\$0	\$0	\$0	\$63,617	\$304,097	\$18,381	\$386,094
		<b>Circuit Total</b>	<b>\$294</b>	<b>\$1,203</b>	<b>\$3,133</b>	<b>\$4,630</b>	<b>\$0</b>	<b>\$0</b>	<b>\$0</b>	<b>\$0</b>	<b>\$249,617</b>	<b>\$943,236</b>	<b>\$30,727</b>	<b>\$1,223,580</b>
	42	Crawford	\$0	\$200	\$0	\$200	\$0	\$0	\$0	\$0	\$354,395	\$2,957,217	\$2,819	\$3,314,431
		Dent	\$6,604	\$0	\$0	\$6,604	\$0	\$0	\$0	\$0	\$171,453	\$448,023	\$548	\$620,024
		Iron	\$6,115	\$580	\$0	\$6,695	\$0	\$4,463	\$0	\$4,463	\$95,079	\$517,895	\$28,575	\$641,550
		Reynolds	\$1,507	\$0	\$0	\$1,507	\$0	\$0	\$0	\$0	\$42,524	\$179,519	\$233	\$222,276
		Wayne	\$2,255	\$100	\$3	\$2,358	\$0	\$0	\$952	\$952	\$218,360	\$383,749	\$5,489	\$607,597
		<b>Circuit Total</b>	<b>\$16,481</b>	<b>\$880</b>	<b>\$3</b>	<b>\$17,364</b>	<b>\$0</b>	<b>\$4,463</b>	<b>\$952</b>	<b>\$5,415</b>	<b>\$881,810</b>	<b>\$4,486,404</b>	<b>\$37,664</b>	<b>\$5,405,877</b>
	43	Caldwell	\$4,691	\$196	\$0	\$4,887	\$0	\$0	\$0	\$0	\$101,862	\$1,407,106	\$100	\$1,509,068
		Clinton	\$8,206	\$388	\$0	\$8,594	\$0	\$0	\$0	\$0	\$129,265	\$1,086,234	\$730	\$1,216,229
		Daviess	\$2,754	\$73	\$0	\$2,827	\$0	\$0	\$0	\$0	\$131,682	\$1,353,362	\$70	\$1,485,114
		DeKalb	\$2,566	\$950	\$12	\$3,528	\$0	\$0	\$0	\$0	\$254,016	\$2,301,935	\$385	\$2,556,336
		Livingston	\$13,034	\$437	\$54	\$13,524	\$0	\$0	\$0	\$0	\$181,422	\$1,819,162	\$45,282	\$2,045,866
		<b>Circuit Total</b>	<b>\$31,251</b>	<b>\$2,043</b>	<b>\$66</b>	<b>\$33,360</b>	<b>\$0</b>	<b>\$0</b>	<b>\$0</b>	<b>\$0</b>	<b>\$798,248</b>	<b>\$7,967,798</b>	<b>\$46,567</b>	<b>\$8,812,613</b>
	44	Douglas	\$286	\$245	\$0	\$531	\$0	\$5,783	\$7,599	\$13,382	\$88,106	\$403,206	\$36,071	\$527,383
		Ozark	\$30	\$124	\$0	\$154	\$0	\$2,385	\$3,145	\$5,530	\$76,054	\$150,044	\$5,460	\$231,558
		Wright	\$0	\$200	\$0	\$200	\$25	\$24,621	\$17,158	\$41,804	\$108,715	\$357,479	\$34,614	\$500,809
		<b>Circuit Total</b>	<b>\$316</b>	<b>\$569</b>	<b>\$0</b>	<b>\$885</b>	<b>\$25</b>	<b>\$32,789</b>	<b>\$27,902</b>	<b>\$60,716</b>	<b>\$272,875</b>	<b>\$910,729</b>	<b>\$76,145</b>	<b>\$1,259,749</b>
	45	Lincoln	\$46,050	\$3,960	\$0	\$50,010	\$0	\$0	\$0	\$0	\$720,863	\$2,312,344	\$946	\$3,034,153
		Pike	\$4,262	\$3,940	\$0	\$8,203	\$0	\$						

Table 84

Circuit Court - July 1, 2005 - June 30, 2012

## Accounts Receivable - Amount and Balance

Cir No.	County	Felony			Misdemeanor			Cons/Watercraft		Traffic		Municipal		Ordinance	
		Amount Assessed	Balance	Due	Amount Assessed	Balance	Due	Amount Assessed	Balance Due	Amount Assessed	Balance Due	Amount Assessed	Balance Due	Amount Assessed	Balance Due
1	Clark	\$1,386,878	\$720,270		\$844,638	\$150,070		\$9,010	\$58	\$312,164	\$1,653	\$37,891	\$3,813	\$0	\$0
	Schulyer	\$248,206	\$52,072		\$208,704	\$10,784		\$26,136	\$0	\$187,541	\$679	\$119,017	\$475	\$0	\$0
	Scotland	\$449,272	\$263,106		\$300,057	\$49,634		\$33,820	\$80	\$210,973	\$495	\$43,300	\$985	\$0	\$0
	<b>Circuit Total</b>	<b>\$2,084,357</b>	<b>\$1,035,448</b>		<b>\$1,353,399</b>	<b>\$210,489</b>		<b>\$68,966</b>	<b>\$138</b>	<b>\$710,678</b>	<b>\$2,827</b>	<b>\$200,208</b>	<b>\$5,273</b>	<b>\$0</b>	<b>\$0</b>
2	Adair	\$2,107,396	\$1,472,400		\$611,741	\$39,607		\$283	\$0	\$383,656	\$964	\$4,950	\$0	\$0	\$0
	Knox	\$141,416	\$11,985		\$91,263	\$2,400		\$8,463	\$28	\$102,145	\$0	\$9,662	\$0	\$0	\$0
	Lewis	\$483,081	\$123,752		\$591,146	\$53,340		\$11,441	\$392	\$407,782	\$3,211	\$5,930	\$266	\$0	\$0
	<b>Circuit Total</b>	<b>\$2,731,894</b>	<b>\$1,608,137</b>		<b>\$1,294,150</b>	<b>\$95,347</b>		<b>\$20,187</b>	<b>\$420</b>	<b>\$893,584</b>	<b>\$4,175</b>	<b>\$20,541</b>	<b>\$266</b>	<b>\$0</b>	<b>\$0</b>
3	Grundy	\$894,316	\$487,687		\$395,348	\$64,878		\$45,558	\$184	\$536,841	\$9,971	\$206,786	\$25,721	\$0	\$0
	Harrison	\$396,255	\$130,474		\$467,225	\$36,835		\$33,224	\$0	\$2,627,624	\$4,645	\$0	\$0	\$0	\$0
	Mercer	\$246,460	\$125,670		\$136,298	\$11,558		\$17,944	\$0	\$251,691	\$2,348	\$0	\$0	\$0	\$0
	Putnam	\$402,677	\$222,103		\$188,168	\$14,720		\$34,049	\$442	\$358,115	\$3,564	\$32,901	\$4,405	\$0	\$0
	<b>Circuit Total</b>	<b>\$1,939,709</b>	<b>\$965,934</b>		<b>\$1,058,700</b>	<b>\$95,044</b>		<b>\$97,805</b>	<b>\$442</b>	<b>\$3,652,485</b>	<b>\$16,619</b>	<b>\$32,985</b>	<b>\$4,405</b>	<b>\$0</b>	<b>\$0</b>
4	Atchison	\$333,342	\$101,103		\$395,348	\$64,878		\$45,558	\$184	\$536,841	\$9,971	\$206,786	\$25,721	\$0	\$0
	Gentry	\$279,777	\$194,374		\$423,334	\$65,959		\$12,857	\$0	\$229,475	\$1,599	\$0	\$0	\$0	\$0
	Holt	\$393,187	\$227,070		\$433,123	\$50,528		\$14,631	\$0	\$459,425	\$4,043	\$43,150	\$1,473	\$0	\$0
	Nodaway	\$1,577,741	\$1,048,305		\$714,070	\$145,360		\$10,626	\$305	\$649,607	\$5,650	\$348,517	\$36,948	\$720	\$0
	Worth	\$111,795	\$49,129		\$46,091	\$5,825		\$3,856	\$0	\$81,565	\$740	\$0	\$0	\$0	\$0
	<b>Circuit Total</b>	<b>\$2,695,841</b>	<b>\$1,619,981</b>		<b>\$2,011,965</b>	<b>\$332,551</b>		<b>\$87,527</b>	<b>\$488</b>	<b>\$1,956,912</b>	<b>\$22,002</b>	<b>\$598,452</b>	<b>\$64,141</b>	<b>\$720</b>	<b>\$0</b>
5	Andrew	\$1,945,801	\$1,106,681		\$1,318,670	\$495,579		\$37,816	\$4,952	\$940,979	\$64,066	\$636,421	\$74,765	\$0	\$0
	Buchanan	\$9,258,294	\$6,771,619		\$3,441,728	\$1,706,868		\$18,168	\$2,395	\$1,390,021	\$140,953	\$0	\$0	\$0	\$0
	<b>Circuit Total</b>	<b>\$11,204,095</b>	<b>\$7,878,300</b>		<b>\$4,760,398</b>	<b>\$2,202,446</b>		<b>\$55,984</b>	<b>\$7,347</b>	<b>\$2,331,001</b>	<b>\$205,020</b>	<b>\$636,421</b>	<b>\$74,765</b>	<b>\$0</b>	<b>\$0</b>
6	Platte	\$1,045,807	\$319,021		\$2,712,302	\$39,709		\$50,699	\$0	\$5,966,437	\$22,219	\$243,692	\$2,403	\$67	\$0
	<b>Circuit Total</b>	<b>\$1,045,807</b>	<b>\$319,021</b>		<b>\$2,712,302</b>	<b>\$39,709</b>		<b>\$50,699</b>	<b>\$0</b>	<b>\$5,966,437</b>	<b>\$22,219</b>	<b>\$243,692</b>	<b>\$2,403</b>	<b>\$67</b>	<b>\$0</b>
7	Clay	\$2,041,398	\$991,269		\$2,229,021	\$198,675		\$128,868	\$551	\$3,006,138	\$84,718	\$65,193	\$1,207	\$93,231	\$591
	<b>Circuit Total</b>	<b>\$2,041,398</b>	<b>\$991,269</b>		<b>\$2,229,021</b>	<b>\$198,675</b>		<b>\$128,868</b>	<b>\$551</b>	<b>\$3,006,138</b>	<b>\$84,718</b>	<b>\$65,193</b>	<b>\$1,207</b>	<b>\$93,231</b>	<b>\$591</b>
8	Carroll	\$847,090	\$555,424		\$434,856	\$56,430		\$41,045	\$489	\$562,688	\$9,579	\$6,047	\$0	\$0	\$0
	Ray	\$912,690	\$367,005		\$808,279	\$198,511		\$3,466	\$0	\$717,658	\$17,928	\$177,714	\$2,252	\$2,050	\$0
	<b>Circuit Total</b>	<b>\$1,759,780</b>	<b>\$922,429</b>		<b>\$1,243,135</b>	<b>\$254,941</b>		<b>\$44,511</b>	<b>\$489</b>	<b>\$1,280,346</b>	<b>\$27,507</b>	<b>\$183,760</b>	<b>\$2,252</b>	<b>\$2,050</b>	<b>\$0</b>
9	Chariton	\$498,439	\$331,578		\$224,910	\$8,163		\$65,665	\$224	\$419,497	\$2,459	\$9,420	\$0	\$429	\$100
	Linn	\$896,345	\$499,185		\$394,533	\$113,244		\$21,532	\$1,643	\$635,645	\$21,360	\$0	\$0	\$0	\$0
	Sullivan	\$535,654	\$63,477		\$299,166	\$15,008		\$6,796	\$0	\$381,922	\$3,149	\$107,749	\$4,644	\$0	\$0
	<b>Circuit Total</b>	<b>\$1,930,438</b>	<b>\$894,240</b>		<b>\$918,609</b>	<b>\$136,416</b>		<b>\$93,994</b>	<b>\$1,866</b>	<b>\$1,437,064</b>	<b>\$26,967</b>	<b>\$117,169</b>	<b>\$4,644</b>	<b>\$429</b>	<b>\$100</b>
10	Marion	\$995,794	\$546,156		\$1,473,303	\$157,389		\$25,994	\$1,613	\$1,295,208	\$20,225	\$138,608	\$74,130	\$0	\$0
	Monroe	\$334,032	\$132,121		\$770,052	\$73,972		\$16,486	\$245	\$354,305	\$1,293	\$7,406	\$0	\$0	\$0
	Ralls	\$727,158	\$508,446		\$1,111,356	\$510,493		\$94,359	\$2,114	\$778,954	\$15,580	\$33,752	\$2,740	\$0	\$0
	<b>Circuit Total</b>	<b>\$2,056,984</b>	<b>\$1,186,722</b>		<b>\$3,354,711</b>	<b>\$741,854</b>		<b>\$136,838</b>	<b>\$3,971</b>	<b>\$2,428,467</b>	<b>\$37,097</b>	<b>\$179,765</b>	<b>\$76,870</b>	<b>\$0</b>	<b>\$0</b>
11	St. Charles	\$12,102,990	\$1,149,628		\$4,940,086	\$802,662		\$162,314	\$5,943	\$8,785,830	\$454,896	\$606	\$0	\$5,834,138	\$82,145
	<b>Circuit Total</b>	<b>\$12,102,990</b>	<b>\$1,149,628</b>		<b>\$4,940,086</b>	<b>\$802,662</b>		<b>\$162,314</b>	<b>\$5,943</b>	<b>\$8,785,830</b>	<b>\$454,896</b>	<b>\$606</b>	<b>\$0</b>	<b>\$5,834,138</b>	<b>\$82,145</b>
12	Audrain	\$2,990,596	\$2,009,008		\$1,743,773	\$612,764		\$6,480	\$514	\$483,330	\$13,118	\$208,399	\$5,461	\$0	\$0
	Montgomery	\$1,768,345	\$1,135,319		\$973,226	\$96,320		\$9,844	\$0	\$871,779	\$8,879	\$371,796	\$23,975	\$0	\$0
	Warren	\$5,095,659	\$2,172,729		\$1,656,261	\$308,482		\$28,973	\$3,829	\$2,728,468	\$130,463	\$2,010,295	\$180,840	\$0	\$0
	<b>Circuit Total</b>	<b>\$9,854,600</b>	<b>\$5,317,056</b>		<b>\$4,373,261</b>	<b>\$1,017,565</b>		<b>\$45,296</b>	<b>\$4,343</b>	<b>\$4,083,677</b>	<b>\$152,461</b>	<b>\$2,590,490</b>	<b>\$210,276</b>	<b>\$0</b>	<b>\$0</b>
13	Boone	\$3,178,025	\$1,165,614		\$6,438,263	\$739,493		\$2,646	\$35	\$4,134,726	\$53,652	\$598,097	\$4,377	\$0	\$0
	Callaway	\$580,094	\$206,297		\$1,975,683	\$176,922		\$0	\$0	\$1,248,548	\$32,973	\$647,013	\$17,059	\$0	\$0
	<b>Circuit Total</b>	<b>\$3,758,119</b>	<b>\$1,371,911</b>		<b>\$8,413,946</b>	<b>\$916,415</b>		<b>\$2,646</b>	<b>\$35</b>	<b>\$5,383,273</b>	<b>\$86,624</b>	<b>\$1,245,109</b>	<b>\$21,437</b>	<b>\$0</b>	<b>\$0</b>
14	Howard	\$280,879	\$132,621		\$301,283	\$3,388		\$6,005	\$0	\$137,394	\$0	\$154,390	\$5,064	\$0	\$0
	Randolph	\$1,018,741	\$296,063		\$838,726	\$31,508		\$18,759	\$0	\$500,782	\$1,855	\$584,453	\$20,564	\$0	\$0
	<b>Circuit Total</b>	<b>\$1,299,619</b>	<b>\$428,683</b>		<b>\$1,140,009</b>	<b>\$34,896</b>		<b>\$24,764</b>	<b>\$0</b>	<b>\$638,176</b>	<b>\$1,855</b>	<b>\$738,843</b>	<b>\$25,628</b>	<b>\$0</b>	<b>\$0</b>
15	Lafayette	\$4,340,461	\$2,167,877		\$1,370,194	\$326,887		\$23,239	\$1,843	\$4,063,534	\$168,596	\$623,502	\$12,799	\$454	\$0
	Saline	\$2,136,812	\$1,326,341		\$1,021,119	\$62,245		\$25,679	\$41	\$1,405,504	\$12,679	\$338	\$0	\$0	\$0
	<b>Circuit Total</b>	<b>\$6,477,273</b>	<b>\$3,494,217</b>		<b>\$2,391,312</b>	<b>\$389,132</b>		<b>\$48,918</b>	<b>\$1,884</b>	<b>\$5,469,038</b>	<b>\$181,275</b>	<b>\$623,840</b>	<b>\$12,799</b>	<b>\$454</b>	<b>\$0</b>
16	Jackson	\$43,399,460	\$4,801,182		\$5,203,977	\$1,121,437		\$54,034	\$2,724	\$4,208,092	\$201,434	\$469,672	\$12,491	\$309,764	\$5,669
	<b>Circuit Total</b>	<b>\$43,399,460</b>	<b>\$4,801,182</b>		<b>\$5,203,977</b>	<b>\$1,121,437</b>		<b>\$54,034</b>	<b>\$2,724</b>	<b>\$4,208,092</b>	<b>\$201,434</b>	<b>\$469,672</b>	<b>\$12,491</b>	<b>\$309,764</b>	<b>\$5,669</b>
17	Cass	\$6,439,204	\$4,354,639		\$1,636,160	\$156,900		\$3,864	\$0	\$1,716,492	\$15,733	\$899,864	\$13,886	\$2,063,148	\$23,582
	Johnson	\$2,878,604	\$2,328,451		\$1,006,049	\$52,444		\$10,772	\$212	\$1,958,766	\$27,194	\$460,675	\$11,110	\$0	\$0
	<b>Circuit Total</b>	<b>\$9,317,809</b>	<b>\$6,683,090</b>		<b>\$2,642,209</b>	<b>\$209,343</b>		<b>\$14,636</b>	<b>\$212</b>	<b>\$3,675,257</b>	<b>\$42,927</b>	<b>\$1,360,539</b>	<b>\$24,996</b>	<b>\$2,063,148</b>	<b>\$23,582</b>
18	Cooper	\$1,272,903	\$734,336		\$1,097,000	\$111,055		\$37,829	\$220	\$1,218,398	\$17,508	\$591,398	\$11,909	\$0	\$0
	Pettis	\$3,103,726	\$2,531,045		\$1,434,869	\$320,374		\$5,156	\$142	\$1,309,199	\$24,175	\$880,513	\$40,498	\$223	\$0
	<b>Circuit Total</b>	<b>\$4,376,629</b>	<b>\$2,531,045</b>		<b>\$2,531,869</b>	<b>\$431,430</b>		<b>\$42,985</b>	<b>\$362</b>	<b>\$2,527,597</b>	<b>\$41,682</b>	<b>\$1,471,912</b>	<b>\$52,408</b>	<b>\$223</b>	<b>\$0</b>
19	Cole	\$6,432,512	\$5,551,263		\$4,331,116	\$2,104,251		\$8,901	\$1,409	\$1,321,494	\$196,216	\$3,555,501	\$267,759	\$6,339	\$1,348
	<b>Circuit Total</b>	<b>\$6,432,512</b>	<b>\$5,551,263</b>		<b>\$4,331,116</b>	<b>\$2,104,251</b>		<b>\$8,901</b>	<b>\$1,409</b>	<b>\$1,321,494</b>	<b>\$196,216</b>	<b>\$3,555,501</b>	<b>\$267,759</b>	<b>\$6,339</b>	<b>\$1,348</b>
20	Franklin	\$7,718,082	\$5,184,732		\$3,523,126	\$299,083		\$5,163	\$0	\$6,675,619	\$92,620	\$1,209,550	\$137,277	\$0	\$0
	Gasconade	\$1,050,082	\$604,418		\$654,741	\$89,057		\$22,127	\$0	\$453,163	\$3,188	\$12,427	\$0	\$0	\$0
	Osage	\$384,183	\$245,330		\$389,872	\$23,039		\$42,573	\$674	\$328,641	\$2,123	\$111,830	\$1,594	\$0	\$0
	<b>Circuit Total</b>	<b>\$9,152,347</b>	<b>\$6,034,480</b>		<b>\$4,567,740</b>	<b>\$411,178</b>		<b>\$69,862</b>	<b>\$674</b>	<b>\$7,457,424</b>	<b>\$97,932</b>	<b>\$1,333,806</b>	<b>\$138,870</b>	<b>\$0</b>	<b>\$0</b>
21	St. Louis County	\$7,784,007	\$3,203,184		\$4,971,158	\$1,044,399		\$4,803	\$499	\$10,517,960	\$1,081,717	\$3,245,575	\$279,749	\$45	\$0
	<b>Circuit Total</b>	<b>\$7,784,007</b>	<b>\$3,203,184</b>		<b>\$4,971,158</b>	<b>\$1,044,399</b>		<b>\$4,803</b>	<b>\$499</b>	<b>\$10,517,960</b>	<b>\$1,081,717</b>	<b>\$3,245,575</b>	<b>\$279,749</b>	<b>\$45</b>	<b>\$0</b>
22	City of St. Louis	\$7,105,344	\$4,651,296		\$1,714,112	\$608,290		\$6,514	\$1,025	\$382,141	\$33,292	\$541	\$105	\$0	\$0
	<b>Circuit Total</b>	<b>\$7,105,344</b>	<b>\$4,651,296</b>		<b>\$1,714,112</b>	<b>\$608,290</b>		<b>\$6,514</b>	<b>\$1,025</b>	<b>\$382,141</b>	<b>\$33,292</b>	<b>\$541</b>	<b>\$105</b>	<	



Table 84

Circuit Court - July 1, 2005 - June 30, 2012

## Accounts Receivable - Amount and Balance

No.	County	Civil		Domestic Relations		Probate		Juvenile		Treatment Courts		Totals	
		Amount Assessed	Balance Due	Amount Assessed	Balance Due	Amount Assessed	Balance Due	Amount Assessed	Balance Due	Amount Assessed	Balance Due	Amount Assessed	Balance Due
1	Clark	\$1,657,042	\$1,410	\$118,879	\$16,072	\$58,260	\$601	\$13,056	\$3,417	\$0	\$0	\$4,437,818	\$897,362
	Schulyer	\$157,961	\$656	\$79,660	\$5,396	\$24,730	\$392	\$7,319	\$297	\$0	\$0	\$1,059,274	\$70,750
	Scotland	\$96,924	\$164	\$96,592	\$13,608	\$41,693	\$422	\$14,055	\$390	\$0	\$0	\$1,286,687	\$328,884
	<b>Circuit Total</b>	<b>\$1,911,927</b>	<b>\$2,230</b>	<b>\$295,131</b>	<b>\$35,075</b>	<b>\$124,683</b>	<b>\$1,415</b>	<b>\$34,430</b>	<b>\$4,103</b>	<b>\$0</b>	<b>\$0</b>	<b>\$6,783,779</b>	<b>\$1,296,996</b>
2	Adair	\$375,241	\$4,130	\$183,564	\$17,117	\$100,511	\$699	\$27,746	\$2,224	\$0	\$0	\$3,795,088	\$1,537,141
	Knox	\$43,803	\$0	\$73,046	\$1,875	\$22,912	\$0	\$2,916	\$0	\$0	\$0	\$495,627	\$16,288
	Lewis	\$83,649	\$231	\$98,684	\$13,893	\$42,448	\$249	\$6,320	\$150	\$0	\$0	\$1,730,481	\$195,484
	<b>Circuit Total</b>	<b>\$502,693</b>	<b>\$4,361</b>	<b>\$355,294</b>	<b>\$32,885</b>	<b>\$165,871</b>	<b>\$948</b>	<b>\$36,982</b>	<b>\$2,374</b>	<b>\$0</b>	<b>\$0</b>	<b>\$6,021,196</b>	<b>\$1,748,913</b>
3	Grundy	\$376,351	\$2,184	\$137,851	\$9,204	\$63,655	\$2,145	\$36,300	\$8,971	\$26,585	\$7,785	\$2,229,793	\$555,971
	Harrison	\$256,184	\$180	\$133,983	\$602	\$66,745	\$3,285	\$25,388	\$2,515	\$11,550	\$560	\$4,018,178	\$179,096
	Mercer	\$215,555	\$2,558	\$60,383	\$1,128	\$27,950	\$352	\$10,140	\$1,573	\$3,220	\$30	\$969,642	\$145,217
	Putnam	\$97,708	\$4,935	\$144,861	\$18,295	\$51,807	\$976	\$17,169	\$2,608	\$8,860	\$1,290	\$1,336,314	\$273,338
	<b>Circuit Total</b>	<b>\$945,798</b>	<b>\$9,857</b>	<b>\$477,078</b>	<b>\$29,230</b>	<b>\$210,156</b>	<b>\$6,758</b>	<b>\$88,996</b>	<b>\$15,667</b>	<b>\$50,215</b>	<b>\$9,665</b>	<b>\$8,553,926</b>	<b>\$1,153,621</b>
4	Atchison	\$167,061	\$1,365	\$123,600	\$50,366	\$36,648	\$768	\$21,003	\$5,211	\$0	\$0	\$1,866,188	\$259,567
	Gentry	\$164,255	\$5,903	\$58,291	\$8,618	\$26,865	\$683	\$16,154	\$7,580	\$0	\$0	\$1,211,006	\$284,715
	Holt	\$103,991	\$3,640	\$65,461	\$4,284	\$30,628	\$540	\$27,017	\$16,398	\$0	\$0	\$1,570,612	\$307,976
	Nodaway	\$303,357	\$3,775	\$538,860	\$56,071	\$52,088	\$1,431	\$51,829	\$11,606	\$0	\$0	\$4,247,414	\$1,309,450
	Worth	\$20,164	\$7	\$56,914	\$23,530	\$8,259	\$0	\$6,145	\$389	\$0	\$0	\$334,788	\$79,621
	<b>Circuit Total</b>	<b>\$758,828</b>	<b>\$14,690</b>	<b>\$843,126</b>	<b>\$142,869</b>	<b>\$154,488</b>	<b>\$3,422</b>	<b>\$122,148</b>	<b>\$41,184</b>	<b>\$0</b>	<b>\$0</b>	<b>\$9,230,008</b>	<b>\$2,241,329</b>
5	Andrew	\$255,732	\$16,801	\$647,315	\$62,714	\$43,241	\$2,124	\$28,838	\$4,237	\$0	\$0	\$5,854,814	\$1,831,918
	Buchanan	\$5,293,944	\$87,616	\$1,354,441	\$180,526	\$338,975	\$16,221	\$101,124	\$5,158	\$122,856	\$34,194	\$21,319,550	\$8,945,549
	<b>Circuit Total</b>	<b>\$5,549,676</b>	<b>\$104,417</b>	<b>\$2,001,756</b>	<b>\$243,240</b>	<b>\$382,216</b>	<b>\$18,344</b>	<b>\$129,962</b>	<b>\$9,395</b>	<b>\$122,856</b>	<b>\$34,194</b>	<b>\$27,174,364</b>	<b>\$10,777,467</b>
6	Platte	\$4,464,116	\$54,138	\$1,326,797	\$9,187	\$208,584	\$5,545	\$166,398	\$41,822	\$4,395	\$200	\$16,189,294	\$494,245
	<b>Circuit Total</b>	<b>\$4,464,116</b>	<b>\$54,138</b>	<b>\$1,326,797</b>	<b>\$9,187</b>	<b>\$208,584</b>	<b>\$5,545</b>	<b>\$166,398</b>	<b>\$41,822</b>	<b>\$4,395</b>	<b>\$200</b>	<b>\$16,189,294</b>	<b>\$494,245</b>
7	Clay	\$5,029,218	\$87,228	\$1,974,303	\$223,695	\$414,653	\$6,704	\$237,326	\$10,387	\$322	\$0	\$15,219,670	\$1,605,024
	<b>Circuit Total</b>	<b>\$5,029,218</b>	<b>\$87,228</b>	<b>\$1,974,303</b>	<b>\$223,695</b>	<b>\$414,653</b>	<b>\$6,704</b>	<b>\$237,326</b>	<b>\$10,387</b>	<b>\$322</b>	<b>\$0</b>	<b>\$15,219,670</b>	<b>\$1,605,024</b>
8	Carroll	\$2,735,742	\$3,164	\$98,838	\$3,300	\$99,381	\$2,439	\$12,810	\$2,308	\$0	\$0	\$4,838,498	\$633,133
	Ray	\$1,048,552	\$18,709	\$401,595	\$43,501	\$141,376	\$2,342	\$61,337	\$24,737	\$51,912	\$10,430	\$4,326,627	\$685,412
	<b>Circuit Total</b>	<b>\$3,784,294</b>	<b>\$21,873</b>	<b>\$500,433</b>	<b>\$46,801</b>	<b>\$240,757</b>	<b>\$4,781</b>	<b>\$74,147</b>	<b>\$27,045</b>	<b>\$51,912</b>	<b>\$10,430</b>	<b>\$9,165,125</b>	<b>\$1,318,545</b>
9	Chariton	\$504,305	\$760	\$89,367	\$11,897	\$67,942	\$307	\$50,142	\$569	\$60	\$0	\$1,930,177	\$356,057
	Linn	\$342,466	\$2,073	\$162,549	\$5,106	\$63,357	\$1,444	\$106,465	\$6,429	\$23,430	\$10,260	\$2,646,321	\$660,743
	Sullivan	\$178,101	\$3,776	\$151,884	\$14,112	\$45,989	\$127	\$75,953	\$649	\$13,710	\$0	\$1,796,923	\$104,940
	<b>Circuit Total</b>	<b>\$1,024,872</b>	<b>\$6,609</b>	<b>\$403,800</b>	<b>\$31,114</b>	<b>\$177,287</b>	<b>\$1,878</b>	<b>\$232,560</b>	<b>\$7,647</b>	<b>\$37,200</b>	<b>\$10,260</b>	<b>\$6,373,421</b>	<b>\$1,121,740</b>
10	Marion	\$950,292	\$3,581	\$265,337	\$19,798	\$91,095	\$2,410	\$66,191	\$12,662	\$31,240	\$159	\$5,333,063	\$838,123
	Monroe	\$173,617	\$3,657	\$86,024	\$7,327	\$39,918	\$137	\$14,499	\$5,495	\$0	\$0	\$1,796,337	\$224,246
	Ralls	\$203,329	\$9,207	\$140,220	\$21,530	\$41,857	\$733	\$29,985	\$5,140	\$0	\$0	\$3,160,970	\$1,075,980
	<b>Circuit Total</b>	<b>\$1,327,238</b>	<b>\$16,444</b>	<b>\$491,581</b>	<b>\$48,655</b>	<b>\$172,870</b>	<b>\$3,280</b>	<b>\$110,675</b>	<b>\$23,296</b>	<b>\$31,240</b>	<b>\$159</b>	<b>\$10,290,369</b>	<b>\$2,138,348</b>
11	St. Charles	\$35,050,467	\$10,904	\$2,524,358	\$65,648	\$791,489	\$0	\$515,469	\$190,418	\$46	\$40	\$70,707,792	\$2,762,284
	<b>Circuit Total</b>	<b>\$35,050,467</b>	<b>\$10,904</b>	<b>\$2,524,358</b>	<b>\$65,648</b>	<b>\$791,489</b>	<b>\$0</b>	<b>\$515,469</b>	<b>\$190,418</b>	<b>\$46</b>	<b>\$40</b>	<b>\$70,707,792</b>	<b>\$2,762,284</b>
12	Audrain	\$1,663,540	\$189,828	\$264,980	\$35,011	\$101,658	\$1,419	\$195,447	\$56,452	\$2,253	\$613	\$7,660,455	\$2,924,188
	Montgomery	\$473,198	\$6,000	\$135,752	\$10,202	\$71,964	\$395	\$41,233	\$20,408	\$5,160	\$1,140	\$4,722,396	\$1,302,637
	Warren	\$2,249,318	\$37,638	\$326,035	\$53,719	\$111,220	\$1,575	\$125,304	\$43,676	\$12,318	\$6,836	\$14,343,851	\$2,939,787
	<b>Circuit Total</b>	<b>\$4,386,056</b>	<b>\$233,465</b>	<b>\$726,767</b>	<b>\$98,932</b>	<b>\$284,843</b>	<b>\$3,389</b>	<b>\$361,983</b>	<b>\$120,535</b>	<b>\$19,731</b>	<b>\$8,589</b>	<b>\$26,726,703</b>	<b>\$7,166,612</b>
13	Boone	\$10,478,259	\$90,382	\$1,957,480	\$290,552	\$816,780	\$12,669	\$695,183	\$244,702	\$70	\$0	\$28,299,529	\$2,601,476
	Callaway	\$1,950,532	\$40,479	\$676,406	\$102,653	\$364,324	\$2,335	\$245,685	\$11,339	\$0	\$0	\$7,688,284	\$590,958
	<b>Circuit Total</b>	<b>\$12,428,791</b>	<b>\$130,860</b>	<b>\$2,633,886</b>	<b>\$393,205</b>	<b>\$1,181,104</b>	<b>\$15,904</b>	<b>\$940,868</b>	<b>\$256,041</b>	<b>\$70</b>	<b>\$0</b>	<b>\$35,987,813</b>	<b>\$3,192,434</b>
14	Howard	\$1,410,644	\$36,136	\$130,595	\$35,857	\$45,313	\$918	\$7,264	\$0	\$0	\$0	\$2,473,766	\$213,984
	Randolph	\$1,282,551	\$4,781	\$296,905	\$31,833	\$87,156	\$1,177	\$34,737	\$1,182	\$17,473	\$1,370	\$4,680,282	\$390,332
	<b>Circuit Total</b>	<b>\$2,693,196</b>	<b>\$40,916</b>	<b>\$427,500</b>	<b>\$67,690</b>	<b>\$132,468</b>	<b>\$2,095</b>	<b>\$42,001</b>	<b>\$1,182</b>	<b>\$17,473</b>	<b>\$1,370</b>	<b>\$7,154,048</b>	<b>\$604,316</b>
15	Lafayette	\$928,989	\$5,386	\$624,258	\$66,445	\$196,506	\$20	\$43,660	\$2,020	\$0	\$0	\$12,214,796	\$2,751,872
	Saline	\$903,016	\$7,188	\$307,910	\$37,611	\$135,043	\$2,921	\$24,325	\$830	\$54,791	\$16,459	\$6,014,537	\$1,466,315
	<b>Circuit Total</b>	<b>\$1,832,005</b>	<b>\$12,574</b>	<b>\$932,168</b>	<b>\$104,057</b>	<b>\$331,550</b>	<b>\$2,941</b>	<b>\$67,986</b>	<b>\$2,850</b>	<b>\$54,791</b>	<b>\$16,459</b>	<b>\$18,229,333</b>	<b>\$4,218,187</b>
16	Jackson	\$85,254,070	\$865,774	\$7,119,149	\$584,418	\$2,573,690	\$22,254	\$809,539	\$35,494	\$356,144	\$72,606	\$149,757,591	\$7,725,483
	<b>Circuit Total</b>	<b>\$85,254,070</b>	<b>\$865,774</b>	<b>\$7,119,149</b>	<b>\$584,418</b>	<b>\$2,573,690</b>	<b>\$22,254</b>	<b>\$809,539</b>	<b>\$35,494</b>	<b>\$356,144</b>	<b>\$72,606</b>	<b>\$149,757,591</b>	<b>\$7,725,483</b>
17	Cass	\$3,271,220	\$57,319	\$916,170	\$121,521	\$422,610	\$24,950	\$93,152	\$742	\$114,645	\$9,972	\$17,576,530	\$4,779,244
	Johnson	\$803,949	\$5,266	\$267,147	\$7,201	\$213,795	\$3,933	\$23,195	\$422	\$0	\$0	\$7,622,952	\$2,436,233
	<b>Circuit Total</b>	<b>\$4,075,170</b>	<b>\$62,585</b>	<b>\$1,183,317</b>	<b>\$128,722</b>	<b>\$636,405</b>	<b>\$28,884</b>	<b>\$116,347</b>	<b>\$1,163</b>	<b>\$114,645</b>	<b>\$9,972</b>	<b>\$25,199,481</b>	<b>\$7,215,477</b>
18	Cooper	\$461,019	\$1,751	\$228,794	\$18,495	\$120,516	\$3,557	\$119,470	\$22,866	\$0	\$0	\$5,147,327	\$921,697
	Pettis	\$2,164,375	\$5,505	\$507,001	\$21,731	\$287,716	\$1,877	\$204,605	\$38,796	\$0	\$0	\$9,897,384	\$2,984,143
	<b>Circuit Total</b>	<b>\$2,625,394</b>	<b>\$7,256</b>	<b>\$735,794</b>	<b>\$40,225</b>	<b>\$408,232</b>	<b>\$5,434</b>	<b>\$324,075</b>	<b>\$61,662</b>	<b>\$0</b>	<b>\$0</b>	<b>\$15,044,712</b>	<b>\$3,905,839</b>
19	Cole	\$4,096,654	\$1,749	\$615,174	\$16,222	\$250,479	\$2,323	\$187,598	\$1,758	\$36,355	\$1,254	\$20,842,122	\$8,145,552
	<b>Circuit Total</b>	<b>\$4,096,654</b>	<b>\$1,749</b>	<b>\$615,174</b>	<b>\$16,222</b>	<b>\$250,479</b>	<b>\$2,323</b>	<b>\$187,598</b>	<b>\$1,758</b>	<b>\$36,355</b>	<b>\$1,254</b>	<b>\$20,842,122</b>	<b>\$8,145,552</b>
20	Franklin	\$12,321,496	\$48,931	\$1,279,928	\$57,382	\$445,195	\$1,294	\$516,979	\$79,904	\$301,908	\$5,120	\$33,997,045	\$5,906,343
	Gasconade	\$650,272	\$2,594	\$566,827	\$6,802	\$87,869	\$719	\$78,769	\$28,046	\$6,975	\$428	\$3,583,251	\$735,252
	Osage	\$183,667	\$4,966	\$95,716	\$3,769	\$51,656	\$2,884	\$58,832	\$8,011	\$8,995	\$345	\$1,655,965	\$292,734
	<b>Circuit Total</b>	<b>\$13,155,435</b>	<b>\$56,491</b>	<b>\$1,942,471</b>	<b>\$67,954</b>	<b>\$584,719</b>	<b>\$4,897</b>	<b>\$654,580</b>	<b>\$115,962</b>	<b>\$317,878</b>	<b>\$5,892</b>	<b>\$39,236,261</b>	<b>\$6,934,330</b>
21	St. Louis County	\$74,342,275	\$390,521	\$5,964,226	\$239,365	\$3,492,951	\$4,558	\$693,153	\$169,228	\$0	\$0	\$111,016,151	\$6,413,221
	<b>Circuit Total</b>	<b>\$74,342,275</b>	<b>\$390,521</b>	<b>\$5,964,226</b>	<b>\$239,365</b>	<b>\$3,492,951</b>	<b>\$4,558</b>	<b>\$693,153</b>	<b>\$169,228</b>	<b>\$0</b>	<b>\$0</b>	<b>\$111,016,151</b>	<b>\$6,413,221</b>
22	City of St. Louis	\$42,519,022	\$4,881,749	\$1,803,430	\$388,740	\$1,498,209	\$2,720	\$509,283	\$41,769	\$627	\$308	\$55,539,222	\$10,609,293
	<b>Circuit Total</b>	<b>\$42,519,022</b>	<b>\$4,881,749</b>	<b>\$1,803,430</b>	<b>\$388,740</b>	<b>\$1,498,209</b>	<b>\$2,720</b>	<b>\$509,283</b>	<b>\$41,769</b>	<b>\$627</b>	<b>\$308</b>	<b>\$55,539,222</b>	<b>\$10,609,293</b>
23	Jefferson	\$10,476,892	\$155,569	\$2,677,409	\$180,955	\$411,140	\$27,009	\$1,052,160	\$418,352	\$389,663	\$52,062	\$32,297,387	\$8,727,130
	<b>Circuit Total</b>	<											

Table 84

Circuit Court - July 1, 2005 - June 30, 2012

Accounts Receivable - Amount and Balance

Cir. No.	County	Felony			Misdemeanor			Cons/Watercraft			Traffic			Municipal			Ordinance		
		Amount Assessed	Balance	Due	Amount Assessed	Balance	Due	Amount Assessed	Balance	Due	Amount Assessed	Balance	Due	Amount Assessed	Balance	Due	Amount Assessed	Balance	Due
25	Maries	\$238,809		\$120,716	\$141,299		\$10,553	\$4,274		\$134	\$347,181		\$1,485	\$228,807		\$804	\$0		\$0
	Phelps	\$12,299,159		\$6,462,739	\$1,654,297		\$387,945	\$8,418		\$0	\$1,864,617		\$26,407	\$831,085		\$102,652	\$0		\$0
	Pulaski	\$4,193,466		\$3,224,934	\$1,230,343		\$228,612	\$40,283		\$1,228	\$2,055,762		\$49,068	\$176,594		\$12,037	\$0		\$0
	Texas	\$2,546,091		\$1,997,479	\$1,161,621		\$415,458	\$19,874		\$1,072	\$735,763		\$11,289	\$0		\$0	\$0		\$0
	Circuit Total	\$19,277,525		\$11,805,868	\$4,187,560		\$1,042,568	\$72,848		\$2,434	\$5,003,324		\$88,248	\$1,236,486		\$115,493	\$0		\$0
26	Camden	\$6,350,585		\$3,919,977	\$4,658,283		\$509,852	\$179,287		\$4,076	\$143,685		\$1,566	\$224,177		\$19,860	\$15		\$0
	Laclede	\$11,031,713		\$6,888,616	\$3,454,729		\$1,844,718	\$19,214		\$3,187	\$1,193,046		\$49,857	\$1,213,906		\$484,413	\$0		\$0
	Miller	\$2,654,954		\$1,775,256	\$879,935		\$114,954	\$42,640		\$1,825	\$606,293		\$29,739	\$116,111		\$23,273	\$0		\$0
	Moniteau	\$971,630		\$698,873	\$320,940		\$10,409	\$16,114		\$0	\$467,022		\$2,587	\$0		\$0	\$0		\$0
	Morgan	\$2,864,767		\$1,830,866	\$1,049,051		\$114,919	\$61,770		\$832	\$691,470		\$11,002	\$0		\$0	\$0		\$0
	Circuit Total	\$23,873,650		\$15,113,589	\$10,362,939		\$2,594,852	\$319,026		\$9,919	\$3,101,517		\$94,750	\$1,554,193		\$527,546	\$15		\$0
27	Bates	\$1,757,366		\$1,083,477	\$774,547		\$247,309	\$50,055		\$5,094	\$2,312,031		\$103,844	\$0		\$0	\$0		\$0
	Henry	\$969,483		\$563,767	\$583,255		\$34,324	\$21,235		\$92	\$1,137,719		\$6,415	\$467,424		\$6,768	\$0		\$0
	St. Clair	\$904,874		\$657,514	\$230,868		\$4,021	\$70,182		\$0	\$1,234,020		\$1,927	\$506,466		\$1,488	\$0		\$0
	Circuit Total	\$3,631,724		\$2,304,758	\$1,588,670		\$285,654	\$141,471		\$5,186	\$4,683,769		\$112,186	\$973,890		\$8,256	\$0		\$0
28	Barton	\$416,877		\$217,497	\$323,338		\$45,043	\$18,267		\$3,562	\$434,181		\$11,986	\$9,483		\$980	\$0		\$0
	Cedar	\$856,707		\$518,316	\$534,345		\$60,817	\$60,712		\$2,337	\$240,396		\$6,253	\$52,048		\$2,251	\$0		\$0
	Dade	\$406,367		\$232,553	\$288,947		\$23,023	\$59,009		\$3,164	\$191,578		\$1,697	\$45,086		\$929	\$0		\$0
	Vernon	\$1,731,548		\$1,076,967	\$1,344,572		\$539,011	\$41,699		\$10,710	\$258,505		\$21,979	\$28,853		\$5,508	\$0		\$0
	Circuit Total	\$3,411,499		\$2,045,333	\$2,491,202		\$667,894	\$179,687		\$19,773	\$1,124,660		\$41,915	\$135,470		\$9,668	\$0		\$0
29	Jasper	\$12,212,876		\$9,571,016	\$2,677,131		\$261,357	\$6,855		\$0	\$1,530,981		\$13,872	\$487,002		\$40,511	\$138		\$0
	Circuit Total	\$12,212,876		\$9,571,016	\$2,677,131		\$261,357	\$6,855		\$0	\$1,530,981		\$13,872	\$487,002		\$40,511	\$138		\$0
30	Benton	\$1,292,807		\$780,015	\$1,168,590		\$164,257	\$43,613		\$1,223	\$756,478		\$8,837	\$136,116		\$19,040	\$0		\$0
	Dallas	\$1,201,627		\$600,627	\$1,306,307		\$163,509	\$80,687		\$1,521	\$1,306,249		\$16,642	\$341,035		\$15,332	\$0		\$0
	Hickory	\$615,495		\$476,714	\$370,013		\$44,588	\$78,393		\$988	\$220,457		\$1,128	\$0		\$0	\$0		\$0
	Polk	\$3,228,140		\$2,060,370	\$1,246,076		\$184,257	\$21,870		\$520	\$2,145,814		\$51,358	\$2,882		\$0	\$0		\$0
	Webster	\$1,429,822		\$925,552	\$757,927		\$134,219	\$19,438		\$778	\$1,003,421		\$12,201	\$657,897		\$36,338	\$0		\$0
	Circuit Total	\$7,767,890		\$4,843,277	\$4,848,912		\$690,830	\$243,999		\$5,030	\$5,432,419		\$90,166	\$1,137,931		\$70,710	\$0		\$0
31	Greene	\$4,877,299		\$2,909,768	\$5,664,313		\$1,727,820	\$1,064		\$179	\$1,721,125		\$186,424	\$544,996		\$31,052	\$0		\$0
	Circuit Total	\$4,877,299		\$2,909,768	\$5,664,313		\$1,727,820	\$1,064		\$179	\$1,721,125		\$186,424	\$544,996		\$31,052	\$0		\$0
32	Bollinger	\$501,311		\$309,330	\$441,174		\$35,008	\$53,860		\$1,580	\$110,226		\$1,381	\$128,237		\$8,362	\$0		\$0
	Cape Girardeau	\$4,190,383		\$1,517,367	\$5,629,424		\$1,919,190	\$1,727		\$0	\$1,103,986		\$27,907	\$374,532		\$1,215	\$0		\$0
	Perry	\$1,581,161		\$973,323	\$1,164,754		\$205,796	\$15,187		\$1,107	\$1,139,511		\$24,870	\$0		\$0	\$0		\$0
	Circuit Total	\$6,272,855		\$2,800,020	\$7,235,352		\$2,159,994	\$70,775		\$2,687	\$2,353,724		\$54,158	\$502,769		\$9,577	\$0		\$0
33	Mississippi	\$2,266,191		\$1,755,952	\$734,047		\$330,369	\$8,799		\$1,978	\$471,189		\$18,342	\$53,334		\$5,976	\$0		\$0
	Scott	\$6,124,187		\$3,985,898	\$1,684,919		\$423,569	\$1,717		\$0	\$786,170		\$57,750	\$98,458		\$9,410	\$0		\$0
	Circuit Total	\$8,390,377		\$5,741,850	\$2,418,966		\$753,938	\$10,516		\$1,978	\$1,257,359		\$76,092	\$151,792		\$15,385	\$0		\$0
34	New Madrid	\$1,466,086		\$514,548	\$895,613		\$17,200	\$24,184		\$0	\$580,277		\$160	\$553,213		\$134,053	\$0		\$0
	Pemiscot	\$1,812,830		\$833,989	\$2,072,857		\$102,209	\$39,928		\$161	\$3,163,222		\$14,013	\$697,078		\$283,853	\$0		\$0
	Circuit Total	\$3,278,916		\$1,348,536	\$2,968,470		\$119,409	\$64,112		\$161	\$3,743,500		\$14,173	\$1,250,291		\$417,906	\$0		\$0
35	Dunklin	\$1,413,620		\$408,222	\$850,323		\$81,224	\$7,412		\$148	\$379,593		\$14,402	\$755,878		\$158,846	\$0		\$0
	Stoddard	\$606,538		\$203,302	\$541,200		\$18,398	\$52,625		\$0	\$302,211		\$4,077	\$89,366		\$677	\$0		\$0
	Circuit Total	\$2,020,158		\$611,524	\$1,391,523		\$99,611	\$60,037		\$148	\$681,804		\$18,478	\$845,244		\$159,522	\$0		\$0
36	Butler	\$2,555,898		\$1,667,963	\$810,844		\$142,760	\$9,671		\$127	\$668,667		\$36,653	\$154,253		\$15,002	\$0		\$0
	Ripley	\$666,008		\$383,112	\$588,757		\$125,384	\$28,770		\$658	\$136,975		\$2,942	\$250,841		\$26,129	\$0		\$0
	Circuit Total	\$3,221,906		\$2,051,075	\$1,399,601		\$268,145	\$38,440		\$785	\$805,642		\$39,595	\$405,093		\$41,131	\$0		\$0
37	Carter	\$174,033		\$56,666	\$541,266		\$53,646	\$255,271		\$9,987	\$930,412		\$78,177	\$661,989		\$33,221	\$0		\$0
	Howell	\$3,060,897		\$2,539,412	\$1,326,753		\$269,794	\$774		\$0	\$1,978,486		\$43,201	\$439		\$0	\$0		\$0
	Oregon	\$249,261		\$127,112	\$295,593		\$31,889	\$32,689		\$666	\$244,314		\$5,614	\$103,069		\$6,736	\$0		\$0
	Shannon	\$395,865		\$301,417	\$1,175,005		\$351,887	\$28,574		\$6,426	\$252,788		\$27,232	\$791,384		\$150,993	\$0		\$0
	Circuit Total	\$3,880,055		\$3,024,607	\$3,338,617		\$707,217	\$317,308		\$17,078	\$3,406,000		\$154,224	\$1,556,880		\$190,950	\$0		\$0
38	Christian	\$861,294		\$469,708	\$1,394,470		\$73,492	\$20,166		\$205	\$678,161		\$3,443	\$515,707		\$57,342	\$535		\$50
	Taney	\$947,424		\$465,274	\$1,485,515		\$313,946	\$31,434		\$696	\$546,537		\$20,443	\$0		\$0	\$0		\$0
	Circuit Total	\$1,808,718		\$934,983	\$2,879,985		\$387,438	\$51,600		\$901	\$1,224,699		\$23,886	\$515,707		\$57,342	\$535		\$50
39	Barry	\$4,063,580		\$3,375,995	\$716,814		\$262,654	\$39,881		\$2,953	\$836,304		\$108,002	\$831,664		\$98,330	\$322		\$0
	Lawrence	\$2,641,428		\$1,749,536	\$1,925,070		\$63,787	\$0		\$0	\$507,685		\$14,656	\$578,243		\$125,179	\$3,030		\$263
	Stone	\$3,318,678		\$2,399,538	\$1,172,441		\$430,031	\$55,799		\$10,850	\$353,167		\$49,220	\$245,762		\$26,610	\$0		\$0
	Circuit Total	\$10,023,686		\$7,525,068	\$3,814,325		\$856,472	\$96,450		\$13,803	\$1,697,156		\$171,878	\$1,655,668		\$250,119	\$3,352		\$263
40	McDonald	\$1,141,879		\$463,060	\$1,378,127		\$326,450	\$52,263											

Table 84

Circuit Court - July 1, 2005 - June 30, 2012

## Accounts Receivable - Amount and Balance

Cir No.	County	Civil		Domestic Relations		Probate		Juvenile		Treatment Courts		Totals	
		Amount Assessed	Balance Due	Amount Assessed	Balance Due	Amount Assessed	Balance Due	Amount Assessed	Balance Due	Amount Assessed	Balance Due	Amount Assessed	Balance Due
25	Maries	\$100,908	\$15,291	\$43,264	\$3,713	\$25,564	\$108	\$2,818	\$120	\$0	\$0	\$1,132,922	\$152,923
	Phelps	\$481,730	\$6,029	\$278,764	\$4,722	\$88,402	\$1,485	\$61,304	\$1,180	\$31,523	\$12,630	\$17,599,298	\$7,005,788
	Pulaski	\$348,475	\$4,703	\$406,663	\$14,826	\$52,272	\$1,234	\$39,328	\$7,362	\$7,560	\$1,945	\$8,550,747	\$3,545,948
	Texas	\$510,184	\$95,046	\$155,413	\$1,480	\$33,828	\$161	\$14,708	\$612	\$32,934	\$9,645	\$5,210,416	\$2,532,242
	<b>Circuit Total</b>	<b>\$1,441,297</b>	<b>\$121,068</b>	<b>\$884,103</b>	<b>\$24,741</b>	<b>\$200,065</b>	<b>\$2,988</b>	<b>\$118,158</b>	<b>\$9,274</b>	<b>\$72,017</b>	<b>\$24,220</b>	<b>\$32,493,383</b>	<b>\$13,236,901</b>
26	Camden	\$18,059,313	\$11,645	\$902,759	\$4,549	\$154,003	\$891	\$77,015	\$29,085	\$0	\$0	\$30,749,123	\$4,501,501
	Laclede	\$1,125,749	\$10,794	\$340,661	\$36,012	\$69,821	\$2,099	\$209,904	\$121,048	\$0	\$0	\$18,658,744	\$9,440,744
	Miller	\$487,294	\$5,545	\$198,499	\$19,240	\$58,944	\$1,203	\$41,215	\$14,425	\$0	\$0	\$5,085,884	\$1,985,460
	Moniteau	\$1,630,555	\$2,761	\$121,955	\$7,700	\$49,781	\$275	\$30,712	\$12,203	\$0	\$0	\$3,608,710	\$734,808
	Morgan	\$650,846	\$1,865	\$173,271	\$52,665	\$56,863	\$630	\$55,492	\$17,774	\$0	\$0	\$5,603,531	\$2,030,552
	<b>Circuit Total</b>	<b>\$21,953,757</b>	<b>\$32,610</b>	<b>\$1,737,145</b>	<b>\$120,165</b>	<b>\$389,412</b>	<b>\$5,098</b>	<b>\$414,338</b>	<b>\$194,536</b>	<b>\$0</b>	<b>\$0</b>	<b>\$63,705,992</b>	<b>\$18,693,065</b>
27	Bates	\$704,886	\$15,197	\$254,171	\$13,693	\$66,640	\$1,495	\$74,075	\$18,931	\$6,947	\$510	\$6,000,717	\$1,489,551
	Henry	\$3,524,057	\$9,440	\$217,086	\$8,878	\$118,892	\$6,236	\$59,437	\$9,573	\$0	\$0	\$7,098,587	\$645,492
	St. Clair	\$1,615,935	\$2,080	\$96,615	\$8,741	\$58,366	\$1,357	\$11,392	\$806	\$0	\$0	\$4,728,718	\$677,934
	<b>Circuit Total</b>	<b>\$5,844,878</b>	<b>\$26,717</b>	<b>\$567,872</b>	<b>\$31,313</b>	<b>\$243,897</b>	<b>\$9,088</b>	<b>\$144,904</b>	<b>\$29,310</b>	<b>\$6,947</b>	<b>\$510</b>	<b>\$17,828,022</b>	<b>\$2,812,977</b>
28	Barton	\$292,403	\$2,124	\$162,804	\$4,203	\$63,411	\$504	\$69,417	\$847	\$57,676	\$12,788	\$1,847,858	\$299,534
	Cedar	\$455,559	\$6,617	\$268,758	\$21,754	\$81,509	\$1,187	\$51,137	\$5,057	\$38,653	\$5,955	\$2,639,824	\$630,545
	Dade	\$287,171	\$9,564	\$196,333	\$18,265	\$54,379	\$123	\$87,471	\$2,114	\$0	\$0	\$1,616,340	\$291,430
	Vernon	\$1,247,967	\$8,604	\$421,221	\$46,510	\$93,488	\$9,331	\$116,936	\$2,458	\$67,677	\$10,642	\$5,342,464	\$1,731,721
	<b>Circuit Total</b>	<b>\$2,283,099</b>	<b>\$26,909</b>	<b>\$1,049,116</b>	<b>\$90,731</b>	<b>\$282,787</b>	<b>\$11,145</b>	<b>\$324,960</b>	<b>\$10,476</b>	<b>\$164,006</b>	<b>\$29,384</b>	<b>\$11,446,486</b>	<b>\$2,953,229</b>
29	Jasper	\$8,668,805	\$2,872	\$1,291,905	\$13,260	\$586,591	\$2,516	\$318,585	\$79,845	\$9,270	\$4,640	\$27,790,137	\$9,989,889
	<b>Circuit Total</b>	<b>\$8,668,805</b>	<b>\$2,872</b>	<b>\$1,291,905</b>	<b>\$13,260</b>	<b>\$586,591</b>	<b>\$2,516</b>	<b>\$318,585</b>	<b>\$79,845</b>	<b>\$9,270</b>	<b>\$4,640</b>	<b>\$27,790,137</b>	<b>\$9,989,889</b>
30	Benton	\$638,010	\$3,421	\$177,052	\$4,895	\$105,792	\$2,104	\$26,135	\$0	\$0	\$0	\$4,344,593	\$991,207
	Dallas	\$785,289	\$4,345	\$187,122	\$8,886	\$56,411	\$886	\$83,463	\$7,415	\$0	\$0	\$5,348,189	\$848,769
	Hickory	\$978,416	\$1,202	\$74,694	\$8,886	\$48,080	\$424	\$30,922	\$37,022	\$0	\$0	\$2,416,470	\$544,588
	Polk	\$1,333,021	\$1,304	\$431,768	\$3,394	\$149,637	\$7,905	\$145,180	\$16,150	\$156,175	\$1,885	\$8,860,563	\$2,366,038
	Webster	\$652,775	\$804	\$471,555	\$8,896	\$126,782	\$8,960	\$95,275	\$13,451	\$55,128	\$19,100	\$5,270,019	\$1,189,707
	<b>Circuit Total</b>	<b>\$4,387,510</b>	<b>\$11,076</b>	<b>\$1,342,192</b>	<b>\$38,305</b>	<b>\$486,702</b>	<b>\$20,279</b>	<b>\$380,976</b>	<b>\$123,580</b>	<b>\$211,303</b>	<b>\$20,985</b>	<b>\$26,239,834</b>	<b>\$5,940,308</b>
31	Greene	\$6,075,351	\$36,489	\$1,983,441	\$38,458	\$476,060	\$2,260	\$2,541,606	\$109,018	\$1,510,767	\$368,748	\$25,396,020	\$5,410,216
	<b>Circuit Total</b>	<b>\$6,075,351</b>	<b>\$36,489</b>	<b>\$1,983,441</b>	<b>\$38,458</b>	<b>\$476,060</b>	<b>\$2,260</b>	<b>\$2,541,606</b>	<b>\$109,018</b>	<b>\$1,510,767</b>	<b>\$368,748</b>	<b>\$25,396,020</b>	<b>\$5,410,216</b>
32	Bollinger	\$5,574,742	\$3,457	\$103,439	\$7,313	\$52,074	\$2,938	\$44,100	\$17,072	\$0	\$0	\$5,009,164	\$386,441
	Cape Girardeau	\$5,398,034	\$10,780	\$626,131	\$7,430	\$644,516	\$3,699	\$320,951	\$10,269	\$0	\$0	\$18,289,683	\$3,497,855
	Perry	\$1,751,392	\$1,632	\$167,190	\$10,766	\$82,196	\$9,308	\$34,639	\$2,809	\$0	\$0	\$5,936,031	\$1,229,611
	<b>Circuit Total</b>	<b>\$12,724,168</b>	<b>\$15,868</b>	<b>\$896,760</b>	<b>\$25,509</b>	<b>\$778,786</b>	<b>\$15,944</b>	<b>\$399,690</b>	<b>\$30,150</b>	<b>\$0</b>	<b>\$0</b>	<b>\$31,234,878</b>	<b>\$5,113,906</b>
33	Mississippi	\$496,737	\$5,439	\$88,007	\$2,985	\$43,031	\$4,018	\$102,980	\$28,929	\$0	\$0	\$4,264,314	\$2,153,986
	Scott	\$2,323,084	\$23,246	\$522,396	\$51,239	\$239,653	\$5,367	\$193,793	\$85,198	\$1,400	\$0	\$11,975,778	\$4,641,677
	<b>Circuit Total</b>	<b>\$2,819,821</b>	<b>\$28,684</b>	<b>\$610,403</b>	<b>\$54,224</b>	<b>\$282,685</b>	<b>\$9,385</b>	<b>\$296,773</b>	<b>\$114,127</b>	<b>\$1,400</b>	<b>\$0</b>	<b>\$16,240,092</b>	<b>\$6,795,664</b>
34	New Madrid	\$2,219,889	\$239	\$167,388	\$785	\$106,228	\$1,152	\$9,177	\$0	\$0	\$0	\$6,022,054	\$668,137
	Pemiscot	\$892,784	\$4,647	\$142,482	\$6,920	\$54,246	\$739	\$50,236	\$15,707	\$0	\$0	\$8,925,665	\$1,262,237
	<b>Circuit Total</b>	<b>\$3,112,673</b>	<b>\$4,886</b>	<b>\$309,870</b>	<b>\$7,705</b>	<b>\$160,474</b>	<b>\$1,891</b>	<b>\$59,413</b>	<b>\$15,707</b>	<b>\$0</b>	<b>\$0</b>	<b>\$14,947,719</b>	<b>\$1,930,374</b>
35	Dunklin	\$1,174,479	\$4,437	\$295,271	\$11,935	\$156,524	\$16,101	\$27,057	\$1,667	\$0	\$0	\$5,060,156	\$696,981
	Stoddard	\$4,585,182	\$4,045	\$594,644	\$7,881	\$267,162	\$3,474	\$38,761	\$0	\$0	\$0	\$7,077,689	\$241,844
	<b>Circuit Total</b>	<b>\$5,759,661</b>	<b>\$8,482</b>	<b>\$889,915</b>	<b>\$19,816</b>	<b>\$423,686</b>	<b>\$19,575</b>	<b>\$65,818</b>	<b>\$1,667</b>	<b>\$0</b>	<b>\$0</b>	<b>\$12,137,845</b>	<b>\$938,824</b>
36	Butler	\$3,438,375	\$57,701	\$596,412	\$1,119	\$186,837	\$1,946	\$57,624	\$0	\$25,663	\$5	\$8,504,242	\$1,923,277
	Ripley	\$1,644,100	\$3,834	\$123,581	\$2,707	\$43,134	\$633	\$17,365	\$798	\$10,109	\$1,783	\$3,509,639	\$547,979
	<b>Circuit Total</b>	<b>\$5,082,475</b>	<b>\$61,535</b>	<b>\$719,993</b>	<b>\$3,826</b>	<b>\$229,971</b>	<b>\$2,579</b>	<b>\$74,989</b>	<b>\$798</b>	<b>\$35,772</b>	<b>\$1,788</b>	<b>\$12,013,881</b>	<b>\$2,471,256</b>
37	Carter	\$384,516	\$9,348	\$55,008	\$1,675	\$15,671	\$1,825	\$2,618	\$56	\$0	\$0	\$3,020,784	\$244,600
	Howell	\$1,729,230	\$11,258	\$734,113	\$20,186	\$192,706	\$6,589	\$55,421	\$3,977	\$2,345	\$2,345	\$9,081,164	\$2,896,744
	Oregon	\$796,170	\$2,415	\$143,381	\$5,928	\$56,563	\$708	\$11,118	\$1,995	\$0	\$0	\$1,932,158	\$183,064
	Shannon	\$180,052	\$10,463	\$106,372	\$6,690	\$24,882	\$493	\$3,643	\$490	\$0	\$0	\$2,958,564	\$856,090
	<b>Circuit Total</b>	<b>\$3,089,968</b>	<b>\$33,483</b>	<b>\$1,038,875</b>	<b>\$34,461</b>	<b>\$289,822</b>	<b>\$9,615</b>	<b>\$72,799</b>	<b>\$6,518</b>	<b>\$2,345</b>	<b>\$2,345</b>	<b>\$16,992,670</b>	<b>\$4,180,498</b>
38	Christian	\$1,698,905	\$5,236	\$714,752	\$3,391	\$225,059	\$569	\$51,256	\$1,658	\$36,094	\$10,185	\$6,196,400	\$625,277
	Taney	\$1,160,798	\$3,475	\$318,640	\$4,528	\$148,053	\$6,787	\$37,772	\$4,337	\$24,685	\$1,480	\$4,700,857	\$820,966
	<b>Circuit Total</b>	<b>\$2,859,703</b>	<b>\$8,711</b>	<b>\$1,033,392</b>	<b>\$7,919</b>	<b>\$373,112</b>	<b>\$7,356</b>	<b>\$89,027</b>	<b>\$5,994</b>	<b>\$60,779</b>	<b>\$11,665</b>	<b>\$10,897,257</b>	<b>\$1,446,243</b>
39	Barry	\$730,164	\$9,728	\$264,276	\$9,176	\$140,340	\$1,405	\$40,457	\$3,289	\$0	\$0	\$7,663,802	\$3,871,531
	Lawrence	\$870,164	\$1,809	\$276,482	\$4,840	\$304,501	\$6,343	\$51,939	\$3,144	\$1,140	\$0	\$7,160,452	\$2,069,556
	Stone	\$3,987,547	\$2,959	\$1,094,861	\$2,483	\$110,340	\$2,258	\$24,185	\$1,461	\$179,985	\$49,237	\$10,542,765	\$2,974,649
	<b>Circuit Total</b>	<b>\$5,587,875</b>	<b>\$14,496</b>	<b>\$1,635,620</b>	<b>\$16,499</b>	<b>\$555,181</b>	<b>\$10,006</b>	<b>\$116,581</b>	<b>\$7,894</b>	<b>\$181,125</b>	<b>\$49,237</b>	<b>\$25,367,019</b>	<b>\$8,915,736</b>
40	McDonald	\$3,163,357	\$3,986	\$209,475	\$45,159	\$156,213	\$3,270	\$25,340	\$1,526	\$705	\$0	\$8,943,104	\$1,093,317
	Newton	\$2,384,848	\$5,900	\$335,254	\$4,632	\$123,382	\$14,682	\$60,733	\$5,161	\$0	\$0	\$11,371,017	\$2,262,053
	<b>Circuit Total</b>	<b>\$5,548,205</b>	<b>\$9,886</b>	<b>\$544,729</b>	<b>\$49,791</b>	<b>\$279,595</b>	<b>\$17,952</b>	<b>\$86,072</b>	<b>\$6,687</b>	<b>\$705</b>	<b>\$0</b>	<b>\$20,314,122</b>	<b>\$3,355,370</b>
41	Macon	\$1,504,903	\$6,599	\$299,497	\$40,883	\$61,082	\$1,243	\$20,615	\$4,630	\$0	\$0	\$4,875,576	\$837,486
	Shelby	\$879,274	\$6,675	\$90,466	\$6,490	\$45,495	\$117	\$11,573	\$0	\$0	\$0	\$2,428,326	\$386,094
	<b>Circuit Total</b>	<b>\$2,384,177</b>	<b>\$13,275</b>	<b>\$389,963</b>	<b>\$47,374</b>	<b>\$106,577</b>	<b>\$1,360</b>	<b>\$32,188</b>	<b>\$4,630</b>	<b>\$0</b>	<b>\$0</b>	<b>\$7,303,902</b>	<b>\$1,223,580</b>
42	Crawford	\$656,376	\$3,019	\$730,056	\$14,705	\$79,690	\$4,940	\$40,468	\$200	\$0	\$0	\$10,510,181	\$3,314,431
	Dent	\$271,105	\$9,788	\$135,787	\$18,482	\$71,836	\$9,305	\$15,527	\$6,604	\$0	\$0	\$3,512,617	\$620,024
	Iron	\$756,266	\$4,477	\$119,853	\$10,480	\$39,392	\$314	\$29,423	\$6,695	\$8,500	\$4,463	\$3,118,535	\$641,550
	Reynolds	\$302,388	\$3,567	\$101,862	\$3,517	\$15,807	\$1,247	\$9,442	\$1,507	\$0	\$0	\$1,513,522	\$222,276
	Wayne	\$1,539,398	\$8,063	\$204,859	\$20,459	\$85,476	\$5,219	\$27,440	\$2,358	\$1,382	\$952	\$4,640,247	\$607,597
	<b>Circuit Total</b>	<b>\$3,525,970</b>	<b>\$28,914</b>	<b>\$1,292,418</b>	<b>\$67,644</b>	<b>\$292,200</b>	<b>\$21,026</b>	<b>\$122,299</b>	<b>\$17,364</b>	<b>\$9,882</b>	<b>\$5,415</b>	<b>\$23,295,102</b>	<b>\$5,405,877</b>
43	Caldwell	\$214,309	\$3,417	\$107,274	\$12,377	\$25,284	\$1,486	\$27,111	\$4,887	\$0	\$0	\$4,084,779	\$1,509,068
	Clinton	\$501,350	\$6,293	\$197,762	\$19,679	\$34,119	\$2,975	\$38,085	\$8,594	\$0	\$0	\$4,620,226	\$1,216,229
	Daviess	\$329,001	\$2,605	\$65,208	\$3,888	\$36,835	\$3,031	\$12,157	\$2,827	\$0	\$0	\$4,466,113	\$1,485,114
	DeKalb	\$281,316	\$6,725	\$81,038	\$6,595	\$							

**Table 85**  
**Circuit Court - July 1, 2005 - June 30, 2012**  
**Average Amount Assessed per Case**

Cir.	No.	County	Felony			Misdemeanor			Conservation/Watercraft		
			Cases Disposed	Amount Assessed	Assessed/ Case	Cases Disposed	Amount Assessed	Assessed/ Case	Cases Disposed	Amount Assessed	Assessed/ Case
	1	Clark	439	\$1,386,878	\$3,159	1,909	\$844,638	\$442	55	\$9,010	\$164
		Schulyer	190	\$248,206	\$1,306	927	\$208,704	\$225	190	\$26,136	\$138
		Scotland	211	\$449,272	\$2,129	783	\$300,057	\$383	179	\$33,820	\$189
		<b>Circuit Total</b>	<b>840</b>	<b>\$2,084,357</b>	<b>\$2,481</b>	<b>3,619</b>	<b>\$1,353,399</b>	<b>\$374</b>	<b>424</b>	<b>\$68,966</b>	<b>\$163</b>
	2	Adair	1,250	\$2,107,396	\$1,686	2,715	\$611,741	\$225	2	\$283	\$142
		Knox	134	\$141,416	\$1,055	385	\$91,263	\$237	43	\$8,463	\$197
		Lewis	470	\$483,081	\$1,028	1,841	\$591,146	\$321	57	\$11,441	\$201
		<b>Circuit Total</b>	<b>1,854</b>	<b>\$2,731,894</b>	<b>\$1,474</b>	<b>4,941</b>	<b>\$1,294,150</b>	<b>\$262</b>	<b>102</b>	<b>\$20,187</b>	<b>\$198</b>
	3	Grundy	636	\$894,316	\$1,406	900	\$267,008	\$297	79	\$12,588	\$159
		Harrison	570	\$396,255	\$695	1,414	\$467,225	\$330	145	\$33,224	\$229
		Mercer	260	\$246,460	\$948	449	\$136,298	\$304	115	\$17,944	\$156
		Putnam	313	\$402,677	\$1,287	781	\$188,168	\$241	185	\$34,049	\$184
		<b>Circuit Total</b>	<b>1,779</b>	<b>\$1,939,709</b>	<b>\$1,090</b>	<b>3,544</b>	<b>\$1,058,700</b>	<b>\$299</b>	<b>524</b>	<b>\$37,805</b>	<b>\$187</b>
	4	Atchison	279	\$333,342	\$1,195	926	\$395,348	\$427	205	\$45,558	\$222
		Gentry	190	\$279,777	\$1,473	816	\$423,334	\$519	88	\$12,857	\$146
		Holt	265	\$393,187	\$1,484	1,100	\$433,123	\$394	86	\$14,631	\$170
		Nodaway	817	\$1,577,741	\$1,931	1,935	\$714,070	\$369	46	\$10,626	\$231
		Worth	83	\$111,795	\$1,347	166	\$46,091	\$278	30	\$3,856	\$129
		<b>Circuit Total</b>	<b>1,634</b>	<b>\$2,695,841</b>	<b>\$1,650</b>	<b>4,943</b>	<b>\$2,011,965</b>	<b>\$407</b>	<b>455</b>	<b>\$67,527</b>	<b>\$192</b>
	5	Andrew	678	\$1,945,801	\$2,870	1,766	\$1,318,670	\$747	163	\$37,816	\$232
		Buchanan	7,264	\$9,258,294	\$1,275	14,075	\$3,441,728	\$245	138	\$18,168	\$132
		<b>Circuit Total</b>	<b>7,942</b>	<b>\$11,204,095</b>	<b>\$1,411</b>	<b>15,841</b>	<b>\$4,760,398</b>	<b>\$301</b>	<b>301</b>	<b>\$55,984</b>	<b>\$186</b>
	6	Platte	1,985	\$1,045,807	\$527	13,603	\$2,712,302	\$199	433	\$50,699	\$117
		<b>Circuit Total</b>	<b>1,985</b>	<b>\$1,045,807</b>	<b>\$527</b>	<b>13,603</b>	<b>\$2,712,302</b>	<b>\$199</b>	<b>433</b>	<b>\$50,699</b>	<b>\$117</b>
	7	Clay	7,295	\$2,041,398	\$280	15,036	\$2,229,021	\$148	780	\$128,868	\$165
		<b>Circuit Total</b>	<b>7,295</b>	<b>\$2,041,398</b>	<b>\$280</b>	<b>15,036</b>	<b>\$2,229,021</b>	<b>\$148</b>	<b>780</b>	<b>\$128,868</b>	<b>\$165</b>
	8	Carroll	420	\$847,090	\$2,017	899	\$434,856	\$484	128	\$41,045	\$321
		Ray	1,190	\$912,690	\$767	1,994	\$808,279	\$405	2	\$3,466	\$1,733
		<b>Circuit Total</b>	<b>1,610</b>	<b>\$1,759,780</b>	<b>\$1,093</b>	<b>2,893</b>	<b>\$1,243,135</b>	<b>\$430</b>	<b>130</b>	<b>\$44,511</b>	<b>\$342</b>
	9	Chariton	385	\$498,439	\$1,295	840	\$224,910	\$268	312	\$65,665	\$210
		Linn	636	\$896,345	\$1,409	1,702	\$394,533	\$232	104	\$21,532	\$207
		Sullivan	413	\$535,654	\$1,297	1,132	\$299,166	\$264	33	\$6,796	\$206
		<b>Circuit Total</b>	<b>1,434</b>	<b>\$1,930,438</b>	<b>\$1,346</b>	<b>3,674</b>	<b>\$918,609</b>	<b>\$250</b>	<b>449</b>	<b>\$93,994</b>	<b>\$209</b>
	10	Marion	1,237	\$995,794	\$805	5,344	\$1,473,303	\$276	202	\$25,994	\$129
		Monroe	368	\$334,032	\$908	1,707	\$770,052	\$451	107	\$16,486	\$154
		Ralls	354	\$727,158	\$2,054	1,243	\$1,111,356	\$894	649	\$94,359	\$145
		<b>Circuit Total</b>	<b>1,959</b>	<b>\$2,056,984</b>	<b>\$1,050</b>	<b>8,294</b>	<b>\$3,354,711</b>	<b>\$404</b>	<b>958</b>	<b>\$136,838</b>	<b>\$143</b>
	11	St. Charles	11,013	\$12,102,990	\$1,099	32,764	\$4,940,086	\$151	1,256	\$162,314	\$129
		<b>Circuit Total</b>	<b>11,013</b>	<b>\$12,102,990</b>	<b>\$1,099</b>	<b>32,764</b>	<b>\$4,940,086</b>	<b>\$151</b>	<b>1,256</b>	<b>\$162,314</b>	<b>\$129</b>
	12	Audrain	2,053	\$2,990,596	\$1,457	4,804	\$1,743,773	\$363	44	\$6,480	\$147
		Montgomery	1,243	\$1,768,345	\$1,423	3,706	\$973,226	\$263	41	\$9,844	\$240
		Warren	2,617	\$5,095,659	\$1,947	6,053	\$1,656,261	\$274	121	\$28,973	\$239
		<b>Circuit Total</b>	<b>5,913</b>	<b>\$9,854,600</b>	<b>\$1,667</b>	<b>14,563</b>	<b>\$4,373,261</b>	<b>\$300</b>	<b>206</b>	<b>\$45,296</b>	<b>\$220</b>
	13	Boone	9,429	\$3,178,025	\$337	27,378	\$6,438,263	\$235	13	\$2,646	\$204
		Callaway	2,305	\$580,094	\$252	9,341	\$1,975,683	\$212	0	\$0	#DIV/0!
		<b>Circuit Total</b>	<b>11,734</b>	<b>\$3,758,119</b>	<b>\$320</b>	<b>36,719</b>	<b>\$8,413,946</b>	<b>\$229</b>	<b>13</b>	<b>\$2,646</b>	<b>\$204</b>
	14	Howard	457	\$280,879	\$615	1,279	\$301,283	\$236	42	\$6,005	\$143
		Randolph	2,516	\$1,018,741	\$405	4,073	\$838,726	\$206	109	\$18,759	\$172
		<b>Circuit Total</b>	<b>2,973</b>	<b>\$1,299,619</b>	<b>\$437</b>	<b>5,352</b>	<b>\$1,140,009</b>	<b>\$213</b>	<b>151</b>	<b>\$24,764</b>	<b>\$164</b>
	15	Lafayette	2,881	\$4,340,461	\$1,507	4,584	\$1,370,194	\$299	112	\$23,239	\$207
		Saline	1,498	\$2,136,812	\$1,426	2,941	\$1,021,119	\$347	203	\$25,679	\$126
		<b>Circuit Total</b>	<b>4,379</b>	<b>\$6,477,273</b>	<b>\$1,479</b>	<b>7,525</b>	<b>\$2,391,312</b>	<b>\$318</b>	<b>315</b>	<b>\$48,918</b>	<b>\$155</b>
	16	Jackson	27,194	\$43,399,460	\$1,596	27,688	\$5,203,977	\$188	421	\$54,034	\$128
		<b>Circuit Total</b>	<b>27,194</b>	<b>\$43,399,460</b>	<b>\$1,596</b>	<b>27,688</b>	<b>\$5,203,977</b>	<b>\$188</b>	<b>421</b>	<b>\$54,034</b>	<b>\$128</b>
	17	Cass	3,352	\$6,439,204	\$1,921	7,708	\$1,636,160	\$212	28	\$3,864	\$138
		Johnson	2,330	\$2,878,604	\$1,235	5,094	\$1,006,049	\$197	57	\$10,772	\$189
		<b>Circuit Total</b>	<b>5,682</b>	<b>\$9,317,809</b>	<b>\$1,640</b>	<b>12,802</b>	<b>\$2,642,209</b>	<b>\$206</b>	<b>85</b>	<b>\$14,636</b>	<b>\$172</b>
	18	Cooper	1,476	\$1,272,903	\$862	3,922	\$1,097,000	\$280	270	\$37,829	\$140
		Pettis	3,172	\$3,103,726	\$978	6,173	\$1,434,869	\$232	27	\$5,156	\$191
		<b>Circuit Total</b>	<b>4,648</b>	<b>\$4,376,629</b>	<b>\$942</b>	<b>10,095</b>	<b>\$2,531,869</b>	<b>\$251</b>	<b>297</b>	<b>\$42,985</b>	<b>\$145</b>
	19	Cole	3,603	\$6,432,512	\$1,785	15,080	\$4,331,116	\$287	41	\$8,901	\$217
		<b>Circuit Total</b>	<b>3,603</b>	<b>\$6,432,512</b>	<b>\$1,785</b>	<b>15,080</b>	<b>\$4,331,116</b>	<b>\$287</b>	<b>41</b>	<b>\$8,901</b>	<b>\$217</b>
	20	Franklin	4,393	\$7,718,082	\$1,757	18,305	\$3,523,126	\$192	35	\$5,163	\$148
		Gasconade	640	\$1,050,082	\$1,641	2,185	\$654,741	\$300	126	\$22,127	\$176
		Osage	338	\$384,183	\$1,137	1,926	\$389,872	\$202	178	\$42,573	\$239
		<b>Circuit Total</b>	<b>5,371</b>	<b>\$9,152,347</b>	<b>\$1,704</b>	<b>22,416</b>	<b>\$4,567,740</b>	<b>\$204</b>	<b>339</b>	<b>\$69,862</b>	<b>\$206</b>
	21	St. Louis County	31,659	\$7,784,007	\$246	42,094	\$4,971,158	\$118	120	\$4,803	\$40
		<b>Circuit Total</b>	<b>31,659</b>	<b>\$7,784,007</b>	<b>\$246</b>	<b>42,094</b>	<b>\$4,971,158</b>	<b>\$118</b>	<b>120</b>	<b>\$4,803</b>	<b>\$40</b>
	22	City of St. Louis	24,503	\$7,105,344	\$290	30,066	\$1,714,112	\$57	82	\$6,514	\$79
		<b>Circuit Total</b>	<b>24,503</b>	<b>\$7,105,344</b>	<b>\$290</b>	<b>30,066</b>	<b>\$1,714,112</b>	<b>\$57</b>	<b>82</b>	<b>\$6,514</b>	<b>\$79</b>
	23	Jefferson	6,706	\$8,043,684	\$1,199	22,257	\$4,843,023	\$218	69	\$2,686	\$39
		<b>Circuit Total</b>	<b>6,706</b>	<b>\$8,043,684</b>	<b>\$1,199</b>	<b>22,257</b>	<b>\$4,843,023</b>	<b>\$218</b>	<b>69</b>	<b>\$2,686</b>	<b>\$39</b>
	24	Madison	922	\$857,378	\$930	2,595	\$1,007,366	\$388	7	\$2,171	\$310
		St. Francois	4,133	\$8,614,090	\$2,084	8,895	\$2,921,435	\$328	4	\$1,264	\$316
		St. Genevieve	1,300	\$1,249,307	\$961	2,776	\$726,129	\$262	177	\$24,128	\$136
		Washington	1,969	\$1,393,691	\$708	2,552	\$485,944	\$190	17	\$3,287	\$193
		<b>Circuit Total</b>	<b>8,324</b>	<b>\$12,114,466</b>	<b>\$1,455</b>	<b>16,818</b>	<b>\$5,140,874</b>	<b>\$306</b>	<b>205</b>	<b>\$30,850</b>	<b>\$150</b>

**Table 85**  
**Circuit Court - July 1, 2005 - June 30, 2012**  
**Average Amount Assessed per Case**

Cir	No.	County	Traffic			Municipal Court			Ordinance Violations			Totals		
			Cases Disposed	Amount Assessed	Assessed/ Case	Cases Disposed	Amount Assessed	Assessed/ Case	Cases Disposed	Amount Assessed	Assessed/ Case	Cases Disposed	Amount Assessed	Assessed/ Case
	1	Clark	3,781	312,164	83	271	37,891	140	0	0	0	6,455	2,590,581	401
		Schulyer	2,803	187,541	67	1,020	119,017	117	0	0	0	5,130	789,604	154
		Scotland	2,930	210,973	72	452	43,300	96	0	0	0	4,555	1,037,423	228
		<b>Circuit Total</b>	<b>9,514</b>	<b>710,678</b>	<b>75</b>	<b>1,743</b>	<b>200,208</b>	<b>115</b>	<b>0</b>	<b>0</b>	<b>0</b>	<b>16,140</b>	<b>4,417,608</b>	<b>274</b>
	2	Adair	2,803	383,656	137	18	4,950	275	0	0	0	6,788	3,108,026	458
		Knox	757	102,145	135	70	9,662	138	0	0	0	1,389	352,950	254
		Lewis	3,024	407,782	135	15	5,930	395	0	0	0	5,407	1,499,380	277
		<b>Circuit Total</b>	<b>6,584</b>	<b>893,584</b>	<b>136</b>	<b>103</b>	<b>20,541</b>	<b>199</b>	<b>0</b>	<b>0</b>	<b>0</b>	<b>13,584</b>	<b>4,960,356</b>	<b>365</b>
	3	Grundy	4,358	415,055	95	1	84	83	0	0	0	5,974	1,589,052	266
		Harrison	17,600	2,627,624	149	0	0	0	0	0	0	19,729	3,524,328	179
		Mercer	2,370	251,691	106	0	0	0	0	0	0	3,194	652,394	204
		Putnam	2,500	356,115	143	204	32,901	161	0	0	0	3,983	1,015,909	255
		<b>Circuit Total</b>	<b>26,828</b>	<b>3,652,485</b>	<b>136</b>	<b>205</b>	<b>32,985</b>	<b>161</b>	<b>0</b>	<b>0</b>	<b>0</b>	<b>32,880</b>	<b>6,781,683</b>	<b>206</b>
	4	Atchison	2,598	536,841	207	1,075	206,786	192	0	0	0	5,083	1,517,875	299
		Gentry	1,907	229,475	120	0	0	0	0	0	0	3,001	945,442	315
		Holt	2,710	459,425	170	317	43,150	136	0	0	0	4,478	1,343,515	300
		Nodaway	3,351	649,607	194	2,445	348,517	143	2	720	358	8,596	3,301,280	384
		Worth	719	81,565	113	0	0	0	0	0	0	998	243,307	244
		<b>Circuit Total</b>	<b>11,285</b>	<b>1,956,912</b>	<b>173</b>	<b>3,837</b>	<b>598,452</b>	<b>156</b>	<b>2</b>	<b>720</b>	<b>358</b>	<b>22,156</b>	<b>7,351,418</b>	<b>332</b>
	5	Andrew	5,094	940,979	185	4,916	636,421	129	0	0	0	12,617	4,879,688	387
		Buchanan	12,509	1,390,021	111	0	0	0	0	0	0	33,986	14,108,211	415
		<b>Circuit Total</b>	<b>17,603</b>	<b>2,331,001</b>	<b>132</b>	<b>4,916</b>	<b>636,421</b>	<b>129</b>	<b>0</b>	<b>0</b>	<b>0</b>	<b>46,603</b>	<b>18,987,899</b>	<b>407</b>
	6	Platte	48,913	5,966,437	122	2,462	243,692	99	1	67	66	67,397	10,019,004	149
		<b>Circuit Total</b>	<b>48,913</b>	<b>5,966,437</b>	<b>122</b>	<b>2,462</b>	<b>243,692</b>	<b>99</b>	<b>1</b>	<b>67</b>	<b>66</b>	<b>67,397</b>	<b>10,019,004</b>	<b>149</b>
	7	Clay	22,251	3,006,138	135	557	65,193	117	694	93,231	134	46,613	7,563,849	162
		<b>Circuit Total</b>	<b>22,251</b>	<b>3,006,138</b>	<b>135</b>	<b>557</b>	<b>65,193</b>	<b>117</b>	<b>694</b>	<b>93,231</b>	<b>134</b>	<b>46,613</b>	<b>7,563,849</b>	<b>162</b>
	8	Carroll	2,129	562,688	264	58	6,047	104	0	0	0	3,634	1,891,726	521
		Ray	3,487	717,658	206	1,024	177,714	174	2	2,050	1,020	7,699	2,621,856	341
		<b>Circuit Total</b>	<b>5,616</b>	<b>1,280,346</b>	<b>228</b>	<b>1,082</b>	<b>183,760</b>	<b>170</b>	<b>2</b>	<b>2,050</b>	<b>1,020</b>	<b>11,333</b>	<b>4,513,582</b>	<b>398</b>
	9	Chariton	1,912	419,497	219	77	9,420	122	2	429	213	3,528	1,218,361	345
		Linn	3,936	635,645	161	0	0	0	0	0	0	6,378	1,948,054	305
		Sullivan	2,473	381,922	154	806	107,749	134	0	0	0	4,857	1,331,287	274
		<b>Circuit Total</b>	<b>8,321</b>	<b>1,437,064</b>	<b>173</b>	<b>883</b>	<b>117,169</b>	<b>133</b>	<b>2</b>	<b>429</b>	<b>213</b>	<b>14,763</b>	<b>4,497,702</b>	<b>305</b>
	10	Marion	14,403	1,295,208	90	432	138,608	321	0	0	0	21,618	3,928,908	182
		Monroe	1,911	354,305	185	90	7,406	82	0	0	0	4,183	1,482,279	354
		Ralls	6,942	778,954	112	280	33,752	121	0	0	0	9,468	2,745,579	290
		<b>Circuit Total</b>	<b>23,256</b>	<b>2,428,467</b>	<b>104</b>	<b>802</b>	<b>179,765</b>	<b>224</b>	<b>0</b>	<b>0</b>	<b>0</b>	<b>35,269</b>	<b>8,156,765</b>	<b>231</b>
	11	St. Charles	46,283	8,785,830	190	2	606	301	26,742	5,834,138	218	118,060	31,825,963	270
		<b>Circuit Total</b>	<b>46,283</b>	<b>8,785,830</b>	<b>190</b>	<b>2</b>	<b>606</b>	<b>301</b>	<b>26,742</b>	<b>5,834,138</b>	<b>218</b>	<b>118,060</b>	<b>31,825,963</b>	<b>270</b>
	12	Audrain	3,166	483,330	153	2,574	208,399	81	0	0	0	12,641	5,432,578	430
		Montgomery	4,906	871,879	178	2,349	371,796	158	0	0	0	12,245	3,995,090	326
		Warren	14,963	2,728,468	182	12,557	2,010,295	160	0	0	0	36,311	11,519,655	317
		<b>Circuit Total</b>	<b>23,035</b>	<b>4,083,677</b>	<b>177</b>	<b>17,480</b>	<b>2,590,490</b>	<b>148</b>	<b>0</b>	<b>0</b>	<b>0</b>	<b>61,197</b>	<b>20,947,323</b>	<b>342</b>
	13	Boone	27,325	4,134,726	151	5,239	598,097	114	0	0	0	69,384	14,351,756	207
		Callaway	9,585	1,248,548	130	14,328	647,013	45	0	0	0	35,559	4,451,337	125
		<b>Circuit Total</b>	<b>36,910</b>	<b>5,383,273</b>	<b>146</b>	<b>19,567</b>	<b>1,245,109</b>	<b>64</b>	<b>0</b>	<b>0</b>	<b>0</b>	<b>104,943</b>	<b>18,803,093</b>	<b>179</b>
	14	Howard	721	137,394	191	1,217	154,390	127	0	0	0	3,716	879,950	237
		Randolph	4,956	500,782	101	5,605	584,453	104	0	0	0	17,259	2,961,461	172
		<b>Circuit Total</b>	<b>5,677</b>	<b>638,176</b>	<b>112</b>	<b>6,822</b>	<b>738,843</b>	<b>108</b>	<b>0</b>	<b>0</b>	<b>0</b>	<b>20,975</b>	<b>3,841,411</b>	<b>183</b>
	15	Lafayette	19,486	4,063,534	209	4,020	623,502	155	1	454	449	31,084	10,421,383	335
		Saline	6,755	1,405,504	208	5	338	67	0	0	0	11,402	4,589,452	403
		<b>Circuit Total</b>	<b>26,241</b>	<b>5,469,038</b>	<b>208</b>	<b>4,025</b>	<b>623,840</b>	<b>155</b>	<b>1</b>	<b>454</b>	<b>449</b>	<b>42,486</b>	<b>15,010,835</b>	<b>353</b>
	16	Jackson	29,692	4,208,092	142	2,866	469,672	164	2,654	309,764	117	90,515	53,644,999	593
		<b>Circuit Total</b>	<b>29,692</b>	<b>4,208,092</b>	<b>142</b>	<b>2,866</b>	<b>469,672</b>	<b>164</b>	<b>2,654</b>	<b>309,764</b>	<b>117</b>	<b>90,515</b>	<b>53,644,999</b>	<b>593</b>
	17	Cass	9,464	1,716,492	181	5,648	899,864	159	11,288	2,063,148	183	37,488	12,758,732	340
		Johnson	10,655	1,958,766	184	2,869	460,675	161	0	0	0	21,005	6,314,865	301
		<b>Circuit Total</b>	<b>20,119</b>	<b>3,675,257</b>	<b>183</b>	<b>8,517</b>	<b>1,360,539</b>	<b>160</b>	<b>11,288</b>	<b>2,063,148</b>	<b>183</b>	<b>58,493</b>	<b>19,073,598</b>	<b>326</b>
	18	Cooper	5,996	1,218,398	203	4,666	591,398	127	0	0	0	16,330	4,217,528	258
		Pettis	9,524	1,309,199	137	7,898	880,513	111	3	223	74	26,797	6,733,687	251
		<b>Circuit Total</b>	<b>15,520</b>	<b>2,527,597</b>	<b>163</b>	<b>12,564</b>	<b>1,471,912</b>	<b>117</b>	<b>3</b>	<b>223</b>	<b>74</b>	<b>43,127</b>	<b>10,951,215</b>	<b>254</b>
	19	Cole	7,626	1,321,494	173	30,752	3,555,501	116	44	6,339	144	57,146	15,655,862	274
		<b>Circuit Total</b>	<b>7,626</b>	<b>1,321,494</b>	<b>173</b>	<b>30,752</b>	<b>3,555,501</b>	<b>116</b>	<b>44</b>	<b>6,339</b>	<b>144</b>	<b>57,146</b>	<b>15,655,862</b>	<b>274</b>
	20	Franklin	36,707	6,675,619	182	10,138	1,209,550	119	0	0	0	69,578	19,131,540	275
		Gasconade	2,040	453,163	222	106	12,427	117	0	0	0	5,097	2,192,539	430
		Osage	2,114	328,641	155	1,195	111,830	94	0	0	0	5,751	1,257,099	219
		<b>Circuit Total</b>	<b>40,861</b>	<b>7,457,424</b>	<b>183</b>	<b>11,439</b>	<b>1,333,806</b>	<b>117</b>	<b>0</b>	<b>0</b>	<b>0</b>	<b>80,426</b>	<b>22,581,178</b>	<b>281</b>
	21	St. Louis County	85,540	10,517,960	123	32,885	3,245,575	99	1	45	45	192,299	26,523,547	138
		<b>Circuit Total</b>	<b>85,540</b>	<b>10,517,960</b>	<b>123</b>	<b>32,885</b>	<b>3,245,575</b>	<b>99</b>	<b>1</b>	<b>45</b>	<b>45</b>	<b>192,299</b>	<b>26,523,547</b>	<b>138</b>
	22	City of St. Louis	3,228	382,141	118	1	541	536	0	0	0	57,880	9,208,653	159
		<b>Circuit Total</b>	<b>3,228</b>	<b>382,141</b>	<b>118</b>	<b>1</b>	<b>541</b>	<b>536</b>	<b>0</b>	<b>0</b>	<b>0</b>	<b>57,880</b>	<b>9,208,653</b>	<b>159</b>
	23	Jefferson	48,149	4,394,320	91	18	6,410	356	0	0	0	77,199	17,290,123	224
		<b>Circuit Total</b>	<b>48,149</b>	<b>4,394,320</b>	<b>91</b>	<b>18</b>	<b>6,410</b>	<b>356</b>	<b>0</b>	<b>0</b>	<b>0</b>	<b>77,199</b>	<b>17,290,123</b>	<b>224</b>
	24	Madison	3,969	874,998	220	37	6,263	169	0	0	0	7,530	2,748,175	365
		St. Francois	12,174	2,365,524	194	0	489	48,900	0	0	0	25,206	13,902,803	552
		Ste. Genevieve	11,316	1,952,454	173	0	0	0	0	0	0	15,569	3,952,018	254
		Washington	3,575	537,623	150	235	45,532	194	0	0	0	8,348	2,466,077	295
		<b>Circuit Total</b>	<b>31,034</b>	<b>5,730,599</b>	<b>185</b>	<b>272</b>	<b>52,284</b>	<b>192</b>	<b>0</b>	<b>0</b>	<b>0</b>	<b>56,653</b>	<b>23,069,073</b>	<b>407</b>

**Table 85**  
**Circuit Court - July 1, 2005 - June 30, 2012**  
**Average Amount Assessed per Case**

Cir.	No.	County	Felony			Misdemeanor			Conservation/Watercraft		
			Cases Disposed	Amount Assessed	Assessed/ Case	Cases Disposed	Amount Assessed	Assessed/ Case	Cases Disposed	Amount Assessed	Assessed/ Case
	25	Maries	327	\$238,809	\$730	598	\$141,299	\$236	30	\$4,274	\$142
		Phelps	2,758	\$12,299,159	\$4,459	5,819	\$1,654,297	\$284	43	\$8,418	\$196
		Pulaski	1,976	\$4,193,466	\$2,122	3,478	\$1,230,343	\$354	195	\$40,283	\$207
		Texas	1,193	\$2,546,091	\$2,134	3,669	\$1,161,621	\$317	70	\$19,874	\$284
		<b>Circuit Total</b>	<b>6,254</b>	<b>\$19,277,525</b>	<b>\$3,082</b>	<b>13,564</b>	<b>\$4,187,560</b>	<b>\$309</b>	<b>338</b>	<b>\$72,848</b>	<b>\$216</b>
	26	Camden	2,720	\$6,350,585	\$2,335	11,085	\$4,658,283	\$420	550	\$179,287	\$326
		Laclede	2,153	\$11,031,713	\$5,124	5,939	\$3,454,729	\$582	89	\$19,214	\$216
		Miller	2,027	\$2,654,954	\$1,310	3,911	\$879,935	\$225	217	\$42,640	\$196
		Moniteau	593	\$971,630	\$1,638	1,338	\$320,940	\$240	95	\$16,114	\$170
		Morgan	1,371	\$2,864,767	\$2,090	3,593	\$1,049,051	\$292	262	\$61,770	\$236
		<b>Circuit Total</b>	<b>8,864</b>	<b>\$23,873,650</b>	<b>\$2,693</b>	<b>25,866</b>	<b>\$10,362,939</b>	<b>\$401</b>	<b>1,213</b>	<b>\$319,026</b>	<b>\$263</b>
	27	Bates	1,353	\$1,757,366	\$1,299	3,188	\$774,547	\$243	180	\$50,055	\$278
		Henry	1,639	\$969,483	\$592	3,120	\$583,255	\$187	153	\$21,235	\$139
		St. Clair	550	\$904,874	\$1,645	1,363	\$230,868	\$169	433	\$70,182	\$162
		<b>Circuit Total</b>	<b>3,542</b>	<b>\$3,631,724</b>	<b>\$1,025</b>	<b>7,671</b>	<b>\$1,588,670</b>	<b>\$207</b>	<b>766</b>	<b>\$141,471</b>	<b>\$185</b>
	28	Barton	561	\$416,877	\$743	1,150	\$323,338	\$281	97	\$18,267	\$188
		Cedar	836	\$856,707	\$1,025	2,197	\$534,345	\$243	446	\$60,712	\$136
		Dade	337	\$406,367	\$1,206	1,190	\$288,947	\$243	481	\$59,009	\$123
		Vernon	1,660	\$1,731,548	\$1,043	3,740	\$1,344,572	\$360	158	\$41,699	\$264
		<b>Circuit Total</b>	<b>3,394</b>	<b>\$3,411,499</b>	<b>\$1,005</b>	<b>8,277</b>	<b>\$2,491,202</b>	<b>\$301</b>	<b>1,182</b>	<b>\$179,687</b>	<b>\$152</b>
	29	Jasper	7,453	\$12,212,876	\$1,639	8,607	\$2,677,131	\$311	50	\$6,855	\$137
		<b>Circuit Total</b>	<b>7,453</b>	<b>\$12,212,876</b>	<b>\$1,639</b>	<b>8,607</b>	<b>\$2,677,131</b>	<b>\$311</b>	<b>50</b>	<b>\$6,855</b>	<b>\$137</b>
	30	Benton	1,016	\$1,292,807	\$1,272	3,923	\$1,168,590	\$298	264	\$43,613	\$165
		Dallas	809	\$1,201,627	\$1,485	5,158	\$1,306,307	\$253	595	\$80,687	\$136
		Hickory	335	\$615,495	\$1,837	1,357	\$370,013	\$273	635	\$78,393	\$123
		Polk	1,496	\$3,228,140	\$2,158	3,258	\$1,246,076	\$382	123	\$21,870	\$178
		Webster	1,715	\$1,429,822	\$834	2,673	\$757,927	\$284	86	\$19,438	\$226
		<b>Circuit Total</b>	<b>5,371</b>	<b>\$7,767,890</b>	<b>\$1,446</b>	<b>16,369</b>	<b>\$4,848,912</b>	<b>\$296</b>	<b>1,703</b>	<b>\$243,999</b>	<b>\$143</b>
	31	Greene	13,339	\$4,877,299	\$366	33,169	\$5,664,313	\$171	5	\$1,064	\$213
		<b>Circuit Total</b>	<b>13,339</b>	<b>\$4,877,299</b>	<b>\$366</b>	<b>33,169</b>	<b>\$5,664,313</b>	<b>\$171</b>	<b>5</b>	<b>\$1,064</b>	<b>\$213</b>
	32	Bollinger	484	\$501,311	\$1,036	1,251	\$441,174	\$353	237	\$53,860	\$227
		Cape Girardeau	5,079	\$4,190,383	\$825	8,855	\$5,629,424	\$636	11	\$1,727	\$157
		Perry	1,199	\$1,581,161	\$1,319	3,622	\$1,164,754	\$322	62	\$15,187	\$245
		<b>Circuit Total</b>	<b>6,762</b>	<b>\$6,272,855</b>	<b>\$928</b>	<b>13,728</b>	<b>\$7,235,352</b>	<b>\$527</b>	<b>310</b>	<b>\$70,775</b>	<b>\$228</b>
	33	Mississippi	2,025	\$2,266,191	\$1,119	2,143	\$734,047	\$343	57	\$8,799	\$154
		Scott	4,899	\$6,124,187	\$1,250	5,938	\$1,684,919	\$284	13	\$1,717	\$132
		<b>Circuit Total</b>	<b>6,924</b>	<b>\$8,390,377</b>	<b>\$1,212</b>	<b>8,081</b>	<b>\$2,418,966</b>	<b>\$299</b>	<b>70</b>	<b>\$10,516</b>	<b>\$150</b>
	34	New Madrid	1,902	\$1,466,086	\$771	4,250	\$895,613	\$211	184	\$24,184	\$131
		Pemiscot	2,180	\$1,812,830	\$832	5,598	\$2,072,857	\$370	201	\$39,928	\$199
		<b>Circuit Total</b>	<b>4,082</b>	<b>\$3,278,916</b>	<b>\$803</b>	<b>9,848</b>	<b>\$2,968,470</b>	<b>\$301</b>	<b>385</b>	<b>\$64,112</b>	<b>\$167</b>
	35	Dunklin	4,523	\$1,413,620	\$313	5,077	\$850,323	\$167	45	\$7,412	\$165
		Stoddard	2,754	\$606,538	\$220	4,496	\$541,200	\$120	459	\$52,625	\$115
		<b>Circuit Total</b>	<b>7,277</b>	<b>\$2,020,158</b>	<b>\$278</b>	<b>9,573</b>	<b>\$1,391,523</b>	<b>\$145</b>	<b>504</b>	<b>\$60,037</b>	<b>\$119</b>
	36	Butler	2,256	\$2,555,898	\$1,133	3,151	\$810,844	\$257	40	\$9,671	\$242
		Ripley	618	\$666,008	\$1,078	1,898	\$588,757	\$310	130	\$28,770	\$221
		<b>Circuit Total</b>	<b>2,874</b>	<b>\$3,221,906</b>	<b>\$1,121</b>	<b>5,049</b>	<b>\$1,399,601</b>	<b>\$277</b>	<b>170</b>	<b>\$38,440</b>	<b>\$226</b>
	37	Carter	219	\$174,033	\$795	1,260	\$541,266	\$430	703	\$255,271	\$363
		Howell	2,163	\$3,060,897	\$1,415	4,409	\$1,326,753	\$301	2	\$774	\$387
		Oregon	348	\$249,261	\$716	910	\$295,593	\$325	143	\$32,689	\$229
		Shannon	294	\$395,865	\$1,346	4,203	\$1,175,005	\$280	123	\$28,574	\$232
		<b>Circuit Total</b>	<b>3,024</b>	<b>\$3,880,055</b>	<b>\$1,283</b>	<b>10,782</b>	<b>\$3,338,617</b>	<b>\$310</b>	<b>971</b>	<b>\$317,308</b>	<b>\$327</b>
	38	Christian	2,654	\$861,294	\$325	7,133	\$1,394,470	\$195	123	\$20,166	\$164
		Taney	3,301	\$947,424	\$287	8,342	\$1,485,515	\$178	96	\$31,434	\$327
		<b>Circuit Total</b>	<b>5,955</b>	<b>\$1,808,718</b>	<b>\$304</b>	<b>15,475</b>	<b>\$2,879,985</b>	<b>\$186</b>	<b>219</b>	<b>\$51,600</b>	<b>\$236</b>
	39	Barry	2,596	\$4,063,580	\$1,565	3,479	\$716,814	\$206	297	\$39,881	\$134
		Lawrence	2,324	\$2,641,428	\$1,137	8,704	\$1,925,070	\$221	3	\$770	\$257
		Stone	2,118	\$3,318,678	\$1,567	4,214	\$1,172,441	\$278	320	\$55,799	\$174
		<b>Circuit Total</b>	<b>7,038</b>	<b>\$10,023,686</b>	<b>\$1,424</b>	<b>16,397</b>	<b>\$3,814,325</b>	<b>\$233</b>	<b>620</b>	<b>\$96,450</b>	<b>\$156</b>
	40	McDonald	2,140	\$1,141,879	\$534	6,020	\$1,378,127	\$229	315	\$52,263	\$166
		Newton	3,152	\$2,760,837	\$876	8,045	\$1,904,727	\$237	70	\$15,415	\$220
		<b>Circuit Total</b>	<b>5,292</b>	<b>\$3,902,716</b>	<b>\$737</b>	<b>14,065</b>	<b>\$3,282,854</b>	<b>\$233</b>	<b>385</b>	<b>\$67,677</b>	<b>\$176</b>
	41	Macon	1,198	\$1,163,134	\$971	2,655	\$800,382	\$301	137	\$17,395	\$127
		Shelby	546	\$646,969	\$1,185	1,467	\$362,355	\$247	85	\$12,996	\$153
		<b>Circuit Total</b>	<b>1,744</b>	<b>\$1,810,103</b>	<b>\$1,038</b>	<b>4,122</b>	<b>\$1,162,737</b>	<b>\$282</b>	<b>222</b>	<b>\$30,391</b>	<b>\$137</b>
	42	Crawford	2,219	\$4,672,679	\$2,106	5,540	\$2,203,218	\$398	141	\$26,349	\$187
		Dent	1,096	\$1,394,007	\$1,272	1,716	\$679,423	\$396	100	\$18,894	\$189
		Iron	930	\$1,386,691	\$1,491	1,188	\$470,392	\$396	63	\$14,479	\$230
		Reynolds	346	\$429,300	\$1,241	2,415	\$625,398	\$259	72	\$12,875	\$179
		Wayne	862	\$958,787	\$1,112	3,120	\$1,029,947	\$330	194	\$37,122	\$191
		<b>Circuit Total</b>	<b>5,453</b>	<b>\$8,841,464</b>	<b>\$1,621</b>	<b>13,979</b>	<b>\$5,008,378</b>	<b>\$358</b>	<b>570</b>	<b>\$109,719</b>	<b>\$192</b>
	43	Caldwell	651	\$2,087,718	\$3,207	1,473	\$959,151	\$651	14	\$3,420	\$244
		Clinton	873	\$1,620,561	\$1,856	2,920	\$882,120	\$302	32	\$4,117	\$129
		Daviess	717	\$1,719,669	\$2,398	1,853	\$1,025,046	\$553	182	\$32,291	\$177
		DeKalb	826	\$2,523,772	\$3,055	1,913	\$1,953,933	\$1,021	81	\$25,511	\$315
		Livingston	969	\$2,509,222	\$2,589	1,835	\$742,356	\$405	155	\$24,723	\$160
		<b>Circuit Total</b>	<b>4,036</b>	<b>\$10,460,942</b>	<b>\$2,592</b>	<b>9,994</b>	<b>\$5,562,605</b>	<b>\$557</b>	<b>464</b>	<b>\$90,061</b>	<b>\$194</b>
	44	Douglas	638	\$835,465	\$1,310	1,133	\$367,208	\$324	35	\$10,782	\$308
		Ozark	416	\$307,475	\$739	1,711	\$567,896	\$332	299	\$46,476	\$155
		Wright	1,216	\$1,387,171	\$1,141	2,130	\$719,884	\$338	60	\$16,817	\$280
		<b>Circuit Total</b>	<b>2,270</b>	<b>\$2,530,110</b>	<b>\$1,115</b>	<b>4,974</b>	<b>\$1,654,988</b>	<b>\$333</b>	<b>394</b>	<b>\$74,074</b>	<b>\$188</b>
	45	Lincoln	3,355	\$3,880,567	\$1,157	6,951	\$1,888,306	\$272	177	\$30,889	\$175
		Pike	1,140	\$764,164	\$670	1,803	\$448,317	\$249	92	\$16,536	\$180
		<b>Circuit Total</b>	<b>4,495</b>	<b>\$4,644,731</b>	<b>\$1,033</b>	<b>8,754</b>	<b>\$2,336,624</b>	<b>\$267</b>	<b>269</b>	<b>\$47,424</b>	<b>\$176</b>
		<b>STATE TOTAL</b>	<b>297,477</b>	<b>\$316,848,361</b>	<b>\$1,065</b>	<b>630,971</b>	<b>\$154,416,835</b>	<b>\$245</b>	<b>18,966</b>	<b>\$3,398,115</b>	<b>\$179</b>

Table 85

Circuit Court - July 1, 2005 - June 30, 2012

Average Amount Assessed per Case

Cir	No.	County	Traffic			Municipal Court			Ordinance Violations			Totals		
			Cases Disposed	Amount Assessed	Assessed/ Case	Cases Disposed	Amount Assessed	Assessed/ Case	Cases Disposed	Amount Assessed	Assessed/ Case	Cases Disposed	Amount Assessed	Assessed/ Case
	25	Maries	2,795	\$347,181	\$124	1,536	\$228,807	\$149	0	\$0	\$0	5,286	\$960,369	\$182
		Phelps	13,236	\$1,864,617	\$141	6,781	\$831,085	\$123	0	\$0	\$0	28,637	\$16,657,575	\$582
		Pulaski	20,592	\$2,055,762	\$100	1,259	\$176,594	\$140	0	\$0	\$0	27,500	\$7,696,448	\$280
		Texas	4,404	\$735,763	\$167	0	\$0	\$0	0	\$0	\$0	9,336	\$4,463,349	\$478
		<b>Circuit Total</b>	<b>41,027</b>	<b>\$5,003,324</b>	<b>\$122</b>	<b>9,576</b>	<b>\$1,236,486</b>	<b>\$129</b>	<b>0</b>	<b>\$0</b>	<b>\$0</b>	<b>70,759</b>	<b>\$29,777,742</b>	<b>\$421</b>
	26	Camden	854	\$143,685	\$168	1,452	\$224,177	\$154	0	\$15	\$15	16,661	\$11,556,033	\$694
		Laclede	6,094	\$1,193,046	\$196	4,079	\$1,213,906	\$298	0	\$0	\$0	18,354	\$16,912,609	\$921
		Miller	3,742	\$606,293	\$162	847	\$116,111	\$137	0	\$0	\$0	10,744	\$4,299,933	\$400
		Moniteau	3,240	\$467,022	\$144	0	\$0	\$0	0	\$0	\$0	5,266	\$1,775,707	\$337
		Morgan	3,053	\$691,470	\$226	0	\$0	\$0	0	\$0	\$0	8,279	\$4,667,058	\$564
		<b>Circuit Total</b>	<b>16,983</b>	<b>\$3,101,517</b>	<b>\$183</b>	<b>6,378</b>	<b>\$1,554,193</b>	<b>\$244</b>	<b>0</b>	<b>\$15</b>	<b>\$15</b>	<b>59,304</b>	<b>\$39,211,340</b>	<b>\$661</b>
	27	Bates	14,277	\$2,312,031	\$162	0	\$0	\$0	0	\$0	\$0	18,998	\$4,893,999	\$258
		Henry	7,387	\$1,137,719	\$154	3,973	\$467,424	\$118	0	\$0	\$0	16,272	\$3,179,115	\$195
		St. Clair	7,970	\$1,234,020	\$155	3,745	\$506,466	\$135	0	\$0	\$0	14,061	\$2,946,410	\$210
		<b>Circuit Total</b>	<b>29,634</b>	<b>\$4,683,769</b>	<b>\$158</b>	<b>7,718</b>	<b>\$973,890</b>	<b>\$126</b>	<b>0</b>	<b>\$0</b>	<b>\$0</b>	<b>49,331</b>	<b>\$11,019,524</b>	<b>\$223</b>
	28	Barton	2,921	\$434,181	\$149	90	\$9,483	\$104	0	\$0	\$0	4,819	\$1,202,146	\$249
		Cedar	3,193	\$240,396	\$75	402	\$52,048	\$129	0	\$0	\$0	7,074	\$1,744,207	\$247
		Dade	2,095	\$191,578	\$91	526	\$45,086	\$86	0	\$0	\$0	4,629	\$990,987	\$214
		Vernon	1,824	\$258,505	\$142	123	\$28,853	\$233	0	\$0	\$0	7,505	\$3,405,176	\$454
		<b>Circuit Total</b>	<b>10,033</b>	<b>\$1,124,660</b>	<b>\$112</b>	<b>1,141</b>	<b>\$135,470</b>	<b>\$119</b>	<b>0</b>	<b>\$0</b>	<b>\$0</b>	<b>24,027</b>	<b>\$7,342,517</b>	<b>\$306</b>
	29	Jasper	11,598	\$1,530,981	\$132	2,997	\$487,002	\$162	1	\$138	\$138	30,706	\$16,914,981	\$551
		<b>Circuit Total</b>	<b>11,598</b>	<b>\$1,530,981</b>	<b>\$132</b>	<b>2,997</b>	<b>\$487,002</b>	<b>\$162</b>	<b>1</b>	<b>\$138</b>	<b>\$138</b>	<b>30,706</b>	<b>\$16,914,981</b>	<b>\$551</b>
	30	Benton	5,783	\$756,478	\$131	854	\$136,116	\$159	0	\$0	\$0	11,840	\$3,397,604	\$287
		Dallas	13,568	\$1,306,249	\$96	3,748	\$341,035	\$91	0	\$0	\$0	23,878	\$4,235,904	\$177
		Hickory	2,205	\$220,457	\$100	0	\$0	\$0	0	\$0	\$0	4,532	\$1,284,358	\$283
		Polk	12,011	\$2,145,814	\$179	24	\$2,882	\$115	0	\$0	\$0	16,912	\$6,644,781	\$393
		Webster	7,120	\$1,003,421	\$141	4,678	\$657,897	\$141	0	\$0	\$0	16,272	\$3,868,505	\$238
		<b>Circuit Total</b>	<b>40,687</b>	<b>\$5,432,419</b>	<b>\$134</b>	<b>9,304</b>	<b>\$1,137,931</b>	<b>\$122</b>	<b>0</b>	<b>\$0</b>	<b>\$0</b>	<b>73,434</b>	<b>\$19,431,152</b>	<b>\$265</b>
	31	Greene	17,490	\$1,721,125	\$98	4,723	\$544,996	\$115	0	\$0	\$0	68,726	\$12,808,796	\$186
		<b>Circuit Total</b>	<b>17,490</b>	<b>\$1,721,125</b>	<b>\$98</b>	<b>4,723</b>	<b>\$544,996</b>	<b>\$115</b>	<b>0</b>	<b>\$0</b>	<b>\$0</b>	<b>68,726</b>	<b>\$12,808,796</b>	<b>\$186</b>
	32	Bollinger	799	\$110,226	\$138	710	\$128,237	\$180	0	\$0	\$0	3,481	\$1,234,808	\$355
		Cape Girardeau	5,422	\$1,103,986	\$204	3,094	\$374,532	\$121	0	\$0	\$0	22,461	\$11,300,053	\$503
		Perry	5,804	\$1,139,511	\$196	0	\$0	\$0	0	\$0	\$0	10,687	\$3,900,614	\$365
		<b>Circuit Total</b>	<b>12,025</b>	<b>\$2,353,724</b>	<b>\$196</b>	<b>3,804</b>	<b>\$502,769</b>	<b>\$132</b>	<b>0</b>	<b>\$0</b>	<b>\$0</b>	<b>36,629</b>	<b>\$16,435,475</b>	<b>\$449</b>
	33	Mississippi	2,584	\$471,189	\$182	293	\$53,334	\$181	0	\$0	\$0	7,102	\$3,533,559	\$498
		Scott	5,327	\$786,170	\$148	593	\$98,458	\$166	0	\$0	\$0	16,770	\$8,695,451	\$519
		<b>Circuit Total</b>	<b>7,911</b>	<b>\$1,257,359</b>	<b>\$159</b>	<b>886</b>	<b>\$151,792</b>	<b>\$171</b>	<b>0</b>	<b>\$0</b>	<b>\$0</b>	<b>23,872</b>	<b>\$12,229,010</b>	<b>\$512</b>
	34	New Madrid	3,538	\$580,277	\$164	3,051	\$553,213	\$181	0	\$0	\$0	12,925	\$3,519,372	\$272
		Pemiscot	20,296	\$3,163,222	\$156	3,128	\$697,078	\$223	0	\$0	\$0	31,403	\$7,785,916	\$248
		<b>Circuit Total</b>	<b>23,834</b>	<b>\$3,743,500</b>	<b>\$157</b>	<b>6,179</b>	<b>\$1,250,291</b>	<b>\$202</b>	<b>0</b>	<b>\$0</b>	<b>\$0</b>	<b>44,328</b>	<b>\$11,305,288</b>	<b>\$255</b>
	35	Dunklin	2,624	\$379,593	\$145	5,649	\$755,878	\$134	0	\$0	\$0	17,918	\$3,406,825	\$190
		Stoddard	4,889	\$302,211	\$62	778	\$89,366	\$115	0	\$0	\$0	13,376	\$1,591,940	\$119
		<b>Circuit Total</b>	<b>7,513</b>	<b>\$681,804</b>	<b>\$91</b>	<b>6,427</b>	<b>\$845,244</b>	<b>\$132</b>	<b>0</b>	<b>\$0</b>	<b>\$0</b>	<b>31,294</b>	<b>\$4,998,765</b>	<b>\$160</b>
	36	Butler	3,982	\$668,667	\$168	835	\$154,253	\$185	0	\$0	\$0	10,264	\$4,199,331	\$409
		Ripley	924	\$136,975	\$148	1,718	\$250,841	\$146	0	\$0	\$0	5,288	\$1,671,350	\$316
		<b>Circuit Total</b>	<b>4,906</b>	<b>\$805,642</b>	<b>\$164</b>	<b>2,553</b>	<b>\$405,093</b>	<b>\$159</b>	<b>0</b>	<b>\$0</b>	<b>\$0</b>	<b>15,552</b>	<b>\$5,870,682</b>	<b>\$377</b>
	37	Carter	7,048	\$930,412	\$132	3,401	\$661,989	\$195	0	\$0	\$0	12,631	\$2,562,971	\$203
		Howell	16,616	\$1,978,486	\$119	3	\$439	\$110	0	\$0	\$0	23,193	\$6,367,348	\$275
		Oregon	1,458	\$244,314	\$168	651	\$103,069	\$158	0	\$0	\$0	3,510	\$924,927	\$264
		Shannon	2,118	\$252,788	\$119	4,573	\$791,384	\$173	0	\$0	\$0	11,311	\$2,643,615	\$234
		<b>Circuit Total</b>	<b>27,240</b>	<b>\$3,406,000</b>	<b>\$125</b>	<b>8,628</b>	<b>\$1,556,880</b>	<b>\$180</b>	<b>0</b>	<b>\$0</b>	<b>\$0</b>	<b>50,645</b>	<b>\$12,498,861</b>	<b>\$247</b>
	38	Christian	7,109	\$678,161	\$95	3,938	\$515,707	\$131	13	\$535	\$38	20,970	\$3,470,334	\$165
		Taney	5,386	\$546,537	\$101	0	\$0	\$0	0	\$0	\$0	17,125	\$3,010,910	\$176
		<b>Circuit Total</b>	<b>12,495</b>	<b>\$1,224,699</b>	<b>\$98</b>	<b>3,938</b>	<b>\$515,707</b>	<b>\$131</b>	<b>13</b>	<b>\$535</b>	<b>\$38</b>	<b>38,095</b>	<b>\$6,481,244</b>	<b>\$170</b>
	39	Barry	6,121	\$836,304	\$137	5,070	\$831,664	\$164	2	\$322	\$107	17,565	\$6,488,564	\$369
		Lawrence	3,814	\$507,685	\$133	2,684	\$578,243	\$215	5	\$3,030	\$505	17,534	\$5,656,226	\$323
		Stone	3,733	\$353,167	\$95	1,629	\$245,762	\$151	0	\$0	\$0	12,014	\$5,145,847	\$428
		<b>Circuit Total</b>	<b>13,668</b>	<b>\$1,697,156</b>	<b>\$124</b>	<b>9,383</b>	<b>\$1,655,668</b>	<b>\$176</b>	<b>7</b>	<b>\$3,352</b>	<b>\$479</b>	<b>47,113</b>	<b>\$17,290,637</b>	<b>\$367</b>
	40	McDonald	4,376	\$656,766	\$150	12,376	\$2,144,583	\$173	68	\$14,399	\$209	25,295	\$5,388,015	\$213
		Newton	13,082	\$2,154,358	\$165	9,696	\$1,631,200	\$168	2	\$264	\$88	34,047	\$8,466,801	\$249
		<b>Circuit Total</b>	<b>17,458</b>	<b>\$2,811,124</b>	<b>\$161</b>	<b>22,072</b>	<b>\$3,775,782</b>	<b>\$171</b>	<b>70</b>	<b>\$14,663</b>	<b>\$209</b>	<b>59,342</b>	<b>\$13,854,816</b>	<b>\$233</b>
	41	Macon	6,457	\$760,875	\$118	1,770	\$247,691	\$140	0	\$0	\$0	12,217	\$2,989,478	\$245
		Shelby	2,536	\$377,860	\$149	15	\$1,339	\$84	0	\$0	\$0	4,649	\$1,401,519	\$301
		<b>Circuit Total</b>	<b>8,993</b>	<b>\$1,138,735</b>	<b>\$127</b>	<b>1,785</b>	<b>\$249,030</b>	<b>\$140</b>	<b>0</b>	<b>\$0</b>	<b>\$0</b>	<b>16,866</b>	<b>\$4,390,997</b>	<b>\$260</b>
	42	Crawford	8,346	\$1,370,803	\$164	4,918	\$730,542	\$149	0	\$0	\$0	21,164	\$9,003,591	\$425
		Dent	4,217	\$576,180	\$137	2,142	\$349,858	\$163	0	\$0	\$0	9,271	\$3,018,362	\$326
		Iron	1,833	\$293,540	\$160	0	\$0	\$0	0	\$0	\$0	4,014	\$2,165,102	\$539
		Reynolds	330	\$16,450	\$50	0	\$0	\$0	0	\$0	\$0	3,163	\$1,084,023	\$343
		Wayne	5,227	\$724,091	\$139	236	\$31,308	\$132	0	\$0	\$0	9,639	\$2,781,255	\$289
		<b>Circuit Total</b>	<b>19,953</b>	<b>\$2,981,064</b>	<b>\$149</b>	<b>7,296</b>	<b>\$1,111,708</b>	<b>\$152</b>	<b>0</b>	<b>\$0</b>	<b>\$0</b>	<b>47,251</b>	<b>\$18,052,333</b>	<b>\$382</b>
	43	Caldwell	3,074	\$656,271	\$213	29	\$4,242	\$141	0	\$0	\$0	5,241	\$3,710,801	\$708
		Clinton	5,509	\$1,030,823	\$187	2,829	\$311,289	\$110	0	\$0	\$0	12,163	\$3,848,910	\$316
		Daviess	9,371	\$1,144,443	\$122	982	\$101,464	\$103	0	\$0	\$0	13,105	\$4,022,912	\$307
		DeKalb	1,568	\$309,776	\$198	13	\$1,154	\$82	0	\$0	\$0	4,401	\$4,814,145	\$1,094
		Livingston	7,176	\$941,043	\$131	3,893	\$543,180	\$139	0	\$0	\$0	14,028	\$4,760,525	\$339
		<b>Circuit Total</b>	<b>26,698</b>	<b>\$4,082,356</b>	<b>\$153</b>	<b>7,746</b>	<b>\$961,329</b>	<b>\$124</b>	<b>0</b>	<b>\$0</b>	<b>\$0</b>	<b>48,938</b>	<b>\$21,157,292</b>	<b>\$432</b>
	44	Douglas	2,063	\$347,586	\$168	0	\$0	\$0	0	\$0	\$0	3,869	\$1,561,040	\$403
		Ozark	920	\$127,857	\$139	123	\$16,674	\$134	2	\$225	\$75	3,471	\$1,066,603	\$307
		Wright	5,828	\$977,476	\$168	3	\$990	\$248	0	\$0	\$0	9,237	\$3,102,338	\$336
		<b>Circuit Total</b>	<b>8,811</b>	<b>\$1,452,920</b>	<b>\$165</b>	<b>126</b>	<b>\$17,664</b>	<b>\$140</b>	<b>2</b>	<b>\$225</b>	<b>\$75</b>	<b>16,577</b>	<b>\$5,729,981</b>	<b>\$346</b>
	45	Lincoln	14,432	\$2,473,121	\$171	3,089	\$441,229	\$143	0	\$0	\$0	28,004	\$8,714,112	\$311
		Pike	5,522	\$987,569	\$179	1,843	\$366,269	\$199	0	\$0	\$0	10,400	\$2,582,855	\$248
		<b>Circuit Total</b>	<b>19,954</b>	<b>\$3,460,690</b>	<									

**Table 86**  
**Circuit Court, FY 2012**  
**Debt Collection Program**

Cir.	<u>Debt Collections</u>		Cir.	<u>Debt Collections</u>		Cir.	<u>Debt Collections</u>	
No.	County	Collections	No.	County	Collections	No.	County	Collections
1	Clark	\$4,042.66	17	Cass	\$24,983.11	33	Mississippi	\$23,760.35
	Schulyer	\$2,326.79		Johnson	\$593.66		Scott	\$129,816.35
	Scotland	\$628.42		<b>Circuit Total</b>	<b>\$25,576.77</b>		<b>Circuit Total</b>	<b>\$153,576.70</b>
	<b>Circuit Total</b>	<b>\$6,997.87</b>	18	Cooper	\$9,513.13	34	New Madrid	n/a
2	Adair	\$0.00		Pettis	\$25,613.30		Portageville Muni	\$560.00
	Knox	n/a		Sedalia Muni	\$13,291.50		New Madrid Muni	\$882.66
	Lewis	n/a		<b>Circuit Total</b>	<b>\$48,417.93</b>		Morehouse Muni	n/a
	<b>Circuit Total</b>	<b>\$0.00</b>	19	Cole	\$23,182.78		Parma Muni	\$112.00
3	Grundy	n/a		City of Jefferson Muni	n/a		Pemiscot	n/a
	Harrison	n/a		<b>Circuit Total</b>	<b>\$23,182.78</b>		Stelle Muni	\$0.00
	Mercer	\$2,861.77	20	Franklin	\$78,528.81		Caruthersville	\$7,587.53
	Putnam	\$3,902.37		Gerald Muni	n/a		<b>Circuit Total</b>	<b>\$9,142.19</b>
	<b>Circuit Total</b>	<b>\$6,764.14</b>		New haven Muni	\$1,777.02	35	Dunklin	\$4,983.03
4	Atchison	\$6,554.24		Union Muni	\$0.00		Kennett Muni	\$491.34
	Tarkio Muni	n/a		Gasconade	\$2,836.33		Stoddard	n/a
	Gentry	\$229.82		Osage	\$12,110.96		<b>Circuit Total</b>	<b>\$5,474.37</b>
	Holt	\$208.32		<b>Circuit Total</b>	<b>\$95,253.12</b>	36	Butler	\$26,799.68
	Nodaway	\$18,514.89	21	St. Louis County	\$38,657.08		Ripley	\$3,408.88
	Worth	n/a		City of Bella Villa Muni	\$8,021.69		<b>Circuit Total</b>	<b>\$30,208.56</b>
	<b>Circuit Total</b>	<b>\$25,507.27</b>		Charlack Muni	\$205.00	37	Carter	\$4,154.17
5	Andrew	\$10,525.78		<b>Circuit Total</b>	<b>\$46,883.77</b>		Howell	\$25,549.68
	Buchanan	\$33,879.11	22	City of St. Louis	n/a		Oregon	\$318.66
	<b>Circuit Total</b>	<b>\$44,404.89</b>		<b>Circuit Total</b>	<b>n/a</b>		Shannon	\$24,544.82
6	Platte	\$732.50	23	Jefferson	\$35,889.46		<b>Circuit Total</b>	<b>\$54,567.33</b>
	Weston Muni	\$4,180.56		<b>Circuit Total</b>	<b>\$35,889.46</b>	38	Christian	n/a
	Tracy Muni	n/a	24	Madison	\$534.15		Clever Muni	n/a
	<b>Circuit Total</b>	<b>\$4,913.06</b>		St. Francois	\$25,438.96		Billings Muni	\$2,183.13
7	Clay	\$10,006.57		Ste. Genevieve	\$3,631.27		Taney	\$21,686.31
	<b>Circuit Total</b>	<b>\$10,006.57</b>		Washington	n/a		<b>Circuit Total</b>	<b>\$23,869.44</b>
8	Carroll	n/a		<b>Circuit Total</b>	<b>\$29,604.38</b>	39	Barry	\$13,829.69
	Ray	\$12,295.35	25	Maries	n/a		Cassville Muni	\$0.00
	<b>Circuit Total</b>	<b>\$12,295.35</b>		Phelps	n/a		Seligman Muni	\$10,587.50
9	Chariton	\$2,188.80		Pulaski	\$27,872.99		Lawrence	\$29,542.93
	Linn	n/a		Richland Muni	n/a		Aurora Muni	\$18,644.15
	Sullivan	n/a		Texas	n/a		Miller Muni	\$1,496.00
	<b>Circuit Total</b>	<b>\$2,188.80</b>		<b>Circuit Total</b>	<b>\$27,872.99</b>		Stone	\$9,121.26
10	Marion-Hannibal	n/a	26	Camden	\$38,062.29		Crane Muni	\$12,839.30
	Marion Palmyra	n/a		Sunrise Beach Muni	\$107.91		<b>Circuit Total</b>	<b>\$96,060.83</b>
	Monroe	n/a		Laclede	\$156,628.31	40	McDonald	\$40,611.76
	Ralls	n/a		Iberia Muni	n/a		Anderson Muni	\$4,825.60
	<b>Circuit Total</b>	<b>n/a</b>		Eldon Muni	\$20.84		Goodman Muni	\$2,576.39
11	St. Charles	\$87,839.78		Miller	\$7,607.21		Lanagan Muni	\$272.50
	St. Charles Muni	n/a		Moniteau	\$6,016.70		Pineville Muni	\$1,923.84
	<b>Circuit Total</b>	<b>\$87,839.78</b>		Morgan	\$2,725.78		Southwest City Muni	\$0.00
				<b>Circuit Total</b>	<b>\$211,169.04</b>		Noel Muni	\$2,966.14
12	Audrain	n/a	27	Bates	\$10,680.34		Newton	n/a
	Mexico Muni	\$330.50		Henry	n/a		Granby Muni	\$1,416.70
	Montgomery	\$20,205.31		St. Clair	\$6,198.21		Neosho Muni	n/a
	Montgomery City Muni	\$45.00		<b>Circuit Total</b>	<b>\$16,878.55</b>		Seneca Muni	\$231.69
	Warren	\$27,239.52	28	Barton	\$1,310.66		<b>Circuit Total</b>	<b>\$54,824.62</b>
	<b>Circuit Total</b>	<b>\$47,820.33</b>		Cedar	\$16,410.52	41	Macon	\$0.00
13	Boone	\$41,813.43		Dade	\$845.50		Macon Muni	\$3,760.62
	Callaway	\$5,258.27		Vernon	\$36,437.61		Shelby	n/a
	Holt Summit Muni	\$17,610.83		<b>Circuit Total</b>	<b>\$55,004.29</b>		<b>Circuit Total</b>	<b>\$3,760.62</b>
	Fulton Muni	n/a	29	Jasper	\$31,421.48	42	Crawford	n/a
	<b>Circuit Total</b>	<b>\$64,682.53</b>		Oronogo Muni	\$270.84		Dent	n/a
14	Howard	n/a		<b>Circuit Total</b>	<b>\$31,692.32</b>		Iron	n/a
	Randolph	\$5,069.49	30	Benton	\$5,717.53		Reynolds	n/a
	Moberly Muni	n/a		Dallas	\$4,514.81		Wayne	n/a
	<b>Circuit Total</b>	<b>\$5,069.49</b>		Hickory	n/a		<b>Circuit Total</b>	<b>n/a</b>
15	Lafayette	\$36,445.52		Polk	\$18,039.26	43	Caldwell	n/a
	Higginsville Muni	n/a		Webster	\$4,398.27		Clinton	\$3,935.50
	Odessa Muni	n/a		Rogersville Muni	n/a		Cameron Muni	n/a
	Saline	\$36,203.11		Marshfield Muni	n/a		Daviess	n/a
	<b>Circuit Total</b>	<b>\$72,648.63</b>		<b>Circuit Total</b>	<b>\$32,669.87</b>		DeKalb	\$9,607.93
16	Jackson	\$119,716.46	31	Greene	\$105,087.28		Livingston	n/a
	Lake Lotawana Muni	\$0.00		Fair Grove Muni	n/a		<b>Circuit Total</b>	<b>\$13,543.43</b>
	KC Muni	\$42,949.06		Willard Muni	\$80.00	44	Douglas	n/a
	<b>Circuit Total</b>	<b>\$162,665.52</b>		<b>Circuit Total</b>	<b>\$105,167.28</b>		Ozark	n/a
			32	Bollinger	\$4,085.58		Wright	n/a
				Cape Girardeau	\$15,122.46		<b>Circuit Total</b>	<b>n/a</b>
				Perry	\$8,631.24	45	Lincoln	\$55,774.27
				<b>Circuit Total</b>	<b>\$27,839.28</b>		Pike	\$8,002.84
							Louisiana Muni	\$3,734.82
							<b>Circuit Total</b>	<b>\$67,511.93</b>

\* n/a - County did not participate in Debt Collection Program  
 \$\$ - Muni court tax collections included in the total collections for the county



**Table 87**  
**Circuit Court, FY 2012**  
**Tax Offset Program**

Cir.	Tax Offset			Cir.	Tax Offset			Cir.	Tax Offset			
	No.	County	Number of Intercepts		Amount Intercepted	No.	County		Number of Intercepts	Amount Intercepted	No.	County
1	Clark	29	\$4,758.38	17	Cass	108	\$15,771.47	33	Mississippi	67	\$7,998.73	
	Schulyer	4	\$831.16		Johnson	25	\$3,635.50		Scott	243	\$26,660.22	
	Scotland	5	\$364.63		Circuit Total	133	\$19,406.97		Circuit Total	310	\$34,658.95	
	Circuit Total	38	\$5,954.17									
2	Adair	3	\$217.00	18	Cooper	48	\$5,968.74	34	New Madrid	51	\$9,380.05	
	Knox	0	\$0.00		Pettis	166	\$22,685.40		Portageville Muni		\$0.00	
	Lewis	3	\$582.00		Sedalia Muni		\$0		New Madrid Muni		\$0	
	Circuit Total	6	\$799.00		Circuit Total	214	\$28,654.14		Morehouse Muni		\$0	
3	Grundy	1	\$48.00	19	Cole	425	\$49,391.91	35	Parma Muni		\$0.00	
	Harrison	4	\$482.00		City of Jefferson Muni		\$0		Pemiscot	64	\$8,460.91	
	Mercer	3	\$222.50		Circuit Total	425	\$49,391.91		Steele Muni		\$0	
	Putnam	12	\$1,414.00						Caruthersville		\$0	
Circuit Total	20	\$2,166.50	20	Franklin	421	\$61,372.60	Circuit Total	115	\$17,840.96			
4	Atchison	6	\$857.01	21	Gerald Muni		\$0.00	36	Dunklin	15	\$1,663.00	
	Tarkio Muni		\$0.00		Union Muni		\$0		Kennett Muni		\$0.00	
	Gentry	5	\$1,056.00		Gasconade	32	\$4,992.47		Stoddard	87	\$8,986.57	
	Holt	13	\$3,207.27		Osage	37	\$5,877.01		Circuit Total	102	\$10,649.57	
Nodaway	51	\$6,748.15	Circuit Total	490	\$72,242.08							
Worth	1	\$40.50	21	St. Louis County	393	\$45,680.56	Butler	47	\$5,762.95			
Circuit Total	76	\$11,908.93	City of Bella Villa Muni		\$0	Ripley	21	\$2,742.00				
5	Andrew	100	\$12,982.66	Circuit Total	393	\$45,680.56	Circuit Total	68	\$8,504.95			
	Buchanan	619	\$93,443.26	22	St. Louis City	191	\$19,544.04	37	Carter	39	\$3,873.03	
	Circuit Total	719	\$106,425.92	Circuit Total	191	\$19,544.04	Howell	151	\$20,578.79			
				23	Jefferson	486	\$57,936.33	Oregon	3	\$319.00		
6	Platte	42	\$4,894.89	Circuit Total	486	\$57,936.33	Shannon	105	\$14,044.68			
	Weston Muni	0	\$0.00				Circuit Total	298	\$38,815.50			
	Tracy Muni	0	\$0.00	24	Madison	14	\$1,155.00	38	Christian	9	\$1,054.50	
	Circuit Total	42	\$4,894.89	St. Francois	276	\$39,046.00	Clever Muni		\$0			
7	Clay	78	\$8,058.82	25	Ste. Genevieve	25	\$5,582.24	39	Taney	39	\$3,484.29	
	Circuit Total	78	\$8,058.82		Washington	4	\$428.00		Circuit Total	48	\$4,538.79	
					Circuit Total	319	\$46,211.24					
					26	Maries	3		\$513.25	Barry	150	\$18,105.91
8	Carroll	7	\$1,084.35	27	Phelps	94	\$13,890.50	Cassville Muni		\$0		
	Ray	44	\$6,926.85		Pulaski	61	\$9,000.08	Seligman Muni		\$0		
	Circuit Total	51	\$8,011.20		Richland Muni		\$0	Lawrence	80	\$10,637.47		
					Texas	26	\$4,604.76	Aurora Muni		\$0		
9	Chariton	14	\$1,748.60	Circuit Total	184	\$28,008.59	Miller Muni		\$0.00			
	Linn	5	\$636.00				Stone	110	\$11,315.38			
	Sullivan	6	\$509.50	26	Camden	85	\$12,426.50	Crane Muni		\$0		
	Circuit Total	25	\$2,894.10	Laclede	258	\$42,180.37	Circuit Total	340	\$40,058.76			
10	Marion-Hannibal	57	\$7,227.42	28	Iberia Muni		\$0.00	40	McDonald	96	\$12,047.78	
	Marion Palmyra		\$0.00		Eldon Muni		\$0.00		Anderson Muni		\$0	
	Monroe	4	\$658.50		Miller	86	\$11,041.09		Goodman Muni		\$0	
	Ralls	23	\$3,208.66		Moniteau	21	\$2,840.00		Pinerville Muni		\$0	
Circuit Total	84	\$11,094.58	Circuit Total	504	\$74,864.46	Southwest City Muni		\$0				
11	St. Charles	530	\$61,899.84	29	Morgan	54	\$6,376.50	42	Noel Muni		\$0.00	
	St. Charles Muni		\$0						Newton	101	\$14,010.96	
	Circuit Total	530	\$61,899.84						Granby Muni		\$0	
					Bates	58	\$6,678.11		Neosho Muni		\$0.00	
12	Audrain	239	\$33,422.40	30	Henry	0	\$0.00	Circuit Total	197	\$26,058.74		
	Mexico Muni		\$0.00		St. Clair	9	\$1,755.50	41	Macon	28	\$4,638.19	
	Montgomery	87	\$12,980.91		Circuit Total	67	\$8,433.61	Macon Muni		\$0		
	Montgomery City Mun	0	\$0.00					Shelby	29	\$4,400.62		
Warren	200	\$23,292.42	28	Barton	18	\$2,641.16	Circuit Total	57	\$9,038.81			
Circuit Total	526	\$69,695.73	Dade	17	\$1,711.50	42	Crawford	58	\$10,182.34			
13	Boone	441	\$43,545.84	29	Vernon	116	\$15,456.25	Dent	32	\$5,809.74		
	Callaway	60	\$6,302.96		Circuit Total	188	\$24,364.26	Iron	26	\$3,896.79		
	Fulton Muni		\$0					Reynolds	6	\$1,274.00		
	Circuit Total	501	\$49,848.80		29	Jasper	201	\$25,174.46	Wayne	9	\$1,684.62	
14	Howard	8	\$734.50	30	Oronogo Muni		\$0	Circuit Total	131	\$22,847.49		
	Randolph	31	\$2,970.53		Circuit Total	201	\$25,174.46	43	Caldwell	15	\$3,349.00	
	Moberly Muni		\$0					Clinton		\$6,280.03		
	Circuit Total	39	\$3,705.03		30	Benton	39	\$5,889.20	Cameron Muni	35	\$0	
15	Lafayette	173	\$26,343.23	31	Warsaw Muni		\$0	Davies	37	\$5,423.16		
	Higginsville Muni		\$0		Dallas	126	\$14,249.66	DeKalb	38	\$9,260.02		
	Odessa Muni		\$0.00		Hickory	4	\$507.00	Livingston	27	\$3,784.00		
	Saline	62	\$8,840.78		Polk	75	\$10,111.97	Circuit Total	152	\$28,096.21		
Circuit Total	235	\$35,184.01	Webster	56	\$6,001.25							
16	Jackson	782	\$99,966.79	Rogersville Muni		\$0	44	Douglas	7	\$1,296.00		
	Lake Lotawana Muni		\$0	Marshfield Muni		\$0		Ozark	3	\$262.00		
	KC Muni		\$0.00	Circuit Total	300	\$36,759.08		Wright	9	\$1,020.50		
	Circuit Total	782	\$99,966.79	31	Greene	480		\$54,318.21	Circuit Total	19	\$2,578.50	
32	Bollinger	21	\$3,374.68	32	Fair Grove Muni		\$0	45	Lincoln	273	\$39,602.12	
	Cape Girardeau	200	\$27,735.98		Willard Muni		\$0		Pike	52	\$8,707.01	
	Perry	88	\$10,656.22		Circuit Total	480	\$54,318.21		Louisiana Muni		\$0.00	
	Circuit Total	309	\$41,766.88						Circuit Total	325	\$48,309.13	

\$\$ - Muni court tax collections included in the total collections for the county

**Table 88****Annual Report on the Finances of the Judicial Department, Calendar Year 2011  
Supreme Court and Court of Appeals Expenditures**

<b>Court</b>	<b>State Funded FTE</b>	<b>State Funded Operations</b>	<b>Receipts</b>	<b>Disbursements</b>
Supreme Court	\$3,454,424	\$998,464	\$57,487	\$57,487
Court of Appeals				
Eastern	\$4,262,714	\$449,718	\$13,031	\$13,031
Southern	\$1,946,100	\$284,981	\$8,046	\$5,942
Western	\$3,278,500	\$435,398	\$13,070	\$13,070

**Table 89**  
**Annual Report on the Finances of the Judicial Department, Calendar Year 2011**  
**Circuit Court**

Circuit	County	Non-State Funded FTE**	Non-state Funded Personnel	Non-state Funded Operations	Grants***	State Funded FTE	State Funded Personnel	State Funded Operations^	Total	Receipts	Disbursements
1	Clark	0.88	\$16,835	\$16,017	\$10,883	5.22	\$249,873	\$11,373	\$294,098	\$1,155,965	\$514,788
	Schulyer	0.00	\$0	\$11,956	\$0	3.43	\$199,679	\$186	\$211,821	\$184,690	\$204,372
	Scotland	0.00	\$0	\$18,510	\$0	4.00	\$220,466	\$78	\$239,055	\$243,771	\$230,051
	<b>Circuit Total*</b>	<b>0.88</b>	<b>\$16,835</b>	<b>\$46,484</b>	<b>\$10,883</b>	<b>14.65</b>	<b>\$845,515</b>	<b>\$63,500</b>	<b>\$972,333</b>	<b>\$1,584,426</b>	<b>\$949,211</b>
2	Adair	0.20	\$2,226	\$65,632	\$0	8.03	\$328,084	\$102,457	\$498,400	\$946,953	\$863,233
	Knox	0.00	\$0	\$11,312	\$0	3.81	\$215,935	\$0	\$227,246	\$115,522	\$109,856
	Lewis	0.00	\$0	\$21,156	\$0	4.01	\$228,695	\$7,638	\$257,488	\$564,502	\$507,583
	<b>Circuit Total*</b>	<b>0.20</b>	<b>\$2,226</b>	<b>\$98,099</b>	<b>\$0</b>	<b>17.85</b>	<b>\$948,211</b>	<b>\$110,095</b>	<b>\$1,158,631</b>	<b>\$1,626,978</b>	<b>\$1,480,672</b>
3	Grundy	0.00	\$0	\$27,989	\$0	5.00	\$242,220	\$23,380	\$293,589	\$235,761	\$220,506
	Harrison	0.00	\$0	\$30,893	\$0	5.99	\$271,284	\$1,443	\$303,620	\$573,990	\$612,537
	Mercer	0.00	\$0	\$4,184	\$0	4.50	\$230,528	\$0	\$234,713	\$220,184	\$217,585
	Putnam	0.00	\$0	\$4,042	\$0	4.38	\$225,492	\$947	\$230,481	\$267,084	\$314,686
	<b>Circuit Total*</b>	<b>0.00</b>	<b>\$0</b>	<b>\$67,108</b>	<b>\$0</b>	<b>21.87</b>	<b>\$1,145,020</b>	<b>\$40,905</b>	<b>\$1,253,034</b>	<b>\$1,297,018</b>	<b>\$1,365,314</b>
4	Atchison	0.57	\$21,500	\$21,071	\$0	5.00	\$250,056	\$613	\$293,241	\$322,871	\$299,307
	Gentry	0.00	\$3,527	\$9,344	\$0	4.00	\$217,670	\$0	\$230,541	\$301,867	\$301,367
	Holt	1.00	\$8,703	\$7,611	\$0	4.00	\$214,250	\$0	\$230,564	\$291,761	\$292,254
	Nodaway	0.00	\$0	\$40,743	\$0	5.81	\$271,521	\$175	\$312,439	\$1,020,112	\$1,177,737
	Worth	0.00	\$0	\$200	\$0	3.00	\$193,502	\$0	\$193,702	\$73,469	\$75,303
	<b>Circuit Total*</b>	<b>1.57</b>	<b>\$33,729</b>	<b>\$78,969</b>	<b>\$0</b>	<b>23.81</b>	<b>\$1,322,496</b>	<b>\$26,218</b>	<b>\$1,461,413</b>	<b>\$2,010,079</b>	<b>\$2,145,969</b>
5	Andrew	0.00	\$0	\$13,884	\$0	6.35	\$273,966	\$864	\$288,714	\$891,722	\$892,125
	Buchanan	2.13	\$47,690	\$201,131	\$0	30.61	\$1,032,670	\$40,348	\$1,321,839	\$4,817,744	\$4,784,107
	<b>Circuit Total*</b>	<b>2.13</b>	<b>\$47,690</b>	<b>\$215,015</b>	<b>\$0</b>	<b>44.95</b>	<b>\$2,006,621</b>	<b>\$299,113</b>	<b>\$2,570,438</b>	<b>\$5,709,466</b>	<b>\$5,676,232</b>
6	Platte	1.00	\$30,425	\$220,388	\$0	23.87	\$923,841	\$82,194	\$1,256,848	\$3,397,722	\$3,819,967
	<b>Circuit Total*</b>	<b>1.00</b>	<b>\$30,425</b>	<b>\$220,388</b>	<b>\$0</b>	<b>27.87</b>	<b>\$1,274,834</b>	<b>\$82,194</b>	<b>\$1,607,841</b>	<b>\$3,397,722</b>	<b>\$3,819,967</b>
7	Clay	13.00	\$446,403	\$517,831	\$0	49.21	\$1,625,040	\$364,210	\$2,953,484	\$11,301,697	\$11,981,183
	<b>Circuit Total*</b>	<b>13.00</b>	<b>\$446,403</b>	<b>\$517,831</b>	<b>\$0</b>	<b>58.21</b>	<b>\$2,436,391</b>	<b>\$364,210</b>	<b>\$3,764,835</b>	<b>\$11,301,697</b>	<b>\$11,981,183</b>
8	Carroll	0.00	\$0	\$26,337	\$0	4.63	\$236,683	\$0	\$263,020	\$437,306	\$440,149
	Ray	1.35	\$29,565	\$32,244	\$0	7.45	\$308,405	\$0	\$370,213	\$1,144,139	\$648,592
	<b>Circuit Total*</b>	<b>1.35</b>	<b>\$29,565</b>	<b>\$58,581</b>	<b>\$0</b>	<b>14.08</b>	<b>\$720,584</b>	<b>\$0</b>	<b>\$808,729</b>	<b>\$1,581,445</b>	<b>\$1,088,741</b>
9	Chariton	0.00	\$0	\$12,894	\$0	4.75	\$243,323	\$0	\$256,218	\$246,760	\$266,388
	Linn	0.00	\$0	\$41,214	\$0	5.81	\$266,465	\$31,079	\$338,759	\$504,421	\$498,443
	Sullivan	0.00	\$0	\$4,282	\$0	4.31	\$226,096	\$824	\$231,202	\$318,596	\$298,836
	<b>Circuit Total*</b>	<b>0.00</b>	<b>\$0</b>	<b>\$58,391</b>	<b>\$0</b>	<b>16.88</b>	<b>\$911,381</b>	<b>\$39,074</b>	<b>\$1,008,845</b>	<b>\$1,069,777</b>	<b>\$1,063,667</b>
10	Marion	0.00	\$0	\$7,930	\$0	12.31	\$479,538	\$7,479	\$494,947	\$2,122,900	\$1,965,659
	Monroe	0.00	\$0	\$6,746	\$0	4.02	\$217,514	\$0	\$224,259	\$401,365	\$397,599
	Ralls	0.25	\$3,276	\$14,481	\$0	4.98	\$244,992	\$546	\$263,295	\$596,332	\$574,350
	<b>Circuit Total*</b>	<b>0.25</b>	<b>\$3,276</b>	<b>\$29,157</b>	<b>\$0</b>	<b>23.29</b>	<b>\$1,115,471</b>	<b>\$35,150</b>	<b>\$1,183,054</b>	<b>\$3,120,598</b>	<b>\$2,937,607</b>
11	St. Charles	2.50	\$130,604	\$1,011,710	\$325,863	70.37	\$2,440,923	\$802,810	\$4,386,047	\$12,890,307	\$12,723,413
	<b>Circuit Total*</b>	<b>2.50</b>	<b>\$130,604</b>	<b>\$1,011,710</b>	<b>\$325,863</b>	<b>82.37</b>	<b>\$3,493,900</b>	<b>\$802,810</b>	<b>\$5,439,024</b>	<b>\$12,890,307</b>	<b>\$12,723,413</b>
12	Audrain	0.88	\$12,962	\$44,096	\$0	7.96	\$319,084	\$1,570	\$377,712	\$1,006,340	\$1,052,236
	Montgomery	0.00	\$0	\$49,693	\$0	5.90	\$268,169	\$1,063	\$318,926	\$1,224,549	\$1,120,513
	Warren	0.80	\$9,948	\$81,786	\$0	12.44	\$430,826	\$49,646	\$572,206	\$1,320,080	\$1,313,961
	<b>Circuit Total*</b>	<b>1.68</b>	<b>\$22,910</b>	<b>\$175,575</b>	<b>\$0</b>	<b>29.09</b>	<b>\$1,280,157</b>	<b>\$127,446</b>	<b>\$1,606,088</b>	<b>\$3,550,969</b>	<b>\$3,486,710</b>
13	Boone	37.14	\$1,249,005	\$1,077,943	\$123,139	44.30	\$1,564,204	\$90,245	\$3,981,397	\$7,731,312	\$2,020,731
	Callaway	2.00	\$57,297	\$174,643	\$0	13.23	\$548,141	\$6,387	\$786,468	\$1,860,235	\$1,793,153
	<b>Circuit Total*</b>	<b>39.14</b>	<b>\$1,306,302</b>	<b>\$1,252,586</b>	<b>\$123,139</b>	<b>66.54</b>	<b>\$2,923,695</b>	<b>\$500,185</b>	<b>\$5,982,768</b>	<b>\$9,591,547</b>	<b>\$3,813,885</b>
14	Howard	0.39	\$7,299	\$14,915	\$0	4.00	\$214,340	\$0	\$236,555	\$291,608	\$277,131
	Randolph	1.00	\$20,486	\$16,567	\$0	11.38	\$419,298	\$7,259	\$463,610	\$1,066,833	\$1,000,289
	<b>Circuit Total*</b>	<b>1.39</b>	<b>\$27,785</b>	<b>\$31,482</b>	<b>\$0</b>	<b>17.38</b>	<b>\$809,134</b>	<b>\$40,216</b>	<b>\$908,618</b>	<b>\$1,358,442</b>	<b>\$1,277,420</b>
15	Lafayette	0.00	\$0	\$77,064	\$91,157	16.00	\$611,423	\$4,378	\$692,866	\$2,281,430	\$2,362,289
	Saline	0.00	\$0	\$92,116	\$0	9.64	\$461,266	\$18,280	\$571,662	\$1,731,971	\$1,557,352
	<b>Circuit Total*</b>	<b>0.00</b>	<b>\$0</b>	<b>\$169,180</b>	<b>\$91,157</b>	<b>27.64</b>	<b>\$1,248,185</b>	<b>\$105,558</b>	<b>\$1,522,923</b>	<b>\$4,013,401</b>	<b>\$3,919,641</b>
16	Jackson	141.00	\$5,875,972	\$2,952,306	\$0	206.01	\$6,622,758	\$2,907,593	\$18,358,629	\$25,361,944	\$25,034,715
	<b>Circuit Total*</b>	<b>141.00</b>	<b>\$5,875,972</b>	<b>\$2,952,306</b>	<b>\$0</b>	<b>249.08</b>	<b>\$10,507,753</b>	<b>\$2,907,593</b>	<b>\$22,243,624</b>	<b>\$25,361,944</b>	<b>\$25,034,715</b>
17	Cass	0.50	\$3,870	\$157,657	\$0	22.09	\$866,225	\$73,713	\$1,101,465	\$3,130,944	\$3,099,865
	Johnson	0.00	\$0	\$553,951	\$0	14.57	\$598,018	\$2,789	\$1,154,758	\$1,574,633	\$1,480,958
	<b>Circuit Total*</b>	<b>0.50</b>	<b>\$3,870</b>	<b>\$711,608</b>	<b>\$0</b>	<b>40.65</b>	<b>\$1,815,235</b>	<b>\$79,678</b>	<b>\$2,610,391</b>	<b>\$4,705,577</b>	<b>\$4,580,823</b>
18	Cooper	0.00	\$5,023	\$36,490	\$0	6.88	\$289,155	\$59	\$330,727	\$982,591	\$976,806
	Pettis	0.00	\$0	\$81,843	\$0	16.85	\$651,781	\$8,046	\$741,670	\$1,900,953	\$1,922,703
	<b>Circuit Total*</b>	<b>0.00</b>	<b>\$5,023</b>	<b>\$118,333</b>	<b>\$0</b>	<b>25.73</b>	<b>\$1,116,432</b>	<b>\$8,105</b>	<b>\$1,247,893</b>	<b>\$2,883,544</b>	<b>\$2,899,509</b>
19	Cole	4.00	\$169,262	\$202,175	\$0	23.78	\$725,719	\$191,465	\$1,288,621	\$17,640,686	\$2,794,190
	<b>Circuit Total</b>	<b>4.00</b>	<b>\$169,262</b>	<b>\$202,175</b>	<b>\$0</b>	<b>29.77</b>	<b>\$1,251,539</b>	<b>\$191,465</b>	<b>\$1,814,440</b>	<b>\$17,640,686</b>	<b>\$2,794,190</b>
20	Franklin	6.00	\$68,006	\$165,813	\$0	29.24	\$1,129,043	\$30,067	\$1,392,929	\$5,578,841	\$9,134,790
	Gasconade	1.00	\$20,675	\$5,044	\$0	6.00	\$279,770	\$450	\$305,939	\$448,079	\$454,597
	Osage	0.00	\$0	\$22,661	\$0	4.25	\$222,128	\$5,098	\$249,887	\$257,396	\$249,880
	<b>Circuit Total*</b>	<b>7.00</b>	<b>\$88,681</b>	<b>\$193,518</b>	<b>\$0</b>	<b>43.49</b>	<b>\$1,981,934</b>	<b>\$211,112</b>	<b>\$2,475,244</b>	<b>\$6,284,316</b>	<b>\$9,839,267</b>
21	St. Louis County	125.72	\$4,393,936	\$2,880,332	\$312,823	226.65	\$7,748,307	\$2,566,038	\$17,588,613	\$44,337,567	\$56,308,756
	<b>Circuit Total*</b>	<b>125.72</b>	<b>\$4,393,936</b>	<b>\$2,880,332</b>	<b>\$312,823</b>	<b>270.09</b>	<b>\$11,630,473</b>	<b>\$2,566,038</b>	<b>\$21,470,779</b>	<b>\$44,337,567</b>	<b>\$56,308,756</b>
22	City of St. Louis	80.50	\$3,518,169	\$5,260,658	\$1,566,643	155.39	\$5,293,343	\$2,500,372	\$16,572,543	\$21,211,740	\$20,412,937
	<b>Circuit Total*</b>	<b>80.50</b>	<b>\$3,518,169</b>	<b>\$5,260,658</b>	<b>\$1,566,643</b>	<b>205.93</b>	<b>\$9,786,742</b>	<b>\$2,500,372</b>	<b>\$21,065,942</b>	<b>\$21,211,740</b>	<b>\$20,412,937</b>
23	Jefferson	0.00	\$0	\$101,698	\$31,801	56.45	\$2,053,338	\$341,463	\$2,496,499	\$7,396,995	\$8,748,765
	<b>Circuit Total*</b>	<b>0.00</b>	<b>\$0</b>	<b>\$101,698</b>	<b>\$31,801</b>	<b>68.45</b>	<b>\$3,106,315</b>	<b>\$341,463</b>	<b>\$3,549,476</b>	<b>\$7,396,995</b>	<b>\$8,748,765</b>
24	Madison	0.53	\$13,486	\$16,429	\$0	5.28	\$253,466	\$1,120	\$284,501	\$628,772	\$612,554
	St. Francois	2.63	\$55,532	\$289,795	\$58,000	21.92	\$768,144	\$3,179	\$1,116,650	\$837,832	\$968,324
	Ste. Genevieve	0.50	\$7,780	\$12,004	\$0	7.14	\$302,867	\$6,525	\$329,176	\$2,861,590	\$2,824,628
	Washington	0.00	\$33,550	\$22,624	\$0	9.00	\$354,142	\$420	\$410,735	\$928,354	\$910,233
	<b>Circuit Total*</b>	<b>3.66</b>	<b>\$110,348</b>	<b>\$340,851</b>	<b>\$58,000</b>	<b>48.23</b>	<b>\$2,126,940</b>	<b>\$54,373</b>	<b>\$2,632,512</b>	<b>\$5,256,548</b>	<b>\$5,315,739</b>

Table 89

# Annual Report on the Finances of the Judicial Department, Calendar Year 2011

## Circuit Court

Circuit	County	Non-State Funded FTE**	Non-state Funded Personnel	Non-state Funded Operations	Grants***	State Funded FTE	State Funded Personnel	State Funded Operations^	Total	Receipts	Disbursements
25	Maries	0.88	\$28,820	\$18,692	\$0	4.50	\$235,058	\$0	\$282,571	\$215,211	\$211,842
	Phelps	4.00	\$182,254	\$151,870	\$72,864	15.54	\$610,882	\$85,228	\$1,030,234	\$1,654,867	\$757,018
	Pulaski	4.50	\$142,659	\$134,455	\$31,592	13.97	\$559,183	\$717	\$837,013	\$1,599,999	\$1,608,284
	Texas	0.00	\$18,021	\$80,567	\$58,298	7.42	\$305,659	\$215	\$404,462	\$626,436	\$636,398
	<b>Circuit Total*</b>	<b>9.38</b>	<b>\$371,754</b>	<b>\$385,584</b>	<b>\$162,754</b>	<b>45.43</b>	<b>\$2,061,775</b>	<b>\$121,054</b>	<b>\$2,940,167</b>	<b>\$4,096,513</b>	<b>\$3,213,541</b>
26	Camden	5.75	\$147,533	\$86,529	\$0	15.24	\$611,934	\$3,394	\$849,390	\$3,192,720	\$3,021,400
	Laclede	0.00	\$37,433	\$48,592	\$0	14.08	\$567,916	\$3,663	\$657,605	\$2,639,743	\$2,181,816
	Miller	0.70	\$13,820	\$8,578	\$0	9.24	\$348,282	\$2,258	\$372,938	\$1,111,453	\$946,126
	Moniteau	1.00	\$21,320	\$16,282	\$0	4.03	\$213,414	\$408	\$251,424	\$908,290	\$790,469
	Morgan	1.00	\$25,699	\$28,271	\$0	7.00	\$287,942	\$950	\$342,861	\$984,267	\$910,692
	<b>Circuit Total*</b>	<b>8.45</b>	<b>\$245,805</b>	<b>\$188,252</b>	<b>\$0</b>	<b>53.58</b>	<b>\$2,380,481</b>	<b>\$10,672</b>	<b>\$2,825,210</b>	<b>\$8,836,474</b>	<b>\$7,850,503</b>
27	Bates	0.31	\$4,103	\$42,459	\$0	7.60	\$326,546	\$1,235	\$374,343	\$833,117	\$900,376
	Henry	2.00	\$58,522	\$51,336	\$347	9.97	\$381,644	\$20,187	\$511,689	\$855,257	\$855,618
	St. Clair	0.00	\$0	\$25,392	\$0	4.66	\$229,853	\$698	\$255,943	\$377,698	\$368,352
	<b>Circuit Total*</b>	<b>2.31</b>	<b>\$62,625</b>	<b>\$119,187</b>	<b>\$347</b>	<b>24.23</b>	<b>\$1,113,539</b>	<b>\$43,608</b>	<b>\$1,338,960</b>	<b>\$2,066,072</b>	<b>\$2,124,346</b>
28	Barton	0.00	\$0	\$32,094	\$0	4.74	\$228,949	\$1,560	\$262,603	\$422,982	\$405,331
	Cedar	0.38	\$7,335	\$23,373	\$0	5.45	\$250,067	\$72	\$280,847	\$496,236	\$509,852
	Dade	0.50	\$8,840	\$5,669	\$0	3.70	\$208,180	\$0	\$222,688	\$256,437	\$257,723
	Vernon	0.00	\$0	\$78,107	\$3,000	8.00	\$330,554	\$9,620	\$418,282	\$926,997	\$953,440
	<b>Circuit Total*</b>	<b>0.88</b>	<b>\$16,175</b>	<b>\$139,243</b>	<b>\$3,000</b>	<b>23.89</b>	<b>\$1,193,247</b>	<b>\$119,704</b>	<b>\$1,468,368</b>	<b>\$2,102,651</b>	<b>\$2,126,345</b>
29	Jasper	1.00	\$26,352	\$289,893	\$94,981	39.69	\$1,335,156	\$163,169	\$1,814,570	\$4,129,407	\$4,010,143
	<b>Circuit Total*</b>	<b>1.00</b>	<b>\$26,352</b>	<b>\$289,893</b>	<b>\$94,981</b>	<b>46.69</b>	<b>\$1,971,010</b>	<b>\$163,169</b>	<b>\$2,450,425</b>	<b>\$4,129,407</b>	<b>\$4,010,143</b>
30	Benton	2.00	\$12,581	\$26,743	\$0	7.50	\$300,651	\$1,070	\$341,045	\$109,608	\$719,435
	Dallas	0.03	\$697	\$22,308	\$0	7.08	\$290,682	\$257	\$313,944	\$125,341	\$661,876
	Hickory	0.00	\$0	\$20,508	\$0	4.50	\$236,204	\$209	\$256,921	\$39,804	\$732,747
	Polk	0.00	\$0	\$52,569	\$0	9.65	\$368,739	\$33,052	\$454,360	\$213,695	\$1,194,480
	Webster	3.25	\$94,549	\$117,211	\$0	10.66	\$467,593	\$44,937	\$724,290	\$196,724	\$1,033,745
	<b>Circuit Total*</b>	<b>5.28</b>	<b>\$107,827</b>	<b>\$239,339</b>	<b>\$0</b>	<b>41.39</b>	<b>\$1,839,365</b>	<b>\$79,524</b>	<b>\$2,266,056</b>	<b>\$685,173</b>	<b>\$4,342,282</b>
31	Greene	26.70	\$766,638	\$1,315,428	\$301,664	73.51	\$2,467,177	\$847,622	\$5,396,865	\$9,640,448	\$10,152,192
	<b>Circuit Total*</b>	<b>26.70</b>	<b>\$766,638</b>	<b>\$1,315,428</b>	<b>\$301,664</b>	<b>88.51</b>	<b>\$3,891,488</b>	<b>\$847,622</b>	<b>\$6,821,176</b>	<b>\$9,640,448</b>	<b>\$10,152,192</b>
32	Bollinger	0.00	\$0	\$6,553	\$0	4.63	\$239,603	\$0	\$246,156	\$572,367	\$436,577
	Cape Girardeau	0.00	\$0	\$35,683	\$0	22.00	\$804,733	\$202,598	\$1,043,014	\$2,141,679	\$2,262,930
	Perry	0.20	\$5,002	\$24,383	\$0	6.75	\$305,641	\$2,404	\$337,429	\$812,424	\$788,139
	<b>Circuit Total*</b>	<b>0.20</b>	<b>\$5,002</b>	<b>\$66,619</b>	<b>\$0</b>	<b>37.37</b>	<b>\$1,700,969</b>	<b>\$205,002</b>	<b>\$1,977,592</b>	<b>\$3,526,470</b>	<b>\$3,487,646</b>
33	Mississippi	0.00	\$0	\$14,636	\$0	9.50	\$380,690	\$602	\$395,928	\$723,410	\$746,367
	Scott	0.00	\$0	\$146,422	\$22,510	17.10	\$642,375	\$9,069	\$797,865	\$2,048,042	\$2,010,003
	<b>Circuit Total*</b>	<b>0.00</b>	<b>\$0</b>	<b>\$161,057</b>	<b>\$22,510</b>	<b>29.60</b>	<b>\$1,307,928</b>	<b>\$86,742</b>	<b>\$1,555,727</b>	<b>\$2,771,452</b>	<b>\$2,756,370</b>
34	New Madrid	0.00	\$0	\$21,404	\$0	9.00	\$361,810	\$860	\$384,074	\$856,423	\$835,912
	Pemiscott	0.00	\$0	\$28,706	\$0	13.00	\$538,812	\$500	\$568,018	\$1,855,261	\$940,653
	<b>Circuit Total*</b>	<b>0.00</b>	<b>\$0</b>	<b>\$50,110</b>	<b>\$0</b>	<b>24.00</b>	<b>\$1,076,118</b>	<b>\$1,360</b>	<b>\$1,127,589</b>	<b>\$12,711,684</b>	<b>\$1,776,565</b>
35	Dunklin	1.00	\$35,000	\$116,338	\$84,176	14.91	\$595,714	\$2,325	\$749,377	\$999,618	\$973,728
	Stoddard	0.00	\$0	\$60,725	\$0	15.00	\$597,084	\$463	\$658,272	\$1,231,364	\$929,703
	<b>Circuit Total*</b>	<b>1.00</b>	<b>\$35,000</b>	<b>\$177,063</b>	<b>\$84,176</b>	<b>32.91</b>	<b>\$1,477,660</b>	<b>\$187,530</b>	<b>\$1,877,254</b>	<b>\$2,230,982</b>	<b>\$1,903,431</b>
36	Butler	0.00	\$0	\$40,582	\$37,669	17.17	\$642,995	\$5,993	\$689,571	\$1,290,679	\$182,724
	Ripley	0.00	\$0	\$20,423	\$0	6.00	\$271,682	\$0	\$292,105	\$351,732	\$389,437
	<b>Circuit Total*</b>	<b>0.00</b>	<b>\$0</b>	<b>\$61,005</b>	<b>\$37,669</b>	<b>25.17</b>	<b>\$1,090,174</b>	<b>\$111,017</b>	<b>\$1,262,196</b>	<b>\$1,642,412</b>	<b>\$572,161</b>
37	Carter	0.00	\$0	\$15,688	\$0	4.78	\$234,842	\$0	\$250,530	\$345,979	\$340,833
	Howell	0.00	\$0	\$49,337	\$0	16.00	\$606,288	\$53,907	\$709,532	\$1,060,299	\$1,113,116
	Oregon	0.00	\$0	\$10,141	\$0	4.53	\$226,063	\$0	\$236,204	\$190,832	\$229,670
	Shannon	0.00	\$6,132	\$13,881	\$0	4.75	\$240,293	\$0	\$260,306	\$303,988	\$333,228
	<b>Circuit Total*</b>	<b>0.00</b>	<b>\$6,132</b>	<b>\$89,047</b>	<b>\$0</b>	<b>32.05</b>	<b>\$1,482,983</b>	<b>\$53,907</b>	<b>\$1,632,069</b>	<b>\$1,901,097</b>	<b>\$2,016,848</b>
38	Christian	0.25	\$2,798	\$113,816	\$0	16.03	\$634,207	\$2,822	\$753,641	\$2,074,216	\$2,363,929
	Taney	2.00	\$42,600	\$69,291	\$0	17.61	\$685,555	\$7,922	\$805,368	\$2,278,101	\$2,344,480
	<b>Circuit Total*</b>	<b>2.25</b>	<b>\$45,398</b>	<b>\$183,107</b>	<b>\$0</b>	<b>35.64</b>	<b>\$1,495,258</b>	<b>\$157,615</b>	<b>\$1,881,377</b>	<b>\$4,352,317</b>	<b>\$4,708,408</b>
39	Barry	0.00	\$0	\$64,058	\$7,209	13.82	\$558,006	\$20,747	\$642,811	\$993,025	\$1,009,357
	Lawrence	1.55	\$27,345	\$50,761	\$0	12.94	\$541,532	\$16,570	\$636,208	\$1,316,596	\$1,359,303
	Stone	1.00	\$25,462	\$328,280	\$226,281	11.78	\$501,944	\$189,977	\$1,045,663	\$3,948,136	\$2,736,898
	<b>Circuit Total*</b>	<b>2.55</b>	<b>\$52,807</b>	<b>\$443,099</b>	<b>\$233,490</b>	<b>40.54</b>	<b>\$1,776,979</b>	<b>\$227,294</b>	<b>\$2,500,178</b>	<b>\$6,257,758</b>	<b>\$5,105,557</b>
40	McDonald	0.00	\$0	\$49,816	\$0	8.95	\$353,331	\$5,435	\$408,582	\$1,868,957	\$1,434,993
	Newton	4.00	\$88,088	\$127,103	\$184	20.33	\$744,139	\$92,431	\$1,051,761	\$2,115,585	\$2,211,412
	<b>Circuit Total*</b>	<b>4.00</b>	<b>\$88,088</b>	<b>\$176,919</b>	<b>\$184</b>	<b>31.28</b>	<b>\$1,272,966</b>	<b>\$155,166</b>	<b>\$1,693,140</b>	<b>\$3,984,541</b>	<b>\$3,646,405</b>
41	Macon	0.00	\$22,422	\$36,708	\$0	6.68	\$288,969	\$390	\$348,490	\$610,905	\$646,860
	Shelby	0.00	\$0	\$17,525	\$0	4.00	\$222,494	\$402	\$240,422	\$231,715	\$231,451
	<b>Circuit Total*</b>	<b>0.00</b>	<b>\$22,422</b>	<b>\$54,233</b>	<b>\$0</b>	<b>12.55</b>	<b>\$671,272</b>	<b>\$34,177</b>	<b>\$782,105</b>	<b>\$842,620</b>	<b>\$878,311</b>
42	Crawford	0.00	\$0	\$36,324	\$0	11.28	\$418,346	\$3,554	\$458,224	\$1,321,287	\$1,466,853
	Dent	0.00	\$12,882	\$23,776	\$0	6.47	\$266,016	\$55,550	\$358,224	\$592,862	\$573,699
	Iron	0.00	\$0	\$16,905	\$0	4.69	\$230,138	\$634	\$247,677	\$341,185	\$338,248
	Reynolds	0.00	\$3,873	\$0	\$0	4.00	\$223,262	\$483	\$227,617	\$228,799	\$211,895
	Wayne	0.00	\$0	\$37,255	\$24,244	6.47	\$290,452	\$0	\$327,706	\$916,893	\$778,209
	<b>Circuit Total*</b>	<b>0.00</b>	<b>\$16,755</b>	<b>\$114,259</b>	<b>\$24,244</b>	<b>37.86</b>	<b>\$1,883,553</b>	<b>\$221,617</b>	<b>\$2,236,183</b>	<b>\$3,401,027</b>	<b>\$3,368,904</b>
43	Caldwell	0.00	\$2,983	\$14,572	\$0	4.00	\$213,806	\$863	\$232,224	\$781,085	\$749,041
	Clinton	0.00	\$0	\$16,285	\$0	7.00	\$292,138	\$234	\$308,657	\$1,305,943	\$1,382,236
	Daviess	0.70	\$14,187	\$42,789	\$0	4.07	\$214,854	\$1,423	\$273,252	\$667,875	\$834,002
	DeKalb	0.92	\$11,322	\$9,853	\$0	4.99	\$251,604	\$464	\$273,243	\$716,331	\$679,274
	Livingston	0.00	\$0	\$33,530	\$0	6.70	\$288,242	\$1,444	\$323,216	\$645,209	\$733,714
	<b>Circuit Total*</b>	<b>1.62</b>	<b>\$28,492</b>	<b>\$117,029</b>	<b>\$0</b>	<b>30.56</b>	<b>\$1,600,529</b>	<b>\$4,427</b>	<b>\$1,750,477</b>	<b>\$4,116,442</b>	<b>\$4,378,266</b>
44	Douglas	0.00	\$0	\$35,237	\$0	4.97	\$246,972	\$54,879	\$337,088	\$411,642	\$408,784
	Ozark	0.00	\$0	\$25,565	\$0	4.50	\$231,806	\$16,899	\$274,270	\$319,698	\$311,941
	Wright	0.00	\$0	\$50,197	\$0	7.78	\$310,919	\$0	\$361,116	\$793,738	\$806,549
	<b>Circuit Total*</b>	<b>0.00</b>	<b>\$0</b>	<b>\$110,999</b>	<b>\$0</b>	<b>19.24</b>	<b>\$965,193</b>	<b>\$131,994</b>	<b>\$1,208,186</b>	<b>\$1,525,077</b>	<b>\$1,527,274</b>
45	Lincoln	2.00	\$83,275	\$182,310	\$11,360	18.39	\$705,402	\$51,476	\$1,022,462	\$2,292,665	\$2,416,330
	Pike	0.60	\$15,612	\$50,295	\$0	7.00	\$304,814	\$1,762	\$372,483	\$855,657	\$942,014
	<b>Circuit Total*</b>	<b>2.60</b>	<b>\$98,887</b>	<b>\$232,605</b>	<b>\$11,360</b>	<b>27.39</b>	<b>\$1,185,712</b>	<b>\$97,473</b>	<b>\$1,614,676</b>	<b>\$3,148,322</b>	<b>\$3,358,344</b>
<b>STATE TOTAL</b>		<b>495.67</b>	<b>\$18,259,169</b>	<b>\$21,506,113</b>	<b>\$3,496,688</b>	<b>2,207.80</b>	<b>\$99,245,156</b>	<b>\$14,557,548</b>	<b>\$153,567,987</b>	<b>\$283,151,725</b>	<b>\$266,968,176</b>

^ State Funded Operations includes operations from all divisions (Circuit Court, Juvenile, and Municipal). Prior to 2008, the circuit courts provided the "State Funded Personnel Services" (SFO) amount. In CY08, the circuit courts reported \$271,544 in SFO. In CY09, OSCA's Division of Administration identified \$14,978,728.42 in SFO (approved by the State Courts Administrator). The latter amount includes OSCA-reimbursed county expenditures - such as treatment courts, CCBC statutory & single county juvenile salaries, Domestic Relations Resolution Fund expenditures, and jury & interpreter fees. However, these expenditures may also be included in the non-state funded Personnel Services or Operations totals. The same criteria were used to capture CY10 data.

\* Funds listed as for the circuit and not county specific.

\*\* Full Time Equivalent (FTE) reported is what was reported for Non-State Funded Personnel in the forms.

\*\*\* Amount in Grants could have been included in Non-State Funded Personnel or Non-State Funded Operations.

Table 90

## Annual Report on the Finances of the Judicial Department, Calendar Year 2011

## Circuit Court - Expenditures for

Circuit	County	Interpreter	Jury	Transcripts	Travel/ Training	Treatment Court	Other	Total Non-State Funded Operations
1	Clark	\$0	\$1,226	\$0	\$2,575	\$0	\$12,216	\$16,017
	Schulyer	\$0	\$2,746	\$0	\$1,570	\$0	\$7,640	\$11,956
	Scotland	\$0	\$609	\$0	\$752	\$0	\$17,149	\$18,510
	<b>Circuit Total</b>	<b>\$0</b>	<b>\$4,581</b>	<b>\$0</b>	<b>\$4,897</b>	<b>\$0</b>	<b>\$37,005</b>	<b>\$46,484</b>
2	Adair	\$0	\$8,618	\$0	\$3,659	\$0	\$53,355	\$65,632
	Knox	\$0	\$0	\$0	\$2,911	\$0	\$8,401	\$11,312
	Lewis	\$0	\$0	\$0	\$2,932	\$0	\$18,223	\$21,156
	<b>Circuit Total</b>	<b>\$0</b>	<b>\$8,618</b>	<b>\$0</b>	<b>\$9,502</b>	<b>\$0</b>	<b>\$79,979</b>	<b>\$98,099</b>
3	Grundy	\$0	\$6,735	\$0	\$643	\$0	\$20,611	\$27,989
	Harrison	\$0	\$10,153	\$0	\$978	\$0	\$19,761	\$30,893
	Mercer	\$0	\$0	\$0	\$1,262	\$0	\$2,922	\$4,184
	Putnam	\$0	\$0	\$0	\$0	\$0	\$4,042	\$4,042
	<b>Circuit Total</b>	<b>\$0</b>	<b>\$16,888</b>	<b>\$0</b>	<b>\$2,883</b>	<b>\$0</b>	<b>\$47,337</b>	<b>\$67,108</b>
4	Atchison	\$713	\$45	\$10	\$2,879	\$0	\$17,424	\$21,071
	Gentry	\$0	\$3,293	\$0	\$666	\$0	\$5,385	\$9,344
	Holt	\$0	\$22	\$0	\$506	\$0	\$7,083	\$7,611
	Nodaway	\$0	\$3,990	\$0	\$1,404	\$0	\$35,348	\$40,743
	Worth	\$0	\$0	\$0	\$0	\$0	\$200	\$200
	<b>Circuit Total</b>	<b>\$713</b>	<b>\$7,351</b>	<b>\$10</b>	<b>\$5,455</b>	<b>\$0</b>	<b>\$65,441</b>	<b>\$78,969</b>
5	Andrew	\$0	\$8,707	\$0	\$43	\$0	\$5,134	\$13,884
	Buchanan	\$1,010	\$64,530	\$3,228	\$4,974	\$0	\$127,389	\$201,131
	<b>Circuit Total</b>	<b>\$1,010</b>	<b>\$73,237</b>	<b>\$3,228</b>	<b>\$5,017</b>	<b>\$0</b>	<b>\$132,523</b>	<b>\$215,015</b>
6	Platte	\$542	\$26,857	\$0	\$5,308	\$0	\$187,681	\$220,388
	<b>Circuit Total</b>	<b>\$542</b>	<b>\$26,857</b>	<b>\$0</b>	<b>\$5,308</b>	<b>\$0</b>	<b>\$187,681</b>	<b>\$220,388</b>
7	Clay	\$718	\$43,852	\$10,004	\$16,550	\$0	\$446,707	\$517,831
	<b>Circuit Total</b>	<b>\$718</b>	<b>\$43,852</b>	<b>\$10,004</b>	<b>\$16,550</b>	<b>\$0</b>	<b>\$446,707</b>	<b>\$517,831</b>
8	Carroll	\$0	\$2,575	\$0	\$899	\$0	\$22,863	\$26,337
	Ray	\$0	\$1,664	\$0	\$0	\$2,339	\$28,240	\$32,244
	<b>Circuit Total</b>	<b>\$0</b>	<b>\$4,239</b>	<b>\$0</b>	<b>\$899</b>	<b>\$2,339</b>	<b>\$51,103</b>	<b>\$58,581</b>
9	Chariton	\$0	\$942	\$0	\$2,741	\$0	\$9,211	\$12,894
	Linn	\$0	\$7,869	\$0	\$5,276	\$0	\$28,069	\$41,214
	Sullivan	\$0	\$147	\$0	\$1,551	\$0	\$2,584	\$4,282
	<b>Circuit Total</b>	<b>\$0</b>	<b>\$8,958</b>	<b>\$0</b>	<b>\$9,568</b>	<b>\$0</b>	<b>\$39,865</b>	<b>\$58,391</b>
10	Marion	\$0	\$1,469	\$0	\$0	\$0	\$6,461	\$7,930
	Monroe	\$0	\$4,616	\$0	\$966	\$0	\$1,164	\$6,746
	Ralls	\$0	\$3,040	\$0	\$858	\$0	\$10,583	\$14,481
	<b>Circuit Total</b>	<b>\$0</b>	<b>\$9,125</b>	<b>\$0</b>	<b>\$1,824</b>	<b>\$0</b>	<b>\$18,208</b>	<b>\$29,157</b>
11	St. Charles	\$6,862	\$136,210	\$0	\$15,151	\$7,013	\$846,474	\$1,011,710
	<b>Circuit Total</b>	<b>\$6,862</b>	<b>\$136,210</b>	<b>\$0</b>	<b>\$15,151</b>	<b>\$7,013</b>	<b>\$846,474</b>	<b>\$1,011,710</b>
12	Audrain	\$0	\$5,719	\$0	\$1,034	\$1,245	\$36,099	\$44,096
	Montgomery	\$350	\$1,500	\$100	\$2,025	\$0	\$45,718	\$49,693
	Warren	\$0	\$9,221	\$0	\$1,537	\$0	\$71,028	\$81,786
	<b>Circuit Total</b>	<b>\$350</b>	<b>\$16,440</b>	<b>\$100</b>	<b>\$4,595</b>	<b>\$1,245</b>	<b>\$152,845</b>	<b>\$175,575</b>
13	Boone	\$1,048	\$64,737	\$0	\$22,444	\$105,969	\$883,745	\$1,077,943
	Callaway	\$3,136	\$19,023	\$489	\$800	\$0	\$151,195	\$174,643
	<b>Circuit Total</b>	<b>\$4,184</b>	<b>\$83,760</b>	<b>\$489</b>	<b>\$23,244</b>	<b>\$105,969</b>	<b>\$1,034,940</b>	<b>\$1,252,586</b>
14	Howard	\$0	\$568	\$0	\$732	\$0	\$13,615	\$14,915
	Randolph	\$0	\$10,606	\$0	\$0	\$2,469	\$3,492	\$16,567
	<b>Circuit Total</b>	<b>\$0</b>	<b>\$11,174</b>	<b>\$0</b>	<b>\$732</b>	<b>\$2,469</b>	<b>\$17,107</b>	<b>\$31,482</b>
15	Lafayette	\$0	\$24,133	\$0	\$1,036	\$0	\$51,895	\$77,064
	Saline	\$50	\$13,687	\$0	\$1,133	\$1,747	\$75,499	\$92,116
	<b>Circuit Total</b>	<b>\$50</b>	<b>\$37,820</b>	<b>\$0</b>	<b>\$2,169</b>	<b>\$1,747</b>	<b>\$127,394</b>	<b>\$169,180</b>
16	Jackson	\$29,656	\$310,687	\$0	\$259,456	\$6,093	\$2,346,414	\$2,952,306
	<b>Circuit Total</b>	<b>\$29,656</b>	<b>\$310,687</b>	<b>\$0</b>	<b>\$259,456</b>	<b>\$6,093</b>	<b>\$2,346,414</b>	<b>\$2,952,306</b>
17	Cass	\$1,407	\$21,650	\$0	\$8,050	\$45,481	\$81,070	\$157,657
	Johnson	\$506	\$12,281	\$0	\$520	\$0	\$540,644	\$553,951
	<b>Circuit Total</b>	<b>\$1,913</b>	<b>\$33,930</b>	<b>\$0</b>	<b>\$8,570</b>	<b>\$45,481</b>	<b>\$621,714</b>	<b>\$711,608</b>
18	Cooper	\$0	\$3,968	\$0	\$2,243	\$0	\$30,279	\$36,490
	Pettis	\$0	\$17,170	\$0	\$2,141	\$0	\$62,532	\$81,843
	<b>Circuit Total</b>	<b>\$0</b>	<b>\$21,138</b>	<b>\$0</b>	<b>\$4,384</b>	<b>\$0</b>	<b>\$92,811</b>	<b>\$118,333</b>
19	Cole	\$0	\$29,428	\$0	\$22,275	\$0	\$150,472	\$202,175
	<b>Circuit Total</b>	<b>\$0</b>	<b>\$29,428</b>	<b>\$0</b>	<b>\$22,275</b>	<b>\$0</b>	<b>\$150,472</b>	<b>\$202,175</b>
20	Franklin	\$0	\$12,121	\$0	\$90	\$1,606	\$151,995	\$165,813
	Gasconade	\$0	\$2,055	\$0	\$1,716	\$0	\$1,272	\$5,044
	Osage	\$0	\$2,520	\$0	\$0	\$0	\$20,141	\$22,661
	<b>Circuit Total</b>	<b>\$0</b>	<b>\$16,697</b>	<b>\$0</b>	<b>\$1,807</b>	<b>\$1,606</b>	<b>\$173,408</b>	<b>\$193,518</b>
21	St. Louis County	\$2,974	\$355,051	\$0	\$260,358	\$321,869	\$1,940,080	\$2,880,332
	<b>Circuit Total</b>	<b>\$2,974</b>	<b>\$355,051</b>	<b>\$0</b>	<b>\$260,358</b>	<b>\$321,869</b>	<b>\$1,940,080</b>	<b>\$2,880,332</b>
22	City of St. Louis	\$16,599	\$882,965	\$0	\$16,283	\$24,838	\$4,319,973	\$5,260,658
	<b>Circuit Total</b>	<b>\$16,599</b>	<b>\$882,965</b>	<b>\$0</b>	<b>\$16,283</b>	<b>\$24,838</b>	<b>\$4,319,973</b>	<b>\$5,260,658</b>
23	Jefferson	\$2,320	\$53,357	\$1,257	\$8,720	\$0	\$36,044	\$101,698
	<b>Circuit Total</b>	<b>\$2,320</b>	<b>\$53,357</b>	<b>\$1,257</b>	<b>\$8,720</b>	<b>\$0</b>	<b>\$36,044</b>	<b>\$101,698</b>
24	Madison	\$0	\$1,635	\$0	\$1,395	\$0	\$13,399	\$16,429
	St. Francois	\$0	\$11,883	\$4,073	\$823	\$0	\$273,016	\$289,795
	Ste. Genevieve	\$0	\$0	\$0	\$0	\$0	\$12,004	\$12,004
	Washington	\$0	\$815	\$6,481	\$0	\$0	\$15,327	\$22,624
	<b>Circuit Total</b>	<b>\$0</b>	<b>\$14,333</b>	<b>\$10,554</b>	<b>\$2,219</b>	<b>\$0</b>	<b>\$313,746</b>	<b>\$340,851</b>

**Table 90**  
**Annual Report on the Finances of the Judicial Department, Calendar Year 2011**  
**Circuit Court - Expenditures for**

Circuit	County	Interpreter	Jury	Transcripts	Travel/ Training	Treatment Court	Other	Total Non-State Funded Operations
25	Maries	\$0	\$0	\$0	\$206	\$0	\$18,486	\$18,692
	Phelps	\$705	\$25,776	\$0	\$2,521	\$0	\$122,868	\$151,870
	Pulaski	\$0	\$7,163	\$0	\$0	\$0	\$127,292	\$134,455
	Texas	\$0	\$0	\$0	\$0	\$0	\$80,567	\$80,567
	<b>Circuit Total</b>	<b>\$705</b>	<b>\$32,939</b>	<b>\$0</b>	<b>\$2,727</b>	<b>\$0</b>	<b>\$349,213</b>	<b>\$385,584</b>
26	Camden	\$0	\$30,480	\$0	\$372	\$0	\$55,677	\$86,529
	Laclede	\$0	\$10,862	\$0	\$0	\$0	\$37,730	\$48,592
	Miller	\$0	\$7,713	\$0	\$200	\$0	\$665	\$8,578
	Moniteau	\$0	\$3,496	\$0	\$265	\$0	\$12,521	\$16,282
	Morgan	\$0	\$7,825	\$0	\$519	\$0	\$19,926	\$28,271
	<b>Circuit Total</b>	<b>\$0</b>	<b>\$60,376</b>	<b>\$0</b>	<b>\$1,356</b>	<b>\$0</b>	<b>\$126,519</b>	<b>\$188,252</b>
27	Bates	\$0	\$4,150	\$0	\$826	\$1,562	\$35,921	\$42,459
	Henry	\$0	\$2,271	\$0	\$5,538	\$684	\$42,843	\$51,336
	St. Clair	\$0	\$9,899	\$1,440	\$1,287	\$590	\$12,176	\$25,392
	<b>Circuit Total</b>	<b>\$0</b>	<b>\$16,320</b>	<b>\$1,440</b>	<b>\$7,651</b>	<b>\$2,836</b>	<b>\$90,940</b>	<b>\$119,187</b>
28	Barton	\$0	\$0	\$0	\$3,649	\$0	\$28,445	\$32,094
	Cedar	\$0	\$3,383	\$0	\$2,107	\$0	\$17,883	\$23,373
	Dade	\$0	\$392	\$0	\$150	\$0	\$5,127	\$5,669
	Vernon	\$0	\$0	\$0	\$779	\$0	\$77,328	\$78,107
	<b>Circuit Total</b>	<b>\$0</b>	<b>\$3,775</b>	<b>\$0</b>	<b>\$6,685</b>	<b>\$0</b>	<b>\$128,784</b>	<b>\$139,243</b>
29	Jasper	\$1,888	\$18,344	\$0	\$20,252	\$1,141	\$248,268	\$289,893
	<b>Circuit Total</b>	<b>\$1,888</b>	<b>\$18,344</b>	<b>\$0</b>	<b>\$20,252</b>	<b>\$1,141</b>	<b>\$248,268</b>	<b>\$289,893</b>
30	Benton	\$0	\$11,968	\$0	\$0	\$0	\$14,775	\$26,743
	Dallas	\$0	\$2,867	\$0	\$852	\$0	\$18,589	\$22,308
	Hickory	\$0	\$1,067	\$0	\$1,837	\$0	\$17,604	\$20,508
	Polk	\$0	\$12,227	\$0	\$2,209	\$39,829	-\$1,696	\$52,569
	Webster	\$0	\$9,129	\$0	\$2,794	\$43,480	\$61,808	\$117,211
	<b>Circuit Total</b>	<b>\$0</b>	<b>\$37,258</b>	<b>\$0</b>	<b>\$7,692</b>	<b>\$83,309</b>	<b>\$111,081</b>	<b>\$239,339</b>
31	Greene	\$0	\$22,002	\$0	\$8,875	\$144,384	\$1,140,167	\$1,315,428
	<b>Circuit Total</b>	<b>\$0</b>	<b>\$22,002</b>	<b>\$0</b>	<b>\$8,875</b>	<b>\$144,384</b>	<b>\$1,140,167</b>	<b>\$1,315,428</b>
32	Bollinger	\$0	\$3,775	\$1,622	\$1,156	\$0	\$0	\$6,553
	Cape Girardeau	\$0	\$1,404	\$0	\$930	\$0	\$33,349	\$35,683
	Perry	\$0	\$3,535	\$0	\$2,938	\$0	\$17,910	\$24,383
	<b>Circuit Total</b>	<b>\$0</b>	<b>\$8,714</b>	<b>\$1,622</b>	<b>\$5,024</b>	<b>\$0</b>	<b>\$51,259</b>	<b>\$66,619</b>
33	Mississippi	\$0	\$5,092	\$0	\$0	\$0	\$9,544	\$14,636
	Scott	\$0	\$9,130	\$0	\$6,151	\$41,796	\$89,344	\$146,422
	<b>Circuit Total</b>	<b>\$0</b>	<b>\$14,222</b>	<b>\$0</b>	<b>\$6,151</b>	<b>\$41,796</b>	<b>\$98,888</b>	<b>\$161,057</b>
34	New Madrid	\$0	\$5,206	\$0	\$4,155	\$0	\$12,044	\$21,404
	Pemiscott	\$0	\$5,949	\$0	\$1,859	\$0	\$20,898	\$28,706
	<b>Circuit Total</b>	<b>\$0</b>	<b>\$11,155</b>	<b>\$0</b>	<b>\$6,014</b>	<b>\$0</b>	<b>\$32,942</b>	<b>\$50,110</b>
35	Dunklin	\$0	\$3,948	\$0	\$1,474	\$88,108	\$22,808	\$116,338
	Stoddard	\$0	\$7,089	\$0	\$2,445	\$0	\$51,191	\$60,725
	<b>Circuit Total</b>	<b>\$0</b>	<b>\$11,037</b>	<b>\$0</b>	<b>\$3,919</b>	<b>\$88,108</b>	<b>\$73,999</b>	<b>\$177,063</b>
36	Butler	\$0	\$17,237	\$0	\$3,818	\$1,842	\$17,685	\$40,582
	Ripley	\$0	\$2,108	\$0	\$280	\$2,142	\$15,893	\$20,423
	<b>Circuit Total</b>	<b>\$0</b>	<b>\$19,345</b>	<b>\$0</b>	<b>\$4,098</b>	<b>\$3,984</b>	<b>\$33,578</b>	<b>\$61,005</b>
37	Carter	\$0	\$4,118	\$0	\$0	\$0	\$11,570	\$15,688
	Howell	\$0	\$8,492	\$0	\$840	\$0	\$40,005	\$49,337
	Oregon	\$0	\$3,348	\$0	\$866	\$0	\$5,927	\$10,141
	Shannon	\$0	\$3,102	\$0	\$862	\$0	\$9,918	\$13,881
	<b>Circuit Total</b>	<b>\$0</b>	<b>\$19,060</b>	<b>\$0</b>	<b>\$2,568</b>	<b>\$0</b>	<b>\$67,419</b>	<b>\$89,047</b>
38	Christian	\$0	\$28,012	\$0	\$3,150	\$18,037	\$64,617	\$113,816
	Taney	\$0	\$40,934	\$0	\$4,865	\$0	\$23,491	\$69,291
	<b>Circuit Total</b>	<b>\$0</b>	<b>\$68,946</b>	<b>\$0</b>	<b>\$8,016</b>	<b>\$18,037</b>	<b>\$88,108</b>	<b>\$183,107</b>
39	Barry	\$0	\$16,703	\$0	\$0	\$200	\$47,155	\$64,058
	Lawrence	\$0	\$2,470	\$0	\$1,621	\$0	\$46,670	\$50,761
	Stone	\$0	\$6,893	\$1,588	\$37,241	\$226,281	\$56,276	\$328,280
	<b>Circuit Total</b>	<b>\$0</b>	<b>\$26,066</b>	<b>\$1,588</b>	<b>\$38,862</b>	<b>\$226,481</b>	<b>\$150,101</b>	<b>\$443,099</b>
40	McDonald	\$0	\$11,377	\$0	\$1,647	\$0	\$36,792	\$49,816
	Newton	\$459	\$19,219	\$0	\$785	\$0	\$106,640	\$127,103
	<b>Circuit Total</b>	<b>\$459</b>	<b>\$30,596</b>	<b>\$0</b>	<b>\$2,432</b>	<b>\$0</b>	<b>\$143,432</b>	<b>\$176,919</b>
41	Macon	\$0	\$3,704	\$0	\$619	\$0	\$32,385	\$36,708
	Shelby	\$0	\$4,222	\$0	\$1,569	\$1,500	\$10,235	\$17,525
	<b>Circuit Total</b>	<b>\$0</b>	<b>\$7,926</b>	<b>\$0</b>	<b>\$2,188</b>	<b>\$1,500</b>	<b>\$42,620</b>	<b>\$54,233</b>
42	Crawford	\$0	\$4,242	\$0	\$187	\$1,955	\$29,940	\$36,324
	Dent	\$0	\$0	\$0	\$0	\$0	\$23,776	\$23,776
	Iron	\$0	\$3,236	\$0	\$401	\$0	\$13,268	\$16,905
	Reynolds	\$0	\$0	\$0	\$0	\$0	\$0	\$0
	Wayne	\$0	\$0	\$0	\$0	\$16,627	\$20,628	\$37,255
	<b>Circuit Total</b>	<b>\$0</b>	<b>\$7,478</b>	<b>\$0</b>	<b>\$588</b>	<b>\$18,582</b>	<b>\$87,611</b>	<b>\$114,259</b>
43	Caldwell	\$0	\$907	\$0	\$758	\$0	\$12,907	\$14,572
	Clinton	\$0	\$97	\$0	\$993	\$0	\$15,195	\$16,285
	Daviess	\$0	\$17,204	\$0	\$643	\$0	\$24,942	\$42,789
	DeKalb	\$0	\$2,515	\$0	\$709	\$0	\$6,629	\$9,853
	Livingston	\$0	\$5,123	\$0	\$824	\$0	\$27,583	\$33,530
	<b>Circuit Total</b>	<b>\$0</b>	<b>\$25,846</b>	<b>\$0</b>	<b>\$3,927</b>	<b>\$0</b>	<b>\$87,256</b>	<b>\$117,029</b>
44	Douglas	\$0	\$2,397	\$500	\$0	\$6,770	\$25,569	\$35,237
	Ozark	\$0	\$4,315	\$0	\$192	\$4,937	\$16,121	\$25,565
	Wright	\$0	\$7,992	\$0	\$1,142	\$9,293	\$31,770	\$50,197
	<b>Circuit Total</b>	<b>\$0</b>	<b>\$14,704</b>	<b>\$500</b>	<b>\$1,334</b>	<b>\$21,000</b>	<b>\$73,461</b>	<b>\$110,999</b>
45	Lincoln	\$0	\$32,860	\$0	\$3,054	\$0	\$146,396	\$182,310
	Pike	\$0	\$4,580	\$0	\$2,304	\$10,000	\$33,411	\$50,295
	<b>Circuit Total</b>	<b>\$0</b>	<b>\$37,440</b>	<b>\$0</b>	<b>\$5,358</b>	<b>\$10,000</b>	<b>\$179,807</b>	<b>\$232,605</b>
<b>STATE TOTAL</b>		<b>\$70,942</b>	<b>\$2,700,243</b>	<b>\$30,792</b>	<b>\$837,584</b>	<b>\$1,181,826</b>	<b>\$16,684,725</b>	<b>\$21,506,113</b>

**Table 91**

**Annual Report on the Finances of the Judicial Department, Calendar Year 2011**  
**Detention/Other Residential and Juvenile/Family Division Services**

Circuit	Detention & Other Residential			Juvenile & Family Division			State Funded FTE <sup>^</sup>	State Funded Personnel <sup>^</sup>	Grants <sup>**</sup>	Receipts	Disbursements
	FTE*	Non-state Funded Personnel	Non-state Funded Operations	FTE*	Non-state Funded Personnel	Non-state Funded Operations					
1	0.00	\$0	\$600	0.00	\$0	\$27,334	5.00	\$202,356	\$0	\$0	\$0
2	0.00	\$0	\$433,522	7.00	\$272,026	\$168,592	40.17	\$1,173,729	\$110,852	\$0	\$0
3	0.00	\$0	\$14,424	0.00	\$0	\$0	5.64	\$203,603	\$0	\$0	\$0
4	0.00	\$0	\$0	0.00	\$0	\$49,678	7.00	\$267,696	\$0	\$0	\$0
5	3.00	\$112,054	\$230,428	7.75	\$265,434	\$212,577	43.88	\$1,374,616	\$15,361	\$10,922	\$10,922
6	0.00	\$0	\$0	12.00	\$470,577	\$182,670	2.00	\$77,920	\$32,876	\$0	\$0
7	25.00	\$974,208	\$71,252	31.00	\$1,289,265	\$142,451	3.00	\$126,580	\$14,000	\$7,200	\$0
8	0.00	\$0	\$2,404	0.00	\$0	\$20,178	6.00	\$208,032	\$0	\$0	\$0
9	0.00	\$0	\$7,200	0.23	\$11,936	\$7,158	6.00	\$233,364	\$32,092	\$0	\$0
10	0.00	\$0	\$0	0.60	\$10,555	\$134,412	9.15	\$355,130	\$35,932	\$0	\$0
11	11.00	\$591,559	\$61,645	35.60	\$1,668,235	\$205,035	2.03	\$81,083	\$287,841	\$0	\$0
12	0.00	\$0	\$43,932	0.00	\$0	\$141,208	13.87	\$474,568	\$0	\$27,896	\$30,621
13	6.00	\$112,393	\$178,470	8.65	\$173,599	\$323,605	44.33	\$1,542,939	\$137,826	\$0	\$0
14	0.00	\$0	\$0	1.00	\$95,367	\$134,359	7.23	\$242,151	\$46,079	\$5,120	\$5,120
15	0.00	\$0	\$0	0.00	\$0	\$107,716	8.00	\$271,248	\$8,877	\$0	\$0
16	152.00	\$5,268,201	\$1,425,033	220.00	\$8,181,001	\$2,471,480	1.13	\$37,417	\$751,848	\$161,797	\$161,826
17	20.00	\$357,794	\$0	11.50	\$217,900	\$0	22.00	\$725,467	\$105,982	\$0	\$0
18	0.00	\$79,298	\$0	3.25	\$109,350	\$40,040	13.45	\$411,092	\$26,701	\$0	\$0
19	19.00	\$607,486	\$100,926	14.00	\$481,246	\$25,317	4.00	\$226,564	\$209,195	\$2,550	\$2,550
20	1.00	\$20,323	\$22,356	1.00	\$24,920	\$25,432	22.89	\$778,929	\$42,771	\$0	\$0
21	64.00	\$2,281,837	\$1,244,124	157.05	\$7,443,108	\$1,819,561	7.06	\$274,232	\$736,700	\$0	\$0
22	94.00	\$3,746,914	\$660,163	150.00	\$7,890,106	\$2,095,987	2.05	\$81,936	\$2,180,839	\$0	\$0
23	27.00	\$808,801	\$0	42.00	\$1,679,664	\$26,922	3.96	\$163,881	\$285,229	\$4,912	\$4,612
24	6.00	\$93,179	\$77,655	4.00	\$130,088	\$49,467	21.02	\$680,326	\$50,141	\$18,728	\$18,764
25	0.00	\$0	\$0	6.80	\$301,153	\$34,000	11.92	\$440,665	\$139,000	\$0	\$0
26	0.00	\$0	\$140,442	0.00	\$0	\$325,168	37.86	\$1,166,879	\$0	\$0	\$0
27	0.00	\$0	\$0	4.00	\$116,130	\$140,650	8.85	\$309,160	\$0	\$7,746	\$7,789
28	0.00	\$0	\$0	0.00	\$0	\$115,903	8.00	\$301,392	\$19,381	\$0	\$0
29	9.00	\$259,654	\$91,322	17.00	\$655,128	\$224,581	1.00	\$35,952	\$0	\$0	\$0
30	0.00	\$0	\$0	1.50	\$20,874	\$20,027	21.86	\$660,735	\$40,046	\$0	\$0
31	19.00	\$496,920	\$56,700	45.00	\$1,580,133	\$243,984	5.00	\$217,776	\$510,472	\$476,382	\$478,211
32	0.00	\$0	\$0	0.00	\$0	\$1,982	25.92	\$844,854	\$138,952	\$0	\$0
33	0.00	\$0	\$38,062	1.30	\$56,127	\$163,751	24.47	\$777,305	\$151,961	\$0	\$0
34	0.00	\$0	\$18,817	3.00	\$92,948	\$46,801	5.00	\$187,908	\$127,882	\$0	\$0
35	2.65	\$57,263	\$80,241	6.72	\$205,938	\$81,424	18.32	\$610,116	\$137,357	\$0	\$0
36	2.73	\$33,494	\$0	4.00	\$103,636	\$29,484	15.01	\$461,403	\$187,789	\$0	\$0
37	0.00	\$0	\$0	4.50	\$157,069	\$128,074	9.00	\$346,284	\$252,825	\$0	\$0
38	4.50	\$130,264	\$177,802	0.00	\$0	\$0	10.00	\$356,724	\$11,621	\$0	\$0
39	0.00	\$0	\$31,216	2.50	\$65,575	\$299,580	8.51	\$305,673	\$64,892	\$0	\$0
40	0.00	\$0	\$0	4.00	\$123,946	\$22,796	7.50	\$272,498	\$66,218	\$0	\$0
41	0.00	\$0	\$0	0.00	\$0	\$0	7.00	\$256,997	\$8,935	\$0	\$0
42	0.00	\$0	\$0	3.00	\$70,156	\$18,847	7.84	\$288,239	\$58,333	\$0	\$0
43	0.00	\$0	\$0	0.00	\$725	\$51,912	4.65	\$177,029	\$0	\$0	\$0
44	7.00	\$146,345	\$183,167	1.00	\$7,627	\$38,299	11.75	\$375,390	\$30,564	\$0	\$0
45	0.00	\$0	\$32,828	3.00	\$103,748	\$37,658	7.00	\$246,624	\$75,164	\$0	\$0
<b>State Total</b>	<b>472.88</b>	<b>\$16,177,987</b>	<b>\$5,424,732</b>	<b>813.95</b>	<b>\$ 34,075,288</b>	<b>\$ 10,436,101</b>	<b>557.33</b>	<b>\$18,854,461</b>	<b>\$7,132,534</b>	<b>\$723,252</b>	<b>\$720,415</b>

\* Full Time Equivalent (FTE) reported is what was reported for Non-State Funded Personnel in the forms.

\*\* Amount in Grants could have been included in Detention and/or Juvenile.

<sup>^</sup> Includes both Juvenile and Detention Personnel

**Table 92****Annual Report on the Finances of the Judicial Department, Calendar Year 2011****Detention/Other Residential and Juvenile/Family Division Services - Expenditures for**

Circuit	Detention and Other Residential Services		Juvenile and Family Division			
	Travel/ Training	Total Non-State Funded Operations	Interpreter	Travel/ Training	Treatment Court	Total Non-State Funded Operations
1	\$0	\$600	\$0	\$3,982	\$0	\$27,334
2	\$9,809	\$433,522	\$740	\$5,973	\$0	\$168,592
3	\$6,074	\$14,424	\$0	\$0	\$0	\$0
4	\$0	\$0	\$0	\$9,015	\$0	\$49,678
5	\$9,979	\$230,428	\$0	\$15,424	\$0	\$212,577
6	\$0	\$0	\$755	\$11,388	\$0	\$182,670
7	\$1,275	\$71,252	\$6,138	\$22,845	\$0	\$142,451
8	\$0	\$2,404	\$0	\$2,119	\$0	\$20,178
9	\$0	\$7,200	\$0	\$3,988	\$0	\$7,158
10	\$0	\$0	\$0	\$3,473	\$0	\$134,412
11	\$1,620	\$61,645	\$0	\$14,403	\$44,086	\$205,035
12	\$0	\$43,932	\$0	\$12,317	\$0	\$141,208
13	\$2,253	\$178,470	\$1,571	\$5,948	\$0	\$323,605
14	\$0	\$0	\$0	\$1,057	\$0	\$134,359
15	\$0	\$0	\$0	\$0	\$0	\$107,716
16	\$8,580	\$1,425,033	\$2,318	\$36,938	\$47,005	\$2,471,480
17	\$0	\$0	\$0	\$0	\$0	\$0
18	\$0	\$0	\$0	\$4,050	\$0	\$40,040
19	\$6,343	\$100,926	\$0	\$6,250	\$0	\$25,317
20	\$0	\$22,356	\$0	\$12,356	\$0	\$25,432
21	\$2,002	\$1,244,124	\$1,760	\$14,116	\$16,630	\$1,819,561
22	\$4,878	\$660,163	\$2,878	\$2,571	\$0	\$2,095,987
23	\$0	\$0	\$0	\$26,922	\$0	\$26,922
24	\$40	\$77,655	\$0	\$18,834	\$0	\$49,467
25	\$0	\$0	\$0	\$34,000	\$0	\$34,000
26	\$1,601	\$140,442	\$0	\$15,777	\$0	\$325,168
27	\$0	\$0	\$0	\$61,611	\$0	\$140,650
28	\$0	\$0	\$0	\$13,435	\$0	\$115,903
29	\$0	\$91,322	\$663	\$1,613	\$0	\$224,581
30	\$0	\$0	\$0	\$20,027	\$0	\$20,027
31	\$1,000	\$56,700	\$5,000	\$10,000	\$0	\$243,984
32	\$0	\$0	\$0	\$1,982	\$0	\$1,982
33	\$2,945	\$38,062	\$0	\$18,198	\$54,808	\$163,751
34	\$0	\$18,817	\$0	\$27,686	\$0	\$46,801
35	\$1,855	\$80,241	\$0	\$27,335	\$0	\$81,424
36	\$0	\$0	\$0	\$0	\$0	\$29,484
37	\$0	\$0	\$0	\$45,900	\$0	\$128,074
38	\$1,517	\$177,802	\$0	\$0	\$0	\$0
39	\$13,121	\$31,216	\$0	\$27,332	\$0	\$299,580
40	\$0	\$0	\$0	\$322	\$0	\$22,796
41	\$6,552	\$0	\$0	\$0	\$0	\$0
42	\$0	\$0	\$0	\$1,189	\$0	\$18,847
43	\$0	\$0	\$450	\$195	\$0	\$51,912
44	\$1,479	\$183,167	\$0	\$9,115	\$0	\$38,299
45	\$0	\$32,828	\$0	\$850	\$8,000	\$37,658
<b>State Total</b>	<b>\$82,923</b>	<b>\$5,424,732</b>	<b>\$22,273</b>	<b>\$550,536</b>	<b>\$170,529</b>	<b>\$10,436,101</b>



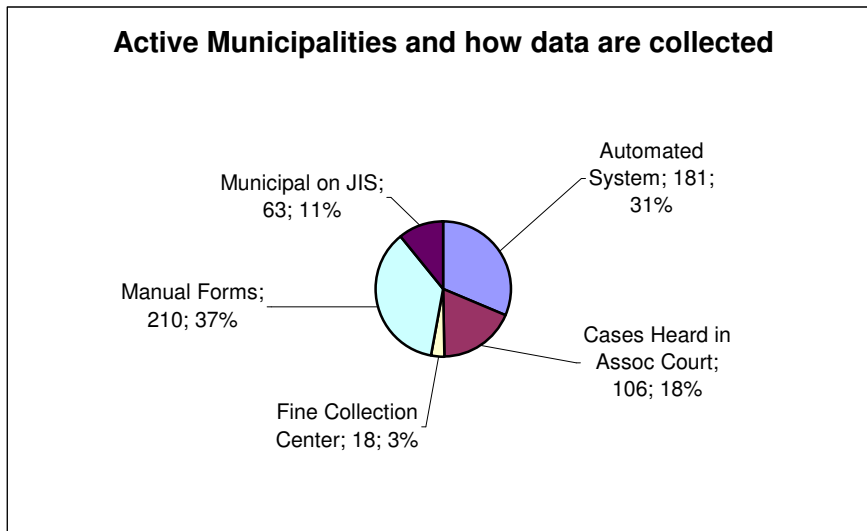
# FY 2012 - Municipal Division Caseload

Municipal divisions in Missouri can operate within one of three basic structures pursuant to section 479.060 RSMo:

1. Municipal funded court facility with municipal judge(s) (either lawyer or non-lawyer) and municipal clerk(s).
2. Municipal funded clerk(s) with cases processed and managed by the clerk(s) but heard by a state funded associate judge.
3. Municipal cases filed and heard through the associate division, where the judge and the clerk(s) are funded by the state.

The data in this section are for municipal divisions which operate under the first and second types of structures. The municipal divisions reported monthly to OSCA using the Municipal Division Summary Reporting Form or using JIS.

Municipal divisions which operate under the third type of structure report data through the Justice Information System (JIS). "Ordinance" cases in the Circuit Court sections of this supplement.



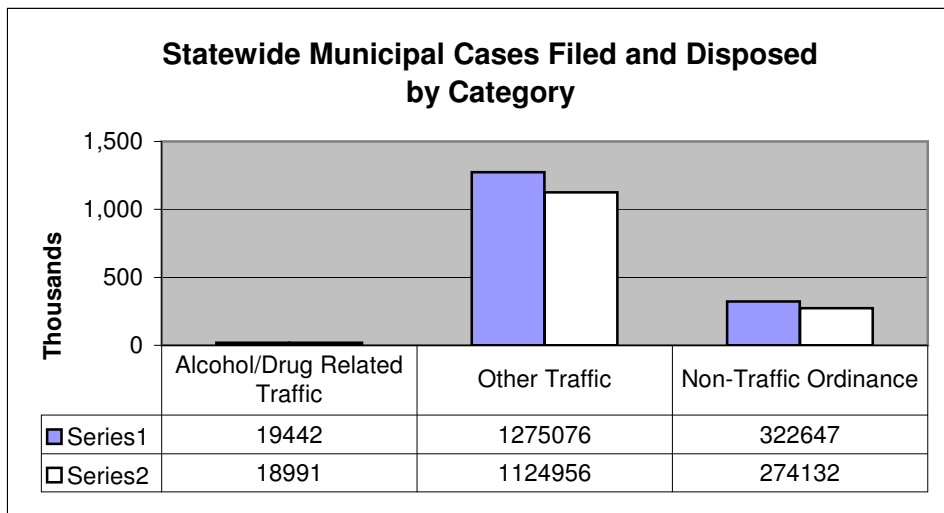
Automated System - Municipal divisions using an approved case management system that meets the guidelines for Court Operating Rules 1, 2 and 4.

Cases Heard in Assoc Court - Municipal tickets are processed through the associate/circuit divisions.

Manual Forms- Municipal divisions who submit monthly data on forms.

Fine Collection Center (FCC) - Municipal traffic tickets handled by the Fine Collection Center.

Municipal on JIS - Municipal divisions using the Justice Information System (JIS)



**Table 93**  
**Municipal Division, FY 2012**  
**Cases Filed, Disposed, and Pending**

Circuit	County	Municipality	# of Months on file for FY12	Alcohol/Drug Related Traffic			Other Traffic			Non-Traffic Ordinance			Parking Tickets Issued
				Filed	Disposed	Pending	Filed	Disposed	Pending	Filed	Disposed	Pending	
02	ADAIR LEWIS	Kirksville	12	17	29	9	785	865	87	616	660	195	0
		Canton	12	7	6	2	174	175	11	101	80	31	X
		LaGrange	12	34	36	5	65	60	18	67	68	8	0
03	GRUNDY HARRISON	Trenton	12	11	14	7	152	158	21	196	215	40	X
		Bethany	12	45	47	11	151	155	39	96	103	11	5
		Gilman	12	0	0	0	0	0	0	6	2	11	0
		Ridgeway	12	0	0	0	34	32	2	1	1	0	0
	MERCER	Princeton	12	0	0	0	0	0	0	0	0	0	0
04	ATCHISON	Fairfax	12	0	0	0	0	0	0	2	2	1	0
		Rock Port	12	13	11	17	130	119	34	90	68	60	7
		♣ Tarkio	12	45	39	20	385	353	100	201	156	87	10
	GENTRY	Albany	12	0	0	7	0	0	6	1	0	7	X
		King City	12	0	0	0	28	30	0	0	0	0	8
		Stanberry	12	0	0	0	0	0	0	1	1	1	0
		* Big Lake	10	0	0	0	0	0	0	0	0	0	0
	HOLT NODAWAY	♣ Maryville	12	77	71	22	1,041	810	31	1,369	1,234	376	837
		Grant City	12	0	0	0	0	0	0	0	1	0	0
	WORTH												
05	BUCHANAN	Easton	12	0	0	0	4	2	8	0	0	3	X
		St. Joseph	12	205	215	402	9,942	9,075	8,970	7,728	7,268	4,844	289
06	PLATTE	Camden Point	12	0	0	0	6	8	2	0	0	0	X
		Dearborn	0	0	0	0	0	0	0	0	0	0	0
		Edgerton	12	0	0	0	16	16	0	10	10	0	0
		Ferrel View	12	2	1	1	429	373	93	48	51	11	1
		Houston Lake	12	0	0	0	17	20	0	3	2	1	0
		Lake Waukomis	12	0	0	0	237	234	48	37	31	7	0
		Northmoor	12	0	0	4	297	308	297	77	80	152	0
		Parkville	12	23	38	143	1,719	1,536	1,111	466	396	885	26
		Platte City	12	24	28	20	1,631	1,676	772	148	129	155	X
		Platte Woods	12	3	2	2	624	379	282	61	60	5	X
		Riverside	12	42	32	48	1,983	1,733	1,311	790	615	848	X
		♣ Tracy	12	2	0	2	345	340	89	36	24	76	0
		Weatherby Lake	12	1	1	3	329	345	175	33	31	57	0
		♣ Weston	12	5	3	5	508	488	164	34	29	19	0
07	CLAY	Claycomo	12	235	245	677	1,964	2,066	1,107	2,110	1,943	2,094	1
		Excelsior Springs	12	10	19	16	1,308	1,234	1,135	786	739	700	X
		Gladstone	12	111	127	180	10,030	10,000	6,880	3,374	2,278	2,722	66
		Holt	12	2	5	1	198	235	71	9	18	10	X
		Kearney	12	29	25	68	835	809	637	237	189	129	3
		Liberty	12	113	147	406	5,104	5,165	5,126	1,765	1,848	3,516	353
		Mosby	12	23	30	9	1,286	1,269	283	13	19	0	0
		N. Kansas City	12	51	109	122	2,924	3,205	2,296	507	529	1,171	600
		Oakview	12	6	10	19	885	1,016	529	326	376	656	X
		Pleasant Valley	12	57	50	130	2,401	2,546	1,474	1,008	1,000	922	0
		Randolph	12	8	20	14	2,640	2,456	3,322	1,401	646	1,800	X
		Smithville	12	90	71	309	1,534	1,518	1,845	273	231	545	X
08	CARROLL RAY	Carrollton	12	1	0	1	220	228	9	53	62	5	X
		Fleming	12	0	0	0	20	26	3	0	1	0	X
		Hardin	12	0	0	0	155	152	32	0	1	1	X
		Henrietta	12	0	0	0	374	267	144	3	0	18	2
		Lawson	12	7	2	5	227	225	86	44	46	19	2
		Orrick	12	0	4	1	165	92	89	9	13	9	0
		Richmond	12	18	19	81	624	635	399	789	827	556	1
09	CHARITON LINN	Salisbury	12	1	1	0	17	23	0	11	11	1	0
		Brookfield	12	1	2	3	111	109	12	220	214	22	30
		Browning	12	0	0	0	6	6	1	1	3	0	X
		Bucklin	12	0	0	0	3	1	2	6	5	1	0
	SULLIVAN	Marceline	12	3	6	0	35	41	6	44	47	11	0
		Green City	12	0	0	0	4	11	0	0	0	0	0
10	MARION	Hannibal	12	0	0	8	5,252	4,891	1,705	2,771	2,530	1,758	63
		Palmyra	12	44	34	31	802	766	212	118	112	48	0
	MONROE	Monroe City	6	6	5	1	56	65	32	15	12	3	X
11	ST CHARLES	Augusta	12	0	0	0	79	69	102	1	2	62	0
		Cottleville	12	69	65	43	1,456	1,398	669	693	530	777	5
		Dardenne Prairie	12	2	10	5	1,947	1,838	1,024	244	203	338	23
		Foristell	12	77	44	149	3,801	3,410	3,100	335	165	1,278	60
		Lake St. Louis	12	51	76	30	2,461	2,386	2,301	818	734	1,259	58
		New Melle	12	16	5	33	718	593	1,617	106	48	293	0
		O'Fallon	12	220	243	150	10,560	10,139	2,096	4,790	4,378	1,969	411
		St. Charles	12	277	112	814	5,286	5,486	6,462	5,065	5,625	2,666	3,475
		♣ St. Charles Ordinance	12	86	157	47	6002	6208	2392	1764	1491	802	0
		St. Peters	12	265	2	2,553	17,044	19,462	4,910	4,036	4,819	1,657	163
		Weldon Spring	12	28	24	14	759	715	264	121	71	167	X
		Wentzville	12	132	4	484	7,030	262	22,506	2,891	277	9,159	392
12	AUDRAIN	Martinsburg	12	0	0	0	75	75	0	30	30	0	0
		♣ Mexico	12	0	0	0	524	506	135	181	179	207	115
		Vandalia	12	7	8	1	318	290	72	92	107	0	0
	MONTGOMERY	♣ Montgomery City	12	5	8	2	278	270	68	91	80	52	0
		♣ New Florence	12	1	0	1	292	295	84	32	42	17	0
		Wellsville	12	0	0	5	383	389	70	54	54	0	0
	WARREN	Warrenton	12	74	85	30	2,738	2,866	525	2,132	2,219	637	33
		Wright City	12	15	13	19	731	680	374	329	313	262	4

# Went live on JIS during FY12

‡ Went off JIS during FY12

♣ On JIS for entire FY

▲ Court abolished during FY12

\* Started reporting during FY12

\*\* Cases now heard in associate/circuit court

PARKING TICKETS ISSUED:  
 "X" = does not process parking tickets

**Table 93**  
**Municipal Division, FY 2012**  
**Cases Filed, Disposed, and Pending**

Circuit	County	Municipality	# of Months on file for FY12	Alcohol/Drug Related Traffic			Other Traffic			Non-Traffic Ordinance			Parking Tickets Issued
				Filed	Disposed	Pending	Filed	Disposed	Pending	Filed	Disposed	Pending	
13	BOONE	Columbia	12	328	370	314	8,671	8,967	1,342	3,342	3,248	601	89,290
		Hallsville	12	7	6	1	262	247	33	18	15	6	1
	CALLAWAY	Auxvasse	12	0	0	0	162	157	16	14	13	4	X
		♣ Fulton	12	7	7	0	411	454	332	371	355	124	1,701
		♣ Holts Summit	12	0	22	13	1000	1165	220	2	43	35	0
		New Bloomfield	12	0	0	0	149	138	46	0	0	0	X
14	HOWARD	Fayette	12	23	24	85	112	113	508	116	112	636	127
		Glasgow	12	0	0	0	13	13	1	6	4	6	0
	RANDOLPH	Huntsville	12	2	2	0	4	2	5	13	11	7	0
		♣ Moberly	12	23	24	10	971	851	261	533	538	171	0
15	LAFAYETTE	Alma	12	1	0	2	10	11	7	2	1	2	X
		Bates City	0	0	0	0	0	0	0	0	0	0	0
		Concordia	12	3	4	0	133	129	14	96	85	28	X
		♣ Higginsville	12	34	25	42	569	508	351	276	247	241	0
		Lake Lafayette	12	0	6	2	12	11	6	22	45	22	0
		Lexington	12	7	12	4	298	295	87	281	242	75	0
		Napoleon	0	0	0	0	0	0	0	0	0	0	0
		♣ Odessa	12	17	19	7	458	449	224	132	120	65	0
		Waverly	12	3	0	3	122	106	25	10	4	6	0
		Wellington	12	0	0	0	11	17	0	0	0	0	0
	SALINE	Blackburn	12	0	0	1	24	22	13	0	1	0	0
		Marshall	12	163	210	82	806	825	864	611	639	713	X
		Slater	12	1	1	1	81	87	2	149	147	6	X
		Sweet Springs	12	2	2	1	97	85	16	70	61	18	X
16	JACKSON	Blue Springs	12	140	233	87	8,765	10,187	2,164	2,015	2,337	3,580	X
		Buckner	12	33	28	17	2,365	2,247	902	743	591	423	0
		Grain Valley	12	257	202	270	2,772	2,373	967	193	179	37	0
		Grandview	12	418	476	755	7,201	7,506	4,041	3,778	4,447	1,882	0
		Greenwood	12	3	1	42	1,116	1,057	582	84	56	94	X
		Independence	12	312	368	7,405	28,421	34,067	61,486	7,394	7,465	34,425	1,099
		Jackson County	12	167	198	127	9,626	9,844	922	1,593	1,400	482	37
		Kansas City	12	1,238	1,064	1,654	207,673	183,588	186,138	29,869	21,556	37,915	13,511
		♣ Lake Lotawana	12	36	36	26	734	750	761	73	63	69	0
		Lake Tapawingo	12	8	5	11	1,310	1,213	841	320	224	605	X
		Lee's Summit	12	274	298	163	10,684	10,589	4,152	3,598	3,314	2,838	0
		Lone Jack	12	9	8	28	2,548	2,525	935	21	15	40	0
		Oak Grove	12	34	37	37	1,493	1,535	1,122	636	537	853	0
		Raytown	12	84	106	51	4,246	3,605	5,577	6,292	5,279	4,162	X
		River Bend Village	12	4	4	1	76	78	20	9	7	8	0
		Sugar Creek	12	37	54	19	4,865	4,074	1,813	433	285	378	1
	CASS	Belton	12	162	197	145	6,851	6,776	4,342	1,546	1,633	847	X
		Garden City	12	15	18	48	444	445	64	49	49	60	X
		Harrisonville	12	78	90	28	1,310	1,358	658	1,434	1,343	1,073	X
		Lake Winnebago	12	97	98	41	2,275	2,357	642	444	502	47	X
		Peculiar	12	38	34	74	1,661	1,690	892	479	448	1,224	X
		Pleasant Hill	12	71	90	122	732	701	307	428	430	501	X
		Raymore	12	113	93	57	1,899	2,153	691	793	744	628	X
17	JOHNSON	Knob Noster	12	9	7	17	317	297	160	88	71	99	1
		Warrensburg	12	104	118	114	2,070	2,060	2,024	1,101	936	1,725	211
	PETTIS	Greenridge	10	0	0	0	16	11	5	2	2	0	0
		La Monte	12	3	3	0	199	204	31	58	62	7	X
		♣ Sedalia	12	25	25	35	2183	2029	1326	1280	1337	998	0
		Smithton	12	0	0	0	9	27	2	26	22	4	0
18	COLE	Jefferson City	12	116	133	65	9,778	9,516	2,322	1,393	1,196	1,187	2,041
		Russellville	12	0	0	0	0	0	0	1	1	0	0
19	FRANKLIN	♣ Gerald	12	17	33	20	336	435	217	175	114	140	0
		♣ New Haven	12	5	9	1	91	78	43	85	92	86	0
		Pacific	12	38	28	21	2,081	1,912	751	368	340	170	40
		♣ St. Clair	12	81	101	63	1494	1299	858	191	202	121	0
		Sullivan	12	25	22	19	92	95	149	718	749	637	X
		♣ Union	12	166	208	128	1560	1627	771	124	169	96	415
		Washington	12	100	72	142	1,754	1,529	5,602	817	528	3,334	55
		Bland	12	2	2	0	218	231	29	17	32	7	0
		Gasconade	0	0	0	0	0	0	0	0	0	0	0
		Hermann	12	0	1	0	411	434	27	62	74	20	10
	GASCONADE	Owensville	12	5	5	1	129	124	10	200	186	22	X
		Rosebud	12	0	0	0	60	50	31	5	0	14	0
20	ST. LOUIS COUNTY	Ballwin	12	37	36	26	7,427	7,465	1,803	1,270	1,003	1,106	X
		♣ Bella Villa	12	16	15	38	5,429	5,393	3,409	401	384	447	0
		Bellefontaine Nghbrs	12	47	54	40	4,383	4,817	2,790	629	566	639	79
		Bellerive Acres	12	0	0	1	619	367	602	14	7	36	0
		Bel-Nor	12	5	2	11	820	441	2,468	381	207	1,489	42
		♣ Bel-Ridge	12	19	39	44	4,961	4,271	3,608	2,254	452	655	0
		Berkeley	12	32	27	118	9,594	7,514	18,594	1,060	785	2,140	0
		Beverly Hills	12	14	20	75	2,986	2,650	7,509	1,191	740	3,153	0
		Black Jack	12	0	0	0	872	732	1,525	594	401	899	328
		Breckenridge	12	51	44	90	3,944	4,948	5,506	1,783	1,876	5,217	206
		Brentwood	12	11	7	23	5,258	4,893	3,999	257	225	298	120
		Bridgeton	12	25	22	33	1,973	2,056	1,360	1,181	1,078	1,062	55
		Calverton Park	12	8	11	60	3,467	3,055	4,841	1,340	725	4,384	21
		♣ Charlack	12	211	160	184	6,381	5,103	5,129	327	242	580	0
		Chesterfield	12	161	144	121	9,951	9,917	3,439	2,389	2,457	3,407	374

# Went live on JIS during FY12

± Went off JIS during FY12

♣ On JIS for entire FY

▲ Court abolished during FY12

\* Started reporting during FY12

\*\* Cases now heard in associate/circuit court

PARKING TICKETS ISSUED:  
 "X" = does not process parking tickets

**Table 93**  
**Municipal Division, FY 2012**  
**Cases Filed, Disposed, and Pending**

Circuit	County	Municipality	# of Months on file for FY12	Alcohol/Drug Related Traffic			Other Traffic			Non-Traffic Ordinance			Parking Tickets Issued
				Filed	Disposed	Pending	Filed	Disposed	Pending	Filed	Disposed	Pending	
21	ST. LOUIS COUNTY	Clarkson Valley	12	14	10	13	1,662	2,051	244	207	188	223	X
		Clayton	12	103	99	64	7,224	7,264	3,703	971	948	1,119	35,512
		Cool Valley	12	0	1	20	2,028	1,825	10,277	801	544	6,267	59
		‡ Country Club Hills	12	6	6	1	1,944	1,659	403	275	358	n/a	X
		Crestwood	12	11	5	15	1,634	1,530	1,316	530	513	1,126	47
		Creve Coeur	12	222	205	207	19,548	18,224	9,090	948	895	1,214	335
		Dellwood	12	7	4	18	1,891	1,353	7,386	800	481	2,346	413
		Des Peres	12	43	38	30	2,755	2,655	1,036	976	907	751	101
		Edmundson	12	14	15	37	3,496	4,364	443	1,059	630	1,860	36
		Ellisville	12	56	38	38	7,498	8,049	2,577	384	321	282	0
		Eureka	12	34	41	23	1,230	1,435	596	316	335	277	X
		Fenton	12	52	75	58	3,906	3,970	579	694	674	167	122
		Ferguson	12	16	50	102	10,820	5,258	41,296	12,723	5,684	36,986	423
		Flordell Hills	12	2	1	46	1,278	601	4,852	1,595	587	4,256	27
		Florissant	12	87	189	150	27,079	25,715	23,998	2,758	2,617	4,329	0
		Frontenac	12	87	87	63	4,187	5,016	1,728	720	365	506	0
		Glendale	12	15	9	11	1,327	1,322	276	66	71	18	715
		Grantwood	12	0	0	0	71	81	26	8	13	8	2
		Greendale	12	1	1	6	342	233	2,118	226	175	2,115	18
		Hanley Hills	12	0	0	0	528	712	439	469	535	197	16
		Hazelwood	12	41	40	39	14,034	14,176	6,295	3,380	3,360	2,300	0
		Hillsdale	12	0	0	8	4,709	2,263	3,312	642	210	481	11
		Jennings	12	57	14	132	8,919	5,838	10,013	3,068	1,825	2,809	150
		Kinloch	12	5	2	5	887	731	1,241	183	105	276	0
		Kirkwood	12	92	98	62	3,816	4,003	1,258	733	748	550	1,915
		Ladue	12	61	62	71	2,786	3,300	1,777	136	152	169	X
		Lakeshire	12	0	0	0	320	285	141	21	12	38	X
		Manchester	12	128	116	173	3,724	3,046	2,152	674	527	1,137	588
		Maplewood	12	19	17	14	8,414	8,842	6,083	4,304	3,356	6,819	874
		Marlborough	12	15	18	74	896	911	2,754	142	114	347	11
		Maryland Heights	12	555	377	804	12,003	9,470	14,032	8,042	5,193	19,138	248
		Moline Acres	12	22	7	83	4,030	3,518	10,489	170	136	646	37
		Normandy	12	1	0	60	8,835	4,616	14,427	783	431	4,582	0
		Northwoods	12	2	3	62	4,335	3,593	18,682	1,108	843	6,848	102
		Oakland	12	9	9	7	828	818	359	18	18	17	0
		Olivette	12	25	27	13	3,213	3,293	1,111	422	458	216	0
		Overland	12	217	190	318	2,992	3,028	1,452	3,652	3,805	4,396	182
		Pagedale	12	4	9	33	2,976	3,216	9,432	527	865	7,770	X
		Pasadena Hills	2	1	0	2	12	8	23	1	3	28	0
		Pine Lawn	12	49	37	448	14,676	13,573	25,999	6,034	4,885	17,732	73
		Richmond Heights	12	17	14	23	6,580	6,527	2,817	1,321	1,282	2,147	518
		Riverview	12	1	6	50	2,934	2,091	13,393	1,211	593	5,958	X
		Rock Hill	12	1	13	2	5,838	5,090	1,604	216	210	234	83
		Shrewsbury	12	11	15	6	2,963	2,854	1,469	348	444	243	X
		St. Ann	12	39	34	117	21,002	16,318	14,514	3,021	2,566	1,865	20
		▲ St. George	0	0	0	0	0	0	0	0	0	0	0
		St. John	12	119	131	291	11,432	10,439	16,050	3,093	2,770	3,773	0
		St. Louis County	12	732	581	4,445	58,224	22,526	160,749	4,535	2,265	13,155	2,485
		Sunset Hills	12	82	68	47	4,114	3,625	2,150	161	169	126	0
		Sycamore Hills	12	8	9	12	341	323	302	73	71	63	0
		Town & Country	12	475	441	371	7,536	7,883	2,330	306	254	308	0
		University City	12	67	53	106	6,171	5,716	5,630	3,197	2,721	7,584	288
		Uplands Park	12	3	3	39	1,970	1,822	5,095	108	152	1,349	0
		Valley Park	12	38	32	17	2,564	2,576	925	323	376	192	X
		Velda City	12	21	15	61	4,048	3,311	11,368	1,750	1,255	5,418	0
		Velda Village Hills	12	1	1	5	428	484	1,348	348	165	574	0
		Vinita Park	12	7	10	8	2,560	2,204	1,706	505	729	1,811	0
		Vinita Terrace	12	0	1	65	934	985	16,202	315	312	5,555	0
		Warson Woods	12	1	5	1	704	710	209	41	50	20	9
		Webster Grooves	12	44	50	50	8,443	7,821	4,355	379	358	270	X
		Wellston	12	31	19	248	5,316	3,046	24,577	1,330	619	8,800	0
		Wildwood	12	121	13	364	5,539	1,426	15,191	980	32	4,915	142
		Winchester	12	2	2	1	275	287	98	52	71	17	X
		Woodson Terrace	12	6	15	13	1,717	1,346	1,652	164	154	209	0
22	CITY OF ST. LOUIS	City of St. Louis	12	49	190	1,624	170,907	129,926	356,710	35,959	30,755	110,663	0
23	JEFFERSON	Arnold	12	170	175	247	11,438	10,784	11,721	1,425	1,245	1,921	0
		Byrnes Mill	12	116	62	92	3,692	3,211	1,363	228	175	115	0
		Crystal City	12	137	113	1,038	1,603	1,416	15,871	1,273	675	3,350	143
		DeSoto	12	98	89	70	539	656	428	437	597	444	6
		Festus	12	163	232	198	6,223	6,241	3,774	2,408	2,169	2,865	64
		Herculaneum	12	9	4	13	1,530	1,515	32	116	114	5	75
		Hillsboro	12	12	13	8	1,434	1,367	460	123	87	56	184
		Jefferson County	12	432	438	388	20,257	20,086	12,988	1,861	1,147	911	0
		Kimmswick	12	0	0	0	0	0	1	0	0	0	0
		Pevely	12	11	13	11	1,598	1,096	5,456	500	469	672	29
24	MADISON ST FRANCOIS	Fredericktown	12	9	12	8	681	654	119	295	278	105	16
		Bismarck	12	9	9	18	71	61	74	46	62	24	X
		Bonne Terre	12	25	29	50	376	359	543	392	454	66	0
		Desloge	12	31	20	226	504	438	1,388	515	484	212	3
		Farmington	12	95	68	68	1,643	1,420	4,968	897	819	1,616	X
		Iron Mountain Lake	5	0	1	0	30	20	12	2	3	0	0
		Leadwood	12	42	28	17	1,291	1,164	202	91	69	75	0
		Leadwood	12	3	2	149	430	414	1,240	95	107	353	X
		Park Hills	12	12	11	3	651	703	74	786	852	90	X
		St. Mary	12	0	0	0	17	14	12	34	36	15	X
		Ste. Genevieve	12	72	88	1	549	570	2	283	253	37	24
		WASHINGTON	12	18	34	144	482	519	511	299	245	163	0
		Potosi	12	18	34	144	482	519	511	299	245	163	0

# Went live on JIS during FY12

‡ Went off JIS during FY12

♣ On JIS for entire FY

▲ Court abolished during FY12

\* Started reporting during FY12

\*\* Cases now heard in associate/circuit court

PARKING TICKETS ISSUED:  
 "X" = does not process parking tickets

# Table 93

## Municipal Division, FY 2012

### Cases Filed, Disposed, and Pending

Circuit	County	Municipality	# of Months on file for FY12	Alcohol/Drug Related Traffic			Other Traffic			Non-Traffic Ordinance			Parking Tickets Issued
				Filed	Disposed	Pending	Filed	Disposed	Pending	Filed	Disposed	Pending	
25	MARIES PHELPS	Belle	12	3	4	2	261	265	109	366	327	76	X
		Newburg	12	1	1	0	145	137	12	9	8	2	0
	PULASKI	♣ Rolla	12	27	41	21	1,553	1,541	415	304	337	193	2,421
		St. James	12	25	27	29	1,063	1,023	270	270	227	96	0
		Crocker	12	20	25	59	198	172	226	20	13	96	X
		Dixon	12	5	6	1	82	93	11	125	125	28	X
		♣ Richland	12	3	9	4	268	229	85	37	35	24	0
		St. Robert	12	91	117	163	1,081	1,358	547	296	456	151	1
	TEXAS	Waynesville	12	72	63	33	2,742	2,689	544	298	267	122	0
		Cabool	12	8	7	1	191	200	9	85	80	13	0
		Houston	12	25	24	2	183	183	13	186	171	25	0
		Licking	12	8	7	11	336	347	209	81	79	67	0
		Summersville	12	1	2	0	16	18	0	57	60	1	0
26	CAMDEN	Camdenton	12	70	84	71	772	770	342	201	168	95	X
		♣ Linn Creek	12	0	1	9	671	569	215	16	11	10	0
		Osage Beach	12	37	37	207	1,401	1,375	2,932	139	146	457	X
		♣ Sunrise Beach	12	26	22	17	667	616	314	46	48	13	0
		Village of Four Seasons	12	6	7	0	177	174	46	12	13	0	X
	LACLEDE MILLER	♣ Lebanon	12	136	118	47	1,211	1,341	393	283	304	427	32
		♣ Eldon	12	44	48	34	188	224	156	112	123	91	0
		♣ Iberia	12	4	5	3	13	19	58	37	65	39	0
		Lake Ozark	12	75	93	319	1,357	1,386	1,871	216	219	1,236	2
	MONITEAU	California	12	20	23	2	266	260	29	79	93	16	X
		Clarksburg	12	0	0	0	0	0	0	5	6	1	0
		Jamestown	12	0	0	0	79	71	33	21	12	9	0
		Tipton	12	5	6	2	118	119	20	63	57	20	0
	MORGAN	Laurie	12	8	7	18	107	114	21	48	51	146	X
		Stover	12	20	20	16	134	113	98	51	48	4	X
		Versailles	12	13	13	18	219	251	81	109	122	40	X
27	BATES	Adrian	12	28	28	22	119	129	61	43	37	41	X
		Butler	12	73	83	165	718	666	567	179	168	240	X
	HENRY	Rich Hill	12	12	9	7	54	50	6	77	84	7	X
		Clinton	12	16	20	49	1,122	1,176	568	614	607	642	X
28	BARTON	Lamar	12	14	16	20	145	126	61	245	237	112	0
	CEDAR	El Dorado Springs	12	4	4	4	177	200	20	352	339	112	0
	DADE	Greenfield	12	0	0	0	44	45	2	48	50	0	0
	VERNON	Nevada	12	74	88	115	1,727	1,756	1,206	604	582	932	14
29	JASPER	Carl Junction	12	19	21	14	439	435	256	669	723	244	X
		Cartersville	12	114	78	55	952	979	162	95	87	28	8
		Carthage	12	173	114	176	3,571	2,236	3,887	1,052	755	1,148	X
		Duenweg	12	11	9	26	323	332	113	44	33	64	0
		Duquesne	12	70	89	27	1,670	1,822	671	149	181	75	X
		Joplin	12	492	1,056	585	14,834	16,554	11,794	5,861	8,015	5,156	732
		♣ Oronogo	12	16	18	30	328	333	264	98	102	65	0
		Webb City	12	94	58	66	1,469	1,460	1,447	1,115	1,010	266	X
	BENTON	Cole Camp	12	2	1	1	84	59	39	26	12	22	0
		Lincoln	12	3	2	2	62	53	34	40	35	13	0
		♣ Warsaw	12	10	9	8	118	115	79	178	191	70	0
	DALLAS POLK	Urbana	12	0	0	8	269	259	140	20	6	118	X
		Bollivar	12	59	52	58	1,350	1,225	779	487	443	558	890
30	WEBSTER	Fair Play	12	0	0	0	93	75	92	19	12	13	X
		Humansville	12	3	3	1	185	180	82	30	14	81	X
		Pleasant Hope	12	0	0	0	87	91	48	15	10	14	X
		Fordland	12	9	3	55	911	860	242	12	17	13	0
		♣ Marshfield	12	60	15	52	488	342	394	112	93	142	0
	WEBSTER	♣ Rogersville	12	106	92	56	491	487	320	109	87	78	0
		Seymour	12	4	8	18	270	301	252	63	83	8	2
	GREENE	Ash Grove	12	0	0	9	133	151	91	51	47	90	X
		Battlefield	12	15	16	3	168	181	3	53	50	13	0
		♣ Fair Grove	12	37	33	18	476	464	181	40	45	11	0
		Republic	12	45	46	54	2,110	2,174	1,386	1,622	1,623	296	21
		Springfield	12	922	772	1,090	23,388	23,868	9,018	6,936	6,618	4,299	5,775
		Stratford	12	5	13	21	1,952	1,979	1,113	133	269	163	1
31	GREENE	Walnut Grove	12	0	0	1	172	142	61	4	3	25	0
		♣ Willard	12	21	21	7	513	537	91	170	179	51	0
	BOLLINGER CAPE GIRARDEAU	Marble Hill	12	0	0	0	157	141	25	0	0	0	0
		Cape Girardeau	12	168	171	741	6,525	6,373	4,544	1,866	1,720	1,899	1,458
		Jackson	12	21	24	15	757	804	191	310	309	96	9
		Perryville	12	26	12	14	529	543	309	118	106	117	X
	PERRY												
32	MISSISSIPPI	Charleston	12	0	0	2	230	227	5	283	269	33	0
		East Prairie	12	29	23	76	175	146	161	193	168	188	0
		Benton	12	0	0	0	3	4	0	0	0	0	0
		Chaffee	12	16	15	6	135	133	27	19	25	6	0
		Miner	12	9	9	0	1,877	1,872	39	19	19	0	X
	SCOTT	Morley	12	0	0	0	4	2	2	0	0	0	0
		Scott City	12	56	37	162	1,160	1,126	966	434	373	1,248	0
		Sikeston	12	40	34	99	1,808	1,749	751	1,822	1,631	2,352	19

# Went live on JIS during FY12

⊕ Went off JIS during FY12

♣ On JIS for entire FY

▲ Court abolished during FY12

\* Started reporting during FY12

\*\* Cases now heard in associate/circuit court

PARKING TICKETS ISSUED:  
"X" = does not process parking tickets

**Table 93**  
**Municipal Division, FY 2012**  
**Cases Filed, Disposed, and Pending**

Circuit	County	Municipality	# of Months on file for FY12	Alcohol/Drug Related Traffic			Other Traffic			Non-Traffic Ordinance			Parking Tickets Issued
				Filed	Disposed	Pending	Filed	Disposed	Pending	Filed	Disposed	Pending	
34	NEW MADRID	Canalou	12	0	0	0	5	5	0	6	6	0	0
		Gideon	12	1	2	0	18	14	8	55	59	20	0
		Howardville	12	0	0	0	533	460	249	44	36	20	0
		Lilbourn	12	0	8	5	17	39	26	63	55	13	0
		Marston	12	0	0	1	221	213	13	22	29	0	0
		Matthews	12	1	1	0	9	10	0	21	21	0	0
		♣ Morehouse	12	1	0	5	72	54	79	40	17	63	0
		♣ New Madrid	12	16	19	7	163	172	36	203	207	52	0
		Parma	12	9	8	1	74	94	8	221	209	61	0
		♣ Portageville	12	19	20	1	195	188	29	215	212	22	0
	PEMISCOT	Risco	12	0	0	0	19	19	7	26	34	0	X
		♣ Caruthersville	12	16	17	37	204	190	232	409	324	294	0
		▲ Cooter	1	0	0	0	6	0	6	0	0	0	0
		Hayti	12	55	64	1	1,013	1,039	89	765	525	500	X
		Hayti Heights	12	5	5	0	33	31	3	49	71	3	13
		Steele	12	10	9	3	67	69	5	141	143	11	X
		Wardell	12	2	2	0	37	36	3	10	11	1	0
	DUNKLIN	Arbyrd	12	5	5	0	50	50	2	40	40	0	X
		Campbell	12	14	10	22	146	145	99	151	135	96	0
		Cardwell	12	2	1	2	41	39	24	63	61	13	0
		Clarkton	12	14	10	4	101	94	13	194	175	27	X
		Holcomb	12	6	7	6	227	221	144	24	18	21	X
		Hornersville	12	7	3	6	94	101	51	34	36	15	0
		♣ Kennett	12	36	40	59	726	749	1,682	811	693	1,735	0
		Malden	12	17	27	31	477	485	165	523	485	226	5
		Senath	12	3	1	25	51	49	117	104	106	57	X
		Advance	12	6	1	7	247	234	33	46	45	11	0
35	STODDARD	Bernie	12	9	8	6	126	124	42	106	119	28	0
		Bloomfield	9	10	8	2	68	72	10	89	95	65	0
		Dexter	12	31	18	25	811	729	268	594	432	354	X
		Puxico	12	11	11	9	33	25	41	15	19	16	X
	BUTLER	Poplar Bluff	12	68	22	597	5,467	4,470	6,159	1,956	1,708	1,920	220
		Mountain View	12	122	96	102	427	365	197	144	131	70	X
		West Plains	12	22	20	48	1,804	1,556	1,262	362	329	339	X
		Willow Springs	12	25	17	10	341	425	272	213	189	127	2
		Thayer	12	38	29	42	418	387	365	108	100	129	0
	CHRISTIAN	♣ Billings	12	37	39	30	795	751	452	95	80	87	0
		♣ Clever	12	8	5	5	446	446	79	69	65	18	0
		Highlandville	12	1	1	1	146	152	34	9	8	4	X
		♣ Nixa	12	60	53	33	2,899	2,524	727	435	1,820	119	0
		Ozark	12	226	161	119	2,915	2,653	2,180	361	427	165	X
		Sparta	12	84	51	52	220	175	68	89	65	47	0
		Branson	12	61	70	202	4,484	4,646	4,350	758	717	1,231	1,804
		Forsyth	12	6	5	4	216	207	98	84	71	30	0
		Hollister	12	38	33	49	1,217	1,051	380	277	199	150	X
		Merriam Woods	12	2	2	2	137	126	29	38	42	3	X
36	TANEY	Rockaway Beach	12	2	5	5	384	396	52	60	49	66	X
		Butterfield	12	0	1	0	20	18	9	7	10	3	0
		♣ Cassville	12	0	0	39	331	361	284	562	491	302	0
		Exeter	12	4	3	2	122	121	39	20	16	13	X
		Monett	12	74	63	160	1,722	1,516	1,792	469	434	406	0
		Purdy	12	0	0	0	67	43	56	52	23	84	0
		♣ Seligman	12	45	35	24	853	849	340	76	44	74	0
		Washburn	12	2	0	2	37	11	33	8	3	10	X
		Wheaton	12	2	1	1	91	98	6	12	12	1	0
		♣ Aurora	12	15	18	12	454	485	211	237	245	169	0
	LAWRENCE	Marionville	12	27	28	22	194	192	98	139	147	84	X
		♣ Miller	12	12	6	12	72	76	38	38	13	32	0
		Mount Vernon	12	13	12	6	429	431	87	328	335	59	0
		Pierce City	12	5	6	0	136	122	55	74	78	11	X
		Verona	12	1	2	2	211	191	84	100	91	39	0
		Branson West	12	23	20	48	243	218	244	241	243	513	1
		♣ Crane	12	30	34	6	411	416	55	101	100	23	0
		Galena	12	0	0	0	64	33	34	42	20	22	0
		▲ Hurley	5	3	0	3	38	31	7	3	3	0	0
		Kimberling City	12	16	19	5	336	297	89	34	25	83	X
37	BARRY	Reeds Spring	12	6	4	16	270	224	121	35	23	12	X
		Anderson	12	75	73	54	600	608	241	74	91	46	0
		♣ Goodman	12	2	2	11	113	120	230	32	34	319	0
		♣ Lanagan	11	2	4	11	459	388	412	11	10	16	0
		♣ Noel	12	40	31	41	365	380	536	161	122	158	0
		♣ Pineville	12	37	23	44	1,850	1,637	2,037	10	13	56	0
		♣ Southwest City	12	19	20	92	261	232	650	10	6	44	0
		♣ Diamond	12	4	3	14	625	539	246	11	13	12	0
		* Fairview	10	0	0	0	84	55	29	8	7	1	X
		♣ Granby	12	42	5	46	198	178	213	43	24	75	0
	NEWTON	♣ Neosho	12	147	130	68	1,671	1,597	743	407	435	313	0
		♣ Seneca	12	27	30	15	219	217	115	103	104	47	0
	MACON	LaPlata	12	4	4	1	156	146	18	9	11	0	0
		♣ Macon	12	44	50	40	335	342	123	189	255	98	0
		Clarence	12	0	0	0	3	8	14	45	37	26	0
		Shelbina	12	0	0	0	40	44	7	86	90	1	X
	SHELBY												

# Went live on JIS during FY12

‡ Went off JIS during FY12

♣ On JIS for entire FY

▲ Court abolished during FY12

\* Started reporting during FY12

\*\* Cases now heard in associate/circuit court

PARKING TICKETS ISSUED:  
 "X" = does not process parking tickets

**Table 93**  
**Municipal Division, FY 2012**  
**Cases Filed, Disposed, and Pending**

Circuit	County	Municipality	# of Months on file for FY12	Alcohol/Drug Related Traffic			Other Traffic			Non-Traffic Ordinance			Parking Tickets Issued
				Filed	Disposed	Pending	Filed	Disposed	Pending	Filed	Disposed	Pending	
42	CRAWFORD	♣ Bourbon	12	11	16	14	2,167	1,993	901	70	85	109	0
		Cuba	12	0	1	8	366	339	278	128	126	146	6
		* Leasburg Village	10	0	0	0	90	73	17	18	7	11	0
	IRON	Annapolis	12	7	9	2	58	50	10	26	32	3	X
		Arcadia	12	0	0	0	288	245	50	1	1	0	X
		Ironton	12	8	5	8	226	254	92	37	48	17	X
		Pilot Knob	12	1	0	2	154	152	9	22	24	6	X
		Viburnum	12	1	2	2	7	5	42	11	8	56	0
	REYNOLDS	Bunker	12	1	0	3	21	21	41	24	24	38	X
		Ellington	12	0	2	0	140	133	23	74	57	34	X
	WAYNE	Greenville	12	0	1	0	7	8	7	7	9	5	0
		♣ Piedmont	12	1	2	5	74	68	58	99	104	54	0
43	CALDWELL	Braymer	12	2	4	0	43	42	14	15	11	8	0
		Hamilton	12	3	3	4	129	143	48	52	41	19	X
		Polo	0	0	0	0	0	0	0	0	0	0	0
	CLINTON	♣ Cameron	12	18	25	23	979	971	459	271	278	130	0
		Gower	12	4	0	9	237	225	133	29	19	35	0
		Lathrop	12	4	3	4	258	271	41	47	42	10	2
		Plattsburg	12	14	16	6	352	360	124	94	95	61	0
		Trimble	12	3	1	2	137	162	27	23	20	23	X
	DEKALB	** Clarksdale	6	0	0	0	0	0	0	0	0	0	0
		Maysville	12	0	0	0	12	12	0	30	31	3	0
		** Osborn	6	0	0	0	0	0	0	0	0	0	0
		Stewartsville	12	0	0	0	5	16	10	15	14	7	0
44	DOUGLAS WRIGHT	Ava	12	20	25	27	451	438	297	182	184	490	X
		Hartville	12	13	0	72	433	391	114	50	51	9	0
		Mansfield	12	2	3	0	159	166	46	48	46	15	0
		Mountain Grove	12	38	33	16	806	723	230	467	388	198	X
		Norwood	12	0	1	6	119	122	78	24	26	110	0
45	LINCOLN	Elsberry	12	14	9	17	831	747	383	182	118	169	0
		Foley	12	3	0	3	800	725	324	291	225	257	0
		Moscow Mill	12	7	8	4	2,227	2,046	755	79	59	71	X
		Old Monroe	12	11	8	9	208	197	95	23	19	17	X
		Troy	12	12	23	85	1,388	1,303	1,526	1,151	1,000	3,121	35
	PIKE	Winfield	12	44	44	23	1,891	1,732	714	190	193	108	X
		Bowling Green	12	32	32	1	344	350	52	241	218	186	0
		Curryville	12	1	0	11	340	377	210	24	20	83	X
		Eolia	12	0	0	0	0	0	0	0	0	0	0
		Frankford	12	0	0	0	72	77	8	2	5	0	0
		♣ Louisiana	12	19	13	46	674	573	340	286	260	304	0
		STATEWIDE TOTALS		19,442	18,991	42,285	1,275,076	1,124,956	1,508,958	322,647	274,132	545,957	176,387

# Went live on JIS during FY12  
 ‡ Went off JIS during FY12  
 ♣ On JIS for entire FY  
 ▲ Court abolished during FY12  
 \* Started reporting during FY12  
 \*\* Cases now heard in associate/circuit court

PARKING TICKETS ISSUED:  
 "X" = does not process parking tickets

# Table 94

## Municipal Division, FY 2012

### Net Collections

Circuit	County	Municipality	Fines	Clerk/Court Fee (costs)	POST Fund Surcharge	CVC Fund Surcharge	LET Fund Surcharge	Dom Violence Shelter Surcharge	Inmate Security Fund Surcharge
02	ADAIR LEWIS	Kirksville	\$136,341.61	\$14,802.00	\$1,235.00	\$9,265.00	\$2,470.00	\$0.00	\$0.00
		Canton	\$24,528.09	\$2,581.50	\$236.00	\$1,612.50	\$0.00	\$0.00	\$0.00
		LaGrange	\$12,264.14	\$1,119.00	\$132.00	\$599.09	\$147.00	\$186.00	\$1,000.00
03	GRUNDY HARRISON	Trenton	\$25,124.16	\$2,820.00	\$576.00	\$2,145.00	\$289.00	\$62.00	\$514.00
		Bethany	\$13,241.61	\$3,076.17	\$205.07	\$1,535.56	\$410.16	\$0.00	\$0.00
		Gilman	\$0.00	\$0.00	\$0.00	\$0.00	\$0.00	\$0.00	\$0.00
		Ridgeway	\$1,705.00	\$435.00	\$196.00	\$206.63	\$87.00	\$0.00	\$0.00
	MERCER	Princeton	\$0.00	\$0.00	\$0.00	\$0.00	\$0.00	\$0.00	\$0.00
04	ATCHISON	Fairfax	\$50.00	\$24.00	\$4.00	\$15.00	\$0.00	\$0.00	\$0.00
		Rock Port	\$48,318.00	\$2,400.00	\$200.00	\$1,500.00	\$400.00	\$400.00	\$0.00
		♣ Tarkio	\$70,125.00	\$5,237.45	\$436.45	\$3,273.41	\$0.00	\$876.00	\$0.00
	GENTRY	Albany	\$0.00	\$12.00	\$1.00	\$7.13	\$2.00	\$0.00	\$0.00
		King City	\$3,169.50	\$324.00	\$27.00	\$192.51	\$54.00	\$0.00	\$0.00
	HOLT	Stanberry	\$0.00	\$15.00	\$0.00	\$7.50	\$3.00	\$0.00	\$0.00
		* Big Lake	\$0.00	\$0.00	\$0.00	\$0.00	\$0.00	\$0.00	\$0.00
	NODAWAY	♣ Maryville	\$318,108.60	\$15,952.60	\$1,423.87	\$10,679.06	\$580.00	\$0.00	\$2,840.50
	WORTH	Grant City	\$0.00	\$0.00	\$0.00	\$0.00	\$0.00	\$0.00	\$0.00
05	BUCHANAN	Easton	\$355.74	\$24.00	\$2.00	\$14.26	\$4.00	\$0.00	\$0.00
		St. Joseph	\$588,206.96	\$134,047.68	\$12,214.50	\$91,591.00	\$24,428.38	\$24,390.48	\$24,315.17
06	PLATTE	Camden Point	\$1,128.00	\$92.00	\$0.00	\$60.00	\$16.00	\$0.00	\$0.00
		Dearborn	\$0.00	\$0.00	\$0.00	\$0.00	\$0.00	\$0.00	\$0.00
		Edgerton	\$2,649.50	\$312.00	\$52.00	\$195.00	\$0.00	\$0.00	\$0.00
		Ferrel View	\$37,797.50	\$3,696.00	\$336.00	\$2,520.00	\$672.00	\$634.00	\$0.00
		Houston Lake	\$1,553.50	\$294.00	\$21.00	\$157.50	\$0.00	\$42.00	\$0.00
		Lake Waukomis	\$21,019.50	\$2,688.00	\$672.00	\$1,680.00	\$0.00	\$448.00	\$0.00
		Northmoor	\$38,670.81	\$3,756.00	\$313.00	\$2,261.69	\$626.00	\$0.00	\$0.00
		Parkville	\$242,433.75	\$25,231.50	\$1,902.00	\$14,252.50	\$3,802.00	\$3,793.00	\$0.00
		Platte City	\$150,996.75	\$17,764.87	\$1,481.87	\$11,106.76	\$2,960.00	\$2,962.00	\$0.00
		Platte Woods	\$43,208.18	\$5,027.06	\$438.00	\$3,122.94	\$876.00	\$876.00	\$0.00
		Riverside	\$216,675.01	\$22,686.50	\$1,891.00	\$14,174.75	\$3,782.00	\$3,780.00	\$3,758.00
		♣ Tracy	\$25,143.50	\$3,942.00	\$327.00	\$2,449.50	\$654.00	\$654.00	\$0.00
		Weatherby Lake	\$39,574.35	\$4,471.11	\$347.59	\$2,606.94	\$695.18	\$695.18	\$0.00
		♣ Weston	\$29,888.50	\$4,004.00	\$364.00	\$2,730.00	\$728.00	\$0.00	\$0.00
07	CLAY	Claycomo	\$388,236.97	\$42,675.50	\$3,710.00	\$27,819.02	\$7,416.74	\$3,690.00	\$0.00
		Excelsior Springs	\$123,909.00	\$13,944.00	\$1,162.00	\$8,715.00	\$2,324.00	\$2,324.00	\$498.00
		Gladstone	\$1,011,639.37	\$117,074.50	\$9,748.00	\$73,082.50	\$19,484.50	\$19,503.00	\$19,128.00
		Holt	\$20,742.50	\$2,340.00	\$195.00	\$1,462.50	\$390.00	\$0.00	\$0.00
		Kearney	\$109,540.50	\$10,080.00	\$853.00	\$6,300.00	\$1,680.00	\$1,680.00	\$0.00
		Liberty	\$542,958.03	\$55,594.84	\$9,346.48	\$33,083.20	\$4,640.00	\$9,280.00	\$9,368.01
		Mosby	\$89,656.00	\$12,492.00	\$1,041.00	\$7,778.27	\$2,082.00	\$0.00	\$0.00
		N. Kansas City	\$406,847.00	\$32,847.66	\$2,986.14	\$22,375.44	\$5,972.30	\$5,968.30	\$0.00
		Oakview	\$117,347.52	\$14,688.00	\$1,224.00	\$9,180.00	\$2,448.00	\$2,448.00	\$0.00
		Pleasant Valley	\$330,160.95	\$31,564.88	\$2,868.45	\$21,513.71	\$5,738.89	\$0.00	\$0.00
		Randolph	\$211,020.42	\$26,919.30	\$2,465.00	\$18,473.61	\$4,894.45	\$4,923.22	\$4,872.44
		Smithville	\$174,008.36	\$14,154.53	\$1,286.78	\$9,650.81	\$2,573.55	\$2,573.55	\$0.00
08	CARROLL RAY	Carrollton	\$24,700.00	\$2,708.00	\$480.00	\$1,790.75	\$240.50	\$0.00	\$0.00
		Fleming	\$2,516.00	\$253.00	\$23.00	\$172.50	\$46.00	\$46.00	\$0.00
		Hardin	\$11,503.00	\$1,232.00	\$112.00	\$840.00	\$224.00	\$224.00	\$0.00
		Henrietta	\$15,733.60	\$2,431.00	\$221.00	\$1,657.50	\$442.00	\$442.00	\$0.00
		Lawson	\$28,067.75	\$2,916.00	\$243.00	\$1,822.50	\$486.00	\$0.00	\$0.00
		Orrick	\$12,625.50	\$1,484.00	\$90.00	\$641.70	\$180.00	\$180.00	\$0.00
		Richmond	\$148,965.00	\$12,979.00	\$1,179.00	\$8,845.00	\$2,358.00	\$2,360.00	\$0.00
09	CHARITON LINN	Salisbury	\$3,879.50	\$408.00	\$34.00	\$255.00	\$68.00	\$0.00	\$0.00
		Brookfield	\$13,734.00	\$51.00	\$643.50	\$2,051.50	\$522.00	\$0.00	\$0.00
		Browning	\$561.00	\$96.00	\$14.00	\$53.00	\$1.00	\$0.00	\$0.00
		Bucklin	\$143.50	\$93.00	\$2.00	\$7.50	\$1.00	\$0.00	\$0.00
		Marceline	\$2,861.00	\$804.00	\$67.00	\$502.50	\$134.00	\$0.00	\$0.00
	SULLIVAN	Green City	\$539.70	\$230.00	\$10.00	\$71.30	\$0.00	\$0.00	\$0.00
10	MARION	Hannibal	\$1,086,599.28	\$7,943.13	\$4,915.81	\$36,795.33	\$9,809.18	\$9,818.90	\$0.00
	MONROE	Palmyra	\$81,282.07	\$9,865.78	\$824.34	\$6,188.06	\$1,645.47	\$823.30	\$0.00
		Monroe City	\$1,982.50	\$276.00	\$23.00	\$172.50	\$46.00	\$23.00	\$0.00
11	ST. CHARLES	Augusta	\$5,723.00	\$828.00	\$69.00	\$517.50	\$138.00	\$0.00	\$0.00
		Cottleville	\$294,677.45	\$22,824.00	\$1,902.00	\$14,265.00	\$3,804.00	\$254.00	\$3,542.00
		Dardenne Prairie	\$263,553.26	\$23,220.75	\$1,930.00	\$14,475.00	\$3,860.00	\$3,860.00	\$0.00
		Foristell	\$452,970.18	\$36,201.00	\$3,281.00	\$24,680.00	\$6,582.00	\$0.00	\$0.00
		Lake St. Louis	\$342,321.84	\$34,963.00	\$3,007.03	\$21,806.96	\$5,818.50	\$5,777.29	\$5,788.00
		New Melle	\$105,461.83	\$7,909.00	\$719.00	\$5,392.50	\$1,438.00	\$0.00	\$0.00
		O'Fallon	\$1,453,614.69	\$152,029.50	\$12,457.26	\$94,863.20	\$24,912.00	\$24,914.27	\$25,220.37
		St. Charles	\$906,199.62	\$95,759.50	\$7,973.00	\$59,772.50	\$15,946.00	\$0.00	\$15,912.00
		♣ St. Charles Ordinance	\$966,942.10	\$71,883.87	\$5,990.33	\$44,927.38	\$11,960.50	\$11,950.00	\$11,959.50
		St. Peters	\$2,225,007.17	\$217,884.00	\$16,967.00	\$127,250.00	\$33,934.00	\$0.00	\$33,922.00
		Weldon Spring	\$127,753.63	\$9,646.76	\$803.90	\$6,029.60	\$1,606.00	\$0.00	\$0.00
		Wentzville	\$1,212,005.51	\$132,568.87	\$11,049.29	\$14.25	\$22,098.62	\$0.00	\$0.00
12	AUDRAIN	Martinsburg	\$6,554.00	\$1,144.50	\$267.50	\$305.50	\$46.00	\$0.00	\$0.00
		♣ Mexico	\$34,644.48	\$6,851.97	\$570.97	\$4,282.56	\$1,155.50	\$1,157.50	\$1,157.50
		Vandalia	\$25,726.06	\$4,188.00	\$648.00	\$2,430.00	\$314.00	\$648.00	\$0.00
	MONTGOMERY	♣ Montgomery City	\$45,287.34	\$4,045.72	\$326.72	\$2,450.47	\$652.00	\$0.00	\$0.00
		♣ New Florence	\$46,772.50	\$3,719.99	\$309.99	\$2,325.01	\$620.00	\$0.00	\$0.00
		Wellsville	\$47,997.50	\$4,896.00	\$411.00	\$3,090.00	\$822.00	\$0.00	\$0.00
	WARREN	Warrenton	\$423,600.59	\$44,918.74	\$3,753.21	\$26,821.65	\$7,502.22	\$4,869.71	\$7,496.99
		Wright City	\$128,601.44	\$11,459.50	\$965.00	\$7,316.50	\$1,938.50	\$0.00	\$1,928.00
13	BOONE	Columbia	\$1,079,052.19	\$114,979.37	\$19,147.50	\$71,773.50	\$9,572.00	\$0.00	\$0.00
		Hallsville	\$11,241.50	\$2,088.00	\$175.00	\$1,297.97	\$343.00	\$0.00	\$0.00
	CALLAWAY	Auxvasse	\$11,072.50	\$1,860.00	\$155.00	\$1,162.50	\$310.00	\$0.00	\$0.00
		♣ Fulton	\$40,741.55	\$8,686.41	\$723.81	\$5,429.13	\$1,454.00	\$0.00	\$0.00
		♣ Holts Summit	\$91,527.03	\$11,557.50	\$962.30	\$7,217.18	\$1,916.00	\$0.00	\$0.00
		New Bloomfield	\$10,237.50	\$1,656.00	\$138.00	\$1,035.00	\$276.00	\$0.00	\$0.00

# Went live on JIS during FY12

⚡ Went off JIS during FY12

♣ On JIS for entire FY

▲ Currently inactive

\* Started reporting during FY12

\*\* Cases now heard in associate/circuit court



**Table 94**  
**Municipal Division, FY 2012**  
**Net Collections**

Circuit	County	Municipality	Restitution	Other	Revenue Recd for Parking Tickets	Total Net Collections (does NOT include bond forfeitures not used for costs/fines)	Total bond forfeitures NOT used for costs/fines	Total retained for Judicial Education Fund (JEF)
02	ADAIR LEWIS	Kirksville	\$10,862.71	\$234.87	\$0.00	\$175,211.19	\$1,640.00	\$0.00
		Canton	\$50.00	\$3,975.00	\$0.00	\$32,983.09	\$0.00	X
		LaGrange	\$376.26	\$4,832.00	\$0.00	\$20,655.49	\$0.00	\$0.00
03	GRUNDY HARRISON	Trenton	\$86.78	\$7,556.13	\$0.00	\$39,173.07	\$0.00	X
		Bethany	\$487.44	\$3,193.54	\$0.00	\$22,149.55	\$0.00	X
		Gilman	\$0.00	\$0.00	\$0.00	\$0.00	\$0.00	\$0.00
		* Ridgeway	\$0.00	\$0.00	\$0.00	\$2,629.63	\$0.00	\$0.00
	MERCER	Princeton	\$0.00	\$0.00	\$0.00	\$0.00	\$0.00	\$0.00
04	ATCHISON	Fairfax	\$0.00	\$0.00	\$0.00	\$93.00	\$0.00	\$0.00
		Rock Port	\$550.00	\$1,263.00	\$125.00	\$55,156.00	\$2,300.00	X
		♣ Tarkio	\$0.00	\$5,289.19	\$170.00	\$85,407.50	\$1,005.00	\$0.00
	GENTRY	Albany	\$0.00	\$3.37	\$0.00	\$25.50	\$0.00	X
		King City	\$0.00	\$90.99	\$35.00	\$3,893.00	\$255.50	\$0.00
	HOLT	Stanberry	\$0.00	\$0.00	\$0.00	\$25.50	\$0.00	\$0.00
		Big Lake	\$0.00	\$0.00	\$0.00	\$0.00	\$0.00	\$0.00
	NODAWAY	Maryville	\$2,292.00	\$13,882.10	\$9,295.00	\$375,053.73	\$610.00	\$1,423.87
	WORTH	Grant City	\$0.00	\$0.00	\$0.00	\$0.00	\$0.00	\$0.00
05	BUCHANAN	Easton	\$0.00	\$0.00	\$0.00	\$400.00	\$0.00	X
		St. Joseph	\$102,129.97	\$120,307.51	\$15,805.00	\$1,137,436.65	\$29,408.00	\$11,325.50
06	PLATTE	Camden Point	\$0.00	\$0.00	\$0.00	\$1,296.00	\$0.00	\$0.00
		Dearborn	\$0.00	\$0.00	\$0.00	\$0.00	\$0.00	\$0.00
		Edgerton	\$0.00	\$0.00	\$0.00	\$3,208.50	\$0.00	\$0.00
		Ferrel View	\$0.00	\$0.00	\$0.00	\$45,655.50	\$1,700.00	\$336.00
		Houston Lake	\$0.00	\$0.00	\$0.00	\$2,068.00	\$0.00	\$0.00
		Lake Waukomis	\$0.00	\$2,480.00	\$0.00	\$28,987.50	\$800.00	X
		Northmoor	\$0.00	\$620.00	\$0.00	\$46,247.50	\$2,220.00	\$313.00
		Parkville	\$622.00	\$5,779.75	\$0.00	\$297,816.50	\$1,344.00	X
		Platte City	\$250.00	\$7,634.72	\$0.00	\$195,156.97	\$5,850.00	X
		Platte Woods	\$0.00	\$0.00	\$0.00	\$53,548.18	\$0.00	\$438.00
		Riverside	\$0.00	\$2,232.00	\$0.00	\$268,979.26	\$13,725.00	X
		♣ Tracy	\$0.00	\$2,437.50	\$0.00	\$35,607.50	\$1,220.00	\$0.00
		Weatherby Lake	\$0.00	\$0.00	\$0.00	\$48,390.35	\$0.00	\$0.00
		♣ Weston	\$572.44	\$2,823.00	\$0.00	\$41,109.94	\$500.00	\$364.00
07	CLAY	Claycomo	\$0.00	\$11,593.37	\$0.00	\$485,141.60	\$17,124.35	\$3,705.00
		Excelsior Springs	\$0.00	\$1,400.00	\$0.00	\$154,276.00	\$5,550.00	X
		Gladstone	\$2,114.72	\$10,322.00	\$0.00	\$1,282,096.59	\$33,502.50	X
		Holt	\$0.00	\$581.00	\$0.00	\$25,711.00	\$700.00	X
		Kearney	\$2,945.07	\$2,303.50	\$115.00	\$135,497.07	\$1,000.00	\$0.00
		Liberty	\$0.00	\$0.00	\$2,750.00	\$667,020.56	\$3,964.00	X
		Mosby	\$0.00	\$1,041.00	\$0.00	\$114,090.27	\$1,600.00	X
		N. Kansas City	\$0.00	\$4,474.50	\$11,640.75	\$493,112.09	\$9,675.00	\$2,986.16
		Oakview	\$660.00	\$534.00	\$0.00	\$146,529.52	\$3,186.86	\$1,224.00
		Pleasant Valley	\$192.50	\$9,963.18	\$0.00	\$400,902.56	\$10,156.00	\$2,635.76
		Randolph	\$3,168.23	\$102.00	\$0.00	\$276,838.67	\$10,867.50	\$2,447.21
		Smithville	\$1,513.14	\$3,725.50	\$0.00	\$209,486.22	\$1,680.00	\$1,286.78
08	CARROLL RAY	Carrollton	\$1,379.34	\$0.00	\$0.00	\$31,298.59	\$0.00	\$0.00
		Fleming	\$0.00	\$14.50	\$0.00	\$3,071.00	\$0.00	\$11.50
		Hardin	\$115.00	\$661.50	\$0.00	\$14,911.50	\$0.00	\$56.00
		Henrietta	\$249.00	\$631.00	\$50.00	\$21,857.10	\$0.00	\$110.50
		Lawson	\$277.52	\$4,171.02	\$60.00	\$38,043.79	\$0.00	X
		Orrick	\$0.00	\$390.00	\$0.00	\$15,591.20	\$100.00	\$45.00
		Richmond	\$0.00	\$3,920.50	\$50.00	\$180,656.50	\$0.00	\$1,179.00
09	CHARITON LINN	Salisbury	\$0.00	\$0.00	\$0.00	\$4,644.50	\$0.00	\$0.00
		Brookfield	\$20.00	\$50.00	\$130.00	\$17,202.00	\$100.00	X
		Browning	\$0.00	\$0.00	\$0.00	\$725.00	\$0.00	X
		Bucklin	\$0.00	\$0.00	\$0.00	\$247.00	\$0.00	\$0.00
		Marceline	\$0.00	\$352.00	\$0.00	\$4,720.50	\$0.00	\$0.00
	SULLIVAN	Green City	\$0.00	\$0.00	\$0.00	\$851.00	\$0.00	\$0.00
10	MARION MONROE	Hannibal	\$0.00	\$0.00	\$271.22	\$1,156,152.85	\$0.00	\$0.00
		Palmyra	\$0.00	\$0.00	\$0.00	\$100,629.02	\$0.00	\$0.00
		* Monroe City	\$553.00	\$0.00	\$0.00	\$3,076.00	\$0.00	X
11	ST. CHARLES	Augusta	\$0.00	\$0.00	\$0.00	\$7,275.50	\$0.00	X
		Cottleville	\$0.00	\$16,572.66	\$254.50	\$356,095.61	\$0.00	X
		Dardenne Prairie	\$1,107.57	\$7,505.61	\$0.00	\$319,512.19	\$0.00	\$1,683.00
		Foristell	\$0.00	\$61,788.83	\$13,149.00	\$596,662.01	\$23,331.00	\$3,291.00
		Lake St. Louis	\$836.13	\$34,765.14	\$0.00	\$455,083.89	\$14,453.14	X
		New Melle	\$0.00	\$3,151.94	\$0.00	\$124,072.27	\$462.00	\$719.00
		O'Fallon	\$8,316.14	\$29,478.32	\$0.00	\$1,825,805.75	\$86,138.00	X
		St. Charles	\$0.00	\$23,036.02	\$28,770.95	\$1,153,369.59	\$46,061.50	X
		♣ St. Charles	\$0.00	\$198,251.94	\$0.00	\$1,323,865.62	\$31,330.00	\$0.00
		St. Peters	\$0.00	\$0.00	\$9,895.50	\$2,664,859.67	\$73,852.50	X
		Weldon Spring	\$538.10	\$0.00	\$0.00	\$146,377.99	\$1,130.00	X
12	AUDRAIN	Wentzville	\$7,143.39	\$37,008.25	\$13,553.00	\$1,435,441.18	\$0.00	X
	MONTGOMERY	Martinsburg	\$0.00	\$0.00	\$0.00	\$8,317.50	\$1,200.00	\$0.00
		♣ Mexico	\$248.00	\$3,997.00	\$1,030.00	\$55,095.48	\$225.00	\$0.00
		Vandalia	\$0.00	\$460.00	\$0.00	\$34,414.06	\$0.00	\$0.00
		♣ Montgomery City	\$2,913.89	\$2,798.09	\$0.00	\$58,474.23	\$0.00	\$0.00
	WARREN	♣ New Florence	\$653.37	\$2,170.01	\$0.00	\$56,570.87	\$0.00	\$0.00
		Wellsville	\$300.00	\$372.00	\$0.00	\$57,888.50	\$743.50	\$0.00
		Warrenton	\$10,683.88	\$95,840.56	\$5,970.00	\$631,457.55	\$6,061.56	X
	WRIGHT	Wright City	\$74.50	\$14,345.30	\$80.00	\$166,708.74	\$0.00	X
13	BOONE	Columbia	\$6,845.22	\$102,557.48	\$1,035,572.00	\$2,439,499.26	\$9,045.00	X
		Hallsville	\$0.00	\$500.00	\$25.00	\$15,670.47	\$1,292.50	\$174.00
	CALLAWAY	Auxvasse	\$0.00	\$0.00	\$0.00	\$14,560.00	\$0.00	\$155.00
		♣ Fulton	\$0.00	\$5,067.15	\$12,848.73	\$74,950.78	\$189.50	\$0.00
		♣ Holts Summit	\$2,374.44	\$6,986.02	\$0.00	\$122,540.47	\$1,148.00	\$0.00
		New Bloomfield	\$0.00	\$0.00	\$0.00	\$13,342.50	\$0.00	X

# Went live on JIS during FY12  
 ‡ Went off JIS during FY12  
 ♣ On JIS for entire FY  
 ▲ Currently inactive  
 \* Started reporting during FY12  
 \*\* Cases now heard in associate/circuit court

# Table 94

## Municipal Division, FY 2012

### Net Collections

Circuit	County	Municipality	Fines	Clerk/Court Fee (costs)	POST Fund Surcharge	CVC Fund Surcharge	LET Fund Surcharge	Dom Violence Shelter Surcharge	Inmate Security Fund Surcharge
14	HOWARD	Fayette	\$34,105.24	\$2,494.50	\$307.00	\$1,580.50	\$0.00	\$0.00	\$0.00
		Glasgow	\$1,458.75	\$175.50	\$15.00	\$112.50	\$30.00	\$0.00	\$30.00
	RANDOLPH	Huntsville	\$2,750.58	\$288.00	\$24.00	\$171.12	\$48.00	\$0.00	\$0.00
		♣ Moberly	\$94,965.00	\$12,597.00	\$1,145.16	\$8,588.87	\$2,287.50	\$2,289.50	\$2,182.00
15	LAFAYETTE	Alma	\$1,439.50	\$172.44	\$12.00	\$85.56	\$0.00	\$24.00	\$0.00
		Bates City	\$0.00	\$0.00	\$0.00	\$0.00	\$0.00	\$0.00	\$0.00
		Concordia	\$23,183.00	\$2,348.50	\$195.00	\$1,462.60	\$390.00	\$390.00	\$35.00
		♣ Higginsville	\$90,928.54	\$7,213.53	\$601.13	\$4,508.45	\$1,202.00	\$1,202.00	\$1,202.00
		Lake Lafayette	\$2,464.00	\$288.00	\$24.00	\$171.12	\$24.00	\$48.00	\$0.00
		Lexington	\$43,812.00	\$5,808.00	\$484.00	\$3,630.00	\$968.00	\$968.00	\$0.00
		Napoleon	\$0.00	\$0.00	\$0.00	\$0.00	\$0.00	\$0.00	\$0.00
		♣ Odessa	\$44,448.50	\$5,490.33	\$457.53	\$3,431.45	\$912.00	\$888.50	\$913.50
		Waverly	\$6,643.50	\$888.00	\$79.00	\$555.00	\$124.00	\$148.00	\$50.00
		Wellington	\$2,121.00	\$136.44	\$12.00	\$85.56	\$0.00	\$24.00	\$0.00
	SALINE	Blackburn	\$2,060.50	\$264.00	\$22.00	\$165.00	\$44.00	\$44.00	\$0.00
		Marshall	\$99,318.50	\$10,156.50	\$846.89	\$6,351.74	\$1,693.78	\$846.89	\$227.70
		Slater	\$18,537.52	\$3,084.00	\$257.00	\$1,927.50	\$0.00	\$257.00	\$0.00
		Sweet Springs	\$8,972.50	\$1,428.00	\$238.00	\$892.50	\$119.00	\$119.00	\$0.00
16	JACKSON	Blue Springs	\$907,342.83	\$95,868.99	\$7,987.04	\$59,897.81	\$15,974.08	\$15,974.08	\$0.00
		Buckner	\$264,810.75	\$24,756.00	\$2,063.00	\$14,709.19	\$4,126.00	\$4,126.00	\$0.00
		Grain Valley	\$206,253.68	\$28,819.37	\$2,423.03	\$17,290.47	\$4,806.00	\$4,800.00	\$0.00
		Grandview	\$860,780.12	\$250,074.14	\$7,756.00	\$58,167.50	\$15,512.00	\$15,511.50	\$15,314.50
		Greenwood	\$124,613.63	\$11,088.00	\$1,007.00	\$7,552.87	\$2,016.00	\$2,015.00	\$0.00
		Independence	\$3,629,781.10	\$342,048.00	\$28,955.00	\$217,154.50	\$57,005.00	\$57,008.00	\$57,814.00
		Jackson County	\$658,327.30	\$82,089.50	\$6,866.00	\$51,508.50	\$13,659.50	\$13,642.00	\$13,658.00
		Kansas City	\$12,574,443.49	\$794,342.75	\$106,616.63	\$825,099.18	\$216,643.00	\$220,118.00	\$124,820.50
		♣ Lake Lotawana	\$96,220.50	\$7,111.40	\$643.76	\$4,828.22	\$1,288.00	\$0.00	\$0.00
		Lake Tapawingo	\$134,506.27	\$14,534.00	\$1,321.00	\$9,907.50	\$2,642.00	\$2,642.00	\$0.00
	JOHNSON	Lee's Summit	\$1,105,230.50	\$111,919.50	\$10,159.00	\$76,195.50	\$20,316.50	\$20,318.00	\$0.00
		Lone Jack	\$311,745.95	\$26,551.00	\$2,417.00	\$895.03	\$4,838.00	\$4,828.00	\$0.00
		Oak Grove	\$149,960.81	\$16,104.00	\$1,342.00	\$10,068.00	\$2,684.00	\$0.00	\$2,678.00
		Raytown	\$948,923.52	\$72,462.80	\$6,583.16	\$49,341.83	\$13,168.33	\$13,159.33	\$0.00
		River Bend Village	\$4,206.75	\$864.00	\$144.00	\$540.00	\$72.00	\$144.00	\$0.00
		Sugar Creek	\$107,982.73	\$44,880.50	\$7,476.00	\$28,035.50	\$3,738.00	\$7,476.00	\$0.00
17	CASS	Belton	\$731,496.81	\$62,510.54	\$5,215.00	\$39,108.15	\$10,420.00	\$10,420.00	\$10,412.00
		Garden City	\$49,725.00	\$4,572.00	\$381.00	\$2,857.50	\$762.00	\$0.00	\$0.00
		Harrisonville	\$198,823.60	\$21,598.53	\$1,793.88	\$13,454.08	\$3,587.76	\$3,586.75	\$0.00
		Lake Winnebago	\$208,363.50	\$22,251.50	\$5,182.00	\$13,905.00	\$1,854.00	\$3,708.00	\$0.00
		Peculiar	\$229,648.45	\$24,744.23	\$1,790.31	\$13,412.34	\$3,580.62	\$3,560.00	\$0.00
	JOHNSON	Pleasant Hill	\$120,248.40	\$11,014.00	\$917.00	\$6,877.50	\$1,834.00	\$1,834.00	\$0.00
		Raymore	\$307,003.02	\$27,543.86	\$2,296.00	\$17,220.00	\$4,590.64	\$4,591.50	\$0.00
		Knob Noster	\$38,546.77	\$3,832.00	\$311.00	\$2,332.50	\$622.00	\$622.00	\$0.00
		Warrensburg	\$267,499.50	\$39,249.00	\$2,524.00	\$18,927.50	\$5,048.00	\$5,048.00	\$0.00
18	PETTIS	Greenridge	\$1,018.50	\$132.00	\$11.00	\$82.50	\$22.00	\$22.00	\$22.00
		La Monte	\$20,169.00	\$3,328.50	\$202.00	\$1,515.00	\$404.00	\$202.00	\$234.00
		♣ Sedalia	\$174,446.37	\$24,895.31	\$2,267.12	\$17,002.48	\$4,554.17	\$4,530.83	\$2,011.50
		Smithton	\$2,277.00	\$346.00	\$29.00	\$217.50	\$58.00	\$0.00	\$22.00
19	COLE	Jefferson City	\$763,871.39	\$79,950.58	\$13,293.24	\$51,976.55	\$6,952.08	\$13,352.39	\$13,174.26
		Russellville	\$0.00	\$0.00	\$0.00	\$0.00	\$0.00	\$0.00	\$0.00
20	FRANKLIN	♣ Gerald	\$44,601.00	\$5,695.75	\$467.15	\$3,503.58	\$938.00	\$0.00	\$0.00
		♣ New Haven	\$25,384.00	\$1,884.53	\$154.53	\$1,159.11	\$310.00	\$0.00	\$0.00
		Pacific	\$99,523.00	\$21,304.00	\$1,650.50	\$12,384.50	\$3,306.00	\$0.00	\$0.00
		♣ St. Clair	\$123,942.86	\$13,027.54	\$1,215.43	\$9,117.23	\$2,412.50	\$0.00	\$2,400.50
		Sullivan	\$56,486.91	\$7,076.48	\$1,280.37	\$5,124.85	\$1,964.52	\$0.00	\$0.00
	GASCONADE	♣ Union	\$128,817.97	\$15,447.02	\$1,287.52	\$9,660.75	\$2,589.00	\$0.00	\$2,569.50
		Washington	\$185,384.91	\$19,470.00	\$1,553.00	\$11,852.50	\$3,101.00	\$0.00	\$0.00
		Bland	\$28,022.86	\$3,456.07	\$285.00	\$2,096.43	\$570.00	\$0.00	\$0.00
		Gasconade	\$0.00	\$0.00	\$0.00	\$0.00	\$0.00	\$0.00	\$0.00
		Hermann	\$38,749.74	\$5,993.00	\$484.00	\$3,630.00	\$968.00	\$0.00	\$0.00
		Owensville	\$24,499.32	\$3,400.50	\$283.00	\$2,122.50	\$566.00	\$0.00	\$0.00
		Rosebud	\$5,930.50	\$568.00	\$50.00	\$374.28	\$99.87	\$0.00	\$0.00
21	ST. LOUIS COUNTY	Ballwin	\$743,019.74	\$84,981.52	\$7,075.00	\$53,082.16	\$14,150.00	\$0.00	\$12,993.00
		♣ Bella Villa	\$274,650.22	\$54,008.31	\$4,501.54	\$33,764.43	\$8,952.50	\$8,894.50	\$0.00
		Bellefontaine Nighbrs	\$458,266.61	\$54,880.63	\$3,856.50	\$28,943.34	\$7,713.00	\$7,702.00	\$0.00
		Bellerive Acres	\$30,197.50	\$4,032.00	\$335.00	\$2,528.00	\$670.00	\$670.00	\$0.00
		Bel-Nor	\$46,348.50	\$8,555.00	\$713.00	\$5,347.50	\$1,426.00	\$1,426.00	\$0.00
		♣ Bel-Ridge	\$280,458.46	\$35,897.19	\$2,991.44	\$21,321.74	\$5,984.86	\$5,987.94	\$0.00
		Berkeley	\$907,694.52	\$86,225.53	\$7,110.83	\$54,253.25	\$0.00	\$7,115.50	\$0.00
		Beverly Hills	\$173,518.32	\$25,522.00	\$1,927.50	\$14,485.13	\$3,856.00	\$0.00	\$0.00
		Black Jack	\$73,072.42	\$15,215.00	\$0.00	\$9,465.00	\$2,526.00	\$2,530.00	\$0.00
		Breckenridge	\$411,034.00	\$43,039.50	\$3,905.00	\$29,277.52	\$7,808.00	\$0.00	\$7,116.00
		Brentwood	\$317,862.25	\$46,327.50	\$3,860.39	\$28,959.24	\$7,725.87	\$0.00	\$0.00
		Bridgeton	\$254,976.14	\$29,888.50	\$2,492.00	\$18,681.00	\$4,984.50	\$2,491.00	\$0.00
		Calverton Park	\$262,157.37	\$30,552.00	\$2,542.00	\$19,087.50	\$5,092.00	\$0.00	\$0.00
		♣ Charlack	\$328,617.71	\$37,632.35	\$3,634.48	\$27,187.71	\$6,786.00	\$0.00	\$0.00
		Chesterfield	\$1,001,477.83	\$120,672.00	\$10,056.00	\$75,420.00	\$20,112.00	\$20,112.00	\$20,112.00
		Clarkson Valley	\$161,231.13	\$17,835.00	\$1,475.00	\$11,145.00	\$2,754.00	\$0.00	\$0.00
		Clayton	\$512,873.60	\$63,754.13	\$5,316.00	\$39,940.09	\$10,626.00	\$10,639.00	\$10,603.00
		Cool Valley	\$186,986.75	\$21,944.00	\$1,826.00	\$13,675.00	\$3,658.00	\$3,644.00	\$0.00
		♣ Country Club Hills	\$117,086.50	\$21,172.40	\$1,812.92	\$13,578.15	\$936.00	\$0.00	\$0.00
		Crestwood	\$178,903.09	\$18,615.50	\$1,550.00	\$11,595.67	\$3,098.00	\$3,095.67	\$2,993.23
		Creve Coeur	\$1,726,560.83	\$115,160.14	\$9,594.50	\$71,979.00	\$19,191.50	\$19,169.30	\$19,071.00
		Dellwood	\$212,036.82	\$26,572.00	\$2,175.00	\$16,250.00	\$4,350.00	\$0.00	\$0.00
		Des Peres	\$290,046.00	\$29,888.50	\$2,492.00	\$18,720.50	\$4,988.00	\$4,987.50	\$0.00
		Edmundson	\$413,853.14	\$29,256.00	\$2,437.00	\$18,262.50	\$4,876.00	\$0.00	\$4,706.90
		Ellisville	\$653,568.97	\$21,426.00	\$1,783.00	\$12,712.79	\$3,566.00	\$0.00	\$2,226.00
		Eureka	\$165,318.14	\$17,036.59	\$1,419.00	\$10,635.00	\$2,838.50	\$0.00	\$2,832.00
		Fenton	\$351,504.50	\$38,496.00	\$3,208.00	\$24,060.00	\$6,416.00	\$0.00	\$6,396.00
		Ferguson	\$1,306,863.49	\$140,052.00	\$11,669.00	\$87,452.50	\$23,338.00	\$23,329.00	\$22,736.00
		Floridell Hills	\$125,606.84	\$12,992.00	\$1,072.00	\$8,085.00	\$2,164.00	\$2,152.00	\$0.00
		Florissant	\$2,054,635.92	\$130,724.63	\$10,198.00	\$76,489.39	\$20,398.50	\$20,387.69	\$8,825.00
		Frontenac	\$482,401.47	\$51,039.50	\$4,249.50	\$31,900.25	\$8,501.50	\$0.00	\$356.00
		Glendale	\$106,155.00	\$13,990.00	\$1,165.00	\$8,313.58	\$2,330.00	\$2,330.50	\$0.00
		Grantwood	\$12,809.00	\$1,580.14	\$82.00	\$18.86	\$0.00	\$0.00	\$0.00
		Greendale	\$16,534.10	\$3,312.00	\$276.00	\$2,070.00	\$552.00	\$507.00	\$0.00

# Table 94

## Municipal Division, FY 2012

### Net Collections

Circuit	County	Municipality	Restitution	Other	Revenue Recd for Parking Tickets	Total Net Collections (does NOT include bond forfeitures not used for costs/fines)	Total bond forfeitures NOT used for costs/fines	Total retained for Judicial Education Fund (JEF)	
14	HOWARD	Fayette	\$0.00	\$1,052.50	\$3,418.50	\$42,958.24	\$0.00	X	
		Glasgow	\$0.00	\$60.00	\$0.00	\$1,881.75	\$0.00	X	
	RANDOLPH	Huntsville	\$1,042.03	\$0.00	\$0.00	\$4,323.73	\$0.00	\$0.00	
		♣ Moberly	\$49.00	\$9,163.26	\$0.00	\$133,267.29	\$268.00	\$1,145.21	
15	LAFAYETTE	Alma	\$0.00	\$0.00	\$0.00	\$1,733.50	\$0.00	X	
		Bates City	\$0.00	\$0.00	\$0.00	\$0.00	\$0.00	\$0.00	
		Concordia	\$3,919.16	\$19.04	\$0.00	\$31,942.30	\$0.00	X	
		♣ Higginsville	\$773.47	\$5,707.89	\$0.00	\$113,339.01	\$6,900.00	\$0.00	
		Lake Lafayette	\$569.55	\$104.88	\$0.00	\$3,693.55	\$0.00	\$0.00	
		Lexington	\$962.09	\$4,352.00	\$0.00	\$60,984.09	\$900.00	\$484.00	
		Napoleon	\$0.00	\$0.00	\$0.00	\$0.00	\$0.00	\$0.00	
		♣ Odessa	\$138.00	\$3,975.69	\$0.00	\$60,655.50	\$3,050.00	\$0.00	
		Waverly	\$0.00	\$1,487.50	\$0.00	\$9,975.00	\$0.00	\$0.00	
		Wellington	\$0.00	\$36.00	\$0.00	\$2,415.00	\$0.00	X	
	SALINE	Blackburn	\$0.00	\$400.00	\$0.00	\$2,999.50	\$0.00	X	
		Marshall	\$0.00	\$1,642.94	\$0.00	\$121,084.94	\$0.00	X	
		Slater	\$1,958.40	\$1,174.00	\$0.00	\$27,195.42	\$0.00	X	
		Sweet Springs	\$0.00	\$0.00	\$0.00	\$11,769.00	\$0.00	X	
		JACKSON	Blue Springs	\$13,114.52	\$20,623.08	\$0.00	\$1,136,782.43	\$30,530.00	X
			Buckner	\$2,520.73	\$15,685.31	\$0.00	\$332,796.98	\$6,235.00	\$2,063.00
			Grain Valley	\$8,776.62	\$8,036.70	\$0.00	\$281,205.87	\$5,300.00	X
Grandview	\$4,718.72		\$550.00	\$0.00	\$1,228,384.48	\$16,903.00	X		
Greenwood	\$0.00		\$1,975.50	\$0.00	\$150,268.00	\$450.00	\$1,009.00		
Independence	\$0.00		\$11,571.50	\$10,540.00	\$4,411,877.10	\$136,596.00	\$0.00		
Jackson County	\$0.00		\$256,413.00	\$0.00	\$1,096,163.80	\$11,180.00	X		
Kansas City	\$17,458.85	\$1,135,343.03	\$0.00	\$16,014,885.43	\$0.00	\$0.00			
♣ Lake Lotawana	\$0.00	\$6,871.85	\$0.00	\$116,963.73	\$0.00	\$643.77			
Lake Tapawingo	\$850.50	\$4,440.50	\$0.00	\$170,843.77	\$0.00	X			
Lee's Summit	\$40,581.27	\$54,927.00	\$47,834.00	\$1,487,481.27	\$61,074.00	X			
Lone Jack	\$860.16	\$565.00	\$0.00	\$352,700.14	\$4,343.00	\$2,409.00			
Oak Grove	\$0.00	\$4,649.00	\$0.00	\$186,885.81	\$10,560.00	X			
Raytown	\$7,835.43	\$4,385.59	\$0.00	\$1,115,859.99	\$105,475.00	\$6,101.16			
* River Bend Village	\$796.25	\$3,410.50	\$0.00	\$10,177.50	\$0.00	X			
Sugar Creek	\$48,764.50	\$53,704.59	\$0.00	\$302,057.82	\$4,324.66	X			
17	CASS	Belton	\$0.00	\$22,245.00	\$0.00	\$891,827.50	\$26,470.00	X	
		Garden City	\$0.00	\$0.00	\$0.00	\$58,297.50	\$0.00	\$0.00	
		Harrisonville	\$0.00	\$90.00	\$0.00	\$242,934.60	\$0.00	X	
		Lake Winnebago	\$0.00	\$3,708.00	\$0.00	\$258,972.00	\$2,560.00	X	
		Peculiar	\$623.47	\$36.00	\$0.00	\$277,395.42	\$7,384.50	\$0.00	
		Pleasant Hill	\$2,242.22	\$9,295.50	\$0.00	\$154,262.62	\$0.00	X	
	JOHNSON	Raymore	\$3,014.20	\$7,041.00	\$0.00	\$373,300.22	\$12,310.00	X	
		Knob Noster	\$100.00	\$0.00	\$5.00	\$46,371.27	\$1,425.00	X	
		Warrensburg	\$0.00	\$4,905.00	\$0.00	\$343,201.00	\$5,099.00	X	
		PETTIS	Greenridge	\$0.00	\$0.00	\$0.00	\$1,310.00	\$0.00	\$0.00
La Monte	\$0.00		\$0.00	\$0.00	\$26,054.50	\$0.00	\$0.00		
♣ Sedalia	\$5,065.06		\$17,736.46	\$285.00	\$252,794.30	\$0.00	\$2,263.36		
Smithton	\$0.00		\$0.00	\$0.00	\$2,949.50	\$0.00	X		
19	COLE	Jefferson City	\$740.31	\$75,498.17	\$14,818.00	\$1,033,626.97	\$4,700.00	X	
		Russellville	\$0.00	\$0.00	\$0.00	\$0.00	\$0.00	\$0.00	
20	FRANKLIN	♣ Gerald	\$1,076.50	\$6,130.02	\$0.00	\$62,412.00	\$500.00	\$0.00	
		♣ New Haven	\$2,258.31	\$2,529.58	\$0.00	\$33,680.06	\$600.00	\$0.00	
		Pacific	\$5,014.95	\$0.00	\$591.50	\$143,774.45	\$1,450.00	\$0.00	
		♣ St. Clair	\$447.57	\$11,031.28	\$0.00	\$163,584.91	\$0.00	\$1,559.40	
		Sullivan	\$10,401.16	\$1,192.50	\$0.00	\$83,526.79	\$1,074.00	X	
		♣ Union	\$1,546.18	\$20,131.39	\$2,030.00	\$184,079.33	\$4,765.00	\$0.00	
	GASCONADE	Washington	\$1,659.28	\$39,838.25	\$557.50	\$263,416.44	\$5,700.00	X	
		Bland	\$0.00	\$0.00	\$0.00	\$34,430.36	\$0.00	X	
		Gasconade	\$0.00	\$0.00	\$0.00	\$0.00	\$0.00	\$0.00	
		Hermann	\$608.54	\$629.50	\$0.00	\$51,062.78	\$0.00	X	
		Owensville	\$1,015.44	\$283.00	\$0.00	\$32,169.76	\$0.00	X	
		Rosebud	\$0.00	\$0.00	\$0.00	\$7,022.65	\$0.00	\$0.00	
		21	ST. LOUIS COUNTY	Bailwin	\$2,254.50	\$9,240.02	\$0.00	\$926,795.94	\$19,780.00
♣ Bella Villa	\$5,849.16			\$32,268.57	\$0.00	\$422,889.23	\$12,933.00	\$0.00	
Bellefontaine Nghbrs	\$0.00			\$40,968.28	\$2,825.50	\$604,855.86	\$22,590.00	\$0.00	
Bellerive Acres	\$0.00			\$0.00	\$0.00	\$38,434.50	\$250.00	\$0.00	
Bel-Nor	\$0.00			\$25.00	\$2,293.00	\$66,134.00	\$886.00	X	
Bel-Ridge	\$130.10			\$2,001.27	\$0.00	\$354,773.00	\$53,137.00	\$0.00	
Berkeley	\$0.00			\$144,403.46	\$0.00	\$1,206,803.09	\$36,132.00	\$0.00	
Beverly Hills	\$0.00			\$0.00	\$0.00	\$219,308.95	\$0.00	\$0.00	
Black Jack	\$0.00			\$21,802.00	\$9,086.00	\$133,696.42	\$0.00	X	
Breckenridge	\$1,500.00			\$28,278.00	\$2,662.00	\$534,620.02	\$35,920.00	\$3,880.00	
Brentwood	\$0.00			\$39,683.00	\$1,645.00	\$446,063.25	\$8,615.00	\$0.00	
Bridgeton	\$6,497.08			\$26,744.39	\$1,545.00	\$348,299.61	\$19,965.00	\$0.00	
Calverton Park	\$0.00			\$1,232.50	\$385.00	\$321,048.37	\$0.00	X	
♣ Charlack	\$1,552.73			\$28,342.48	\$0.00	\$433,753.46	\$0.00	\$3,639.61	
Chesterfield	\$0.00			\$9,540.00	\$1,100.00	\$1,278,601.83	\$35,095.00	\$0.00	
Clarkson Valley	\$0.00			\$4,130.25	\$0.00	\$198,570.38	\$4,925.00	\$0.00	
Clayton	\$0.00			\$3,952.76	\$455,613.82	\$1,113,318.40	\$19,200.00	X	
Cool Valley	\$0.00			\$8,191.50	\$1,324.00	\$241,249.25	\$16,420.50	\$0.00	
♠ Country Club Hills	\$170.00			\$7,608.37	\$0.00	\$162,364.34	\$0.00	\$1,724.61	
Crestwood	\$1.00			\$1,341.89	\$1,133.50	\$222,327.55	\$6,990.00	X	
Creve Coeur	\$0.00			\$18,716.00	\$10,946.84	\$2,010,389.11	\$19,410.00	X	
Dellwood	\$1,277.43			\$21,735.00	\$2,804.50	\$287,200.75	\$51,632.00	X	
Des Peres	\$0.00			\$12,313.50	\$1,744.50	\$365,180.50	\$9,709.00	X	
Edmundson	\$0.00			\$3,627.24	\$825.00	\$477,843.78	\$7,270.00	X	
Ellisville	\$4,303.83			\$659.71	\$0.00	\$700,246.30	\$6,580.00	\$0.00	
Eureka	\$4,353.05			\$22,203.96	\$0.00	\$226,636.24	\$7,100.00	X	
Fenton	\$0.00			\$13,776.00	\$4,869.50	\$448,726.00	\$16,200.00	X	
Ferguson	\$967.00			\$99,262.50	\$29,101.50	\$1,744,770.99	\$154,220.00	X	
Flordell Hills	\$0.00			\$1,042.90	\$2,716.00	\$155,830.74	\$8,040.00	X	
Florissant	\$0.00			\$9,579.10	\$0.00	\$2,331,238.23	\$289,977.25	\$0.00	
Frontenac	\$812.00			\$29,168.00	\$0.00	\$608,428.22	\$10,775.00	\$0.00	
Glendale	\$0.00			\$4,159.12	\$4,650.00	\$143,093.20	\$1,975.00	X	
Grantwood	\$0.00			\$0.00	\$0.00	\$14,490.00	\$0.00	\$0.00	
Greendale	\$35.00			\$60.00	\$557.50	\$23,903.60	\$1,400.00	\$0.00	

# Went live on JIS during FY12

♠ Went off JIS during FY12

♣ On JIS for entire FY

▲ Currently inactive

\* Started reporting during FY12

\*\* Cases now heard in associate/circuit court

# Table 94

## Municipal Division, FY 2012

### Net Collections

Circuit	County	Municipality	Fines	Clerk/Court Fee (costs)	POST Fund Surcharge	CVC Fund Surcharge	LET Fund Surcharge	Dom Violence Shelter Surcharge	Inmate Security Fund Surcharge
21	ST. LOUIS COUNTY	Hanley Hills	\$39,127.38	\$9,521.70	\$792.00	\$6,020.00	\$1,604.40	\$0.00	\$0.00
		Hazelwood	\$1,228,068.45	\$141,193.94	\$11,764.00	\$88,125.00	\$23,482.50	\$23,456.50	\$21,778.00
		Hillsdale	\$252,159.87	\$22,483.50	\$967.50	\$12,532.50	\$0.00	\$0.00	\$0.00
		Jennings	\$433,139.32	\$55,126.00	\$3,497.50	\$25,050.68	\$6,986.50	\$6,991.50	\$0.00
		Kinloch	\$53,441.00	\$7,297.00	\$581.00	\$4,377.50	\$1,161.50	\$0.00	\$0.00
		Kirkwood	\$494,854.34	\$49,551.50	\$4,127.00	\$29,432.64	\$8,254.87	\$8,253.37	\$6,882.00
		Ladue	\$376,949.23	\$35,385.00	\$2,948.00	\$22,110.00	\$5,896.00	\$5,890.00	\$3,626.00
		Lakeshire	\$15,722.05	\$4,972.50	\$265.00	\$1,889.45	\$0.00	\$0.00	\$0.00
		Manchester	\$294,658.12	\$32,694.38	\$2,723.98	\$20,437.23	\$5,449.96	\$5,449.95	\$0.00
		Maplewood	\$753,766.82	\$97,778.66	\$16,280.13	\$61,046.37	\$8,134.37	\$16,269.87	\$16,169.00
		Marlborough	\$92,621.50	\$11,256.00	\$839.00	\$6,282.50	\$1,670.00	\$1,470.00	\$0.00
		Maryland Heights	\$1,706,945.85	\$161,922.50	\$13,485.00	\$101,158.00	\$26,980.00	\$26,972.50	\$0.00
		Moline Acres	\$467,900.06	\$59,083.53	\$5,110.66	\$38,204.63	\$7,888.00	\$5,410.00	\$0.00
		Normandy	\$573,600.19	\$44,358.00	\$3,670.50	\$27,634.00	\$7,387.00	\$7,381.50	\$6,770.00
		Northwoods	\$442,577.58	\$43,920.00	\$3,660.00	\$27,450.00	\$7,320.00	\$0.00	\$6,018.00
		Oakland	\$86,849.50	\$9,115.00	\$706.00	\$5,029.78	\$1,412.00	\$1,412.00	\$0.00
		Olivette	\$255,399.18	\$35,376.00	\$2,948.00	\$21,019.24	\$5,896.00	\$0.00	\$0.00
		Overland	\$398,127.02	\$47,534.50	\$7,914.50	\$29,705.50	\$0.00	\$0.00	\$0.00
		Pagedale	\$182,147.52	\$35,601.25	\$2,837.00	\$21,675.17	\$5,689.00	\$0.00	\$0.00
		Pasadena Hills	\$985.00	\$98.00	\$0.00	\$49.91	\$0.00	\$0.00	\$0.00
		Pine Lawn	\$1,321,538.75	\$129,736.00	\$11,792.50	\$88,397.25	\$23,584.50	\$23,568.00	\$0.00
		Richmond Heights	\$542,328.03	\$79,781.46	\$6,636.37	\$49,822.06	\$13,288.37	\$13,267.98	\$11,514.95
		Riverview	\$106,527.81	\$17,268.92	\$1,398.00	\$11,451.71	\$2,985.57	\$0.00	\$0.00
		Rock Hill	\$416,752.24	\$53,918.51	\$4,492.00	\$33,720.00	\$8,986.00	\$0.00	\$0.00
		Shrewsbury	\$207,325.00	\$30,259.34	\$2,541.85	\$19,158.23	\$5,099.66	\$5,056.90	\$5,074.00
		St. Ann	\$2,191,266.75	\$182,691.38	\$15,205.62	\$114,076.11	\$30,396.73	\$15,203.11	\$30,261.00
		▲ St. George	\$0.00	\$0.00	\$0.00	\$0.00	\$0.00	\$0.00	\$0.00
		St. John	\$778,291.29	\$80,661.06	\$6,727.00	\$50,903.75	\$13,454.00	\$13,442.67	\$0.00
		St. Louis County	\$3,767,627.59	\$1,702,481.59	\$45,956.58	\$344,577.11	\$91,865.66	\$92,049.67	\$91,657.22
		Sunset Hills	\$350,398.71	\$38,140.50	\$3,179.00	\$22,668.27	\$6,364.00	\$6,360.00	\$0.00
		Sycamore Hills	\$24,037.75	\$2,724.00	\$227.00	\$1,684.50	\$454.00	\$454.00	\$0.00
		Town & Country	\$1,228,062.09	\$113,436.26	\$8,108.00	\$60,797.02	\$16,200.50	\$16,183.51	\$0.00
		University City	\$516,217.75	\$79,199.50	\$6,556.50	\$49,503.00	\$13,197.00	\$13,197.50	\$0.00
		Uplands Park	\$137,631.16	\$13,648.87	\$1,140.00	\$8,562.50	\$2,279.50	\$0.00	\$0.00
		Valley Park	\$175,493.96	\$27,298.00	\$0.00	\$17,074.00	\$4,550.50	\$2,275.00	\$4,163.00
		Velda City	\$255,641.15	\$38,660.51	\$3,171.40	\$24,016.72	\$0.00	\$0.00	\$0.00
		Velda Village Hills	\$35,204.20	\$5,350.91	\$431.50	\$3,267.16	\$861.15	\$0.00	\$0.00
		Vinita Park	\$193,439.83	\$22,412.75	\$1,863.00	\$13,997.75	\$3,737.17	\$3,713.00	\$3,215.00
		Vinita Terrace	\$111,745.00	\$12,854.67	\$1,753.00	\$7,025.50	\$2,084.00	\$72.00	\$892.66
		Warson Woods	\$47,083.00	\$8,124.00	\$677.00	\$5,077.50	\$1,354.00	\$0.00	\$0.00
		Webster Grooves	\$737,000.60	\$90,342.00	\$7,538.00	\$56,471.60	\$15,049.00	\$15,030.50	\$15,044.06
		Wellston	\$250,334.36	\$41,398.84	\$2,954.65	\$26,589.37	\$5,904.63	\$5,708.82	\$0.00
		Wildwood	\$520,947.15	\$74,820.06	\$6,235.01	\$46,761.43	\$12,464.00	\$12,467.99	\$12,448.01
		Winchester	\$19,651.50	\$3,072.00	\$256.00	\$1,920.00	\$512.00	\$512.00	\$0.00
		Woodson Terrace	\$113,652.00	\$12,267.50	\$1,013.00	\$6,456.00	\$1,720.00	\$0.00	\$0.00
22	CITY OF ST. LOUIS	City of St. Louis	\$6,757,472.16	\$1,432,405.50	\$44,824.00	\$336,624.00	\$88,902.50	\$45,009.50	\$54,445.55
23	JEFFERSON	Arnold	\$812,902.90	\$113,382.50	\$25,722.50	\$64,329.00	\$0.00	\$8,574.00	\$0.00
		Byrnes Mill	\$240,608.57	\$26,515.00	\$2,208.00	\$16,545.00	\$4,412.00	\$4,416.00	\$0.00
		Crystal City	\$228,097.75	\$21,692.00	\$0.00	\$14,788.50	\$5,919.00	\$0.00	\$0.00
		DeSoto	\$184,052.48	\$14,185.00	\$1,178.00	\$8,785.50	\$2,358.50	\$2,362.50	\$0.00
		Festus	\$740,174.73	\$58,378.50	\$5,307.00	\$39,802.50	\$10,614.00	\$10,679.00	\$0.00
		Herculaneum	\$124,061.00	\$11,632.50	\$884.00	\$8,527.50	\$1,768.00	\$1,146.00	\$0.00
		Hillsboro	\$116,475.50	\$13,309.00	\$972.00	\$7,260.00	\$1,936.00	\$1,104.00	\$0.00
		Jefferson County	\$1,686,344.12	\$171,288.92	\$14,455.28	\$108,449.39	\$28,628.22	\$28,907.86	\$0.00
		Kimmswick	\$0.00	\$0.00	\$0.00	\$0.00	\$0.00	\$0.00	\$0.00
		Pevely	\$244,210.79	\$19,493.00	\$1,770.00	\$13,272.50	\$3,542.00	\$0.00	\$0.00
24	MADISON	Fredericktown	\$75,739.59	\$8,145.00	\$727.00	\$5,437.50	\$1,460.00	\$1,450.00	\$1,448.00
		Bismarck	\$49,474.72	\$1,740.00	\$268.00	\$1,087.50	\$167.00	\$0.00	\$0.00
		Bonne Terre	\$182,616.47	\$9,505.00	\$861.01	\$6,495.40	\$1,706.70	\$0.00	\$609.45
		Desloge	\$237,105.13	\$8,633.00	\$786.00	\$5,897.50	\$1,573.00	\$1,570.50	\$917.50
		Farmington	\$393,736.30	\$24,969.50	\$3,614.00	\$15,588.00	\$2,608.00	\$2,084.00	\$2,913.50
		Iron Mountain Lake	\$622.50	\$0.00	\$32.00	\$0.00	\$0.00	\$0.00	\$0.00
		Leadington	\$210,891.06	\$15,102.17	\$3,932.34	\$9,823.42	\$0.00	\$2,638.72	\$0.00
		Leadwood	\$90,409.00	\$4,961.00	\$451.00	\$3,382.50	\$902.00	\$887.00	\$724.00
		Park Hills	\$233,519.42	\$14,440.16	\$1,207.00	\$8,614.16	\$2,414.00	\$1,211.00	\$1,884.00
	STE. GENEVIEVE	St. Mary	\$3,515.87	\$463.50	\$39.00	\$302.13	\$78.50	\$79.50	\$0.00
		Ste. Genevieve	\$68,554.50	\$8,148.00	\$2,037.00	\$5,092.50	\$0.00	\$679.00	\$0.00
	WASHINGTON	Potosi	\$69,850.82	\$6,996.00	\$1,272.50	\$4,537.43	\$636.00	\$1,266.50	\$1,162.00
25	MARIES PHELPS	Belle	\$57,292.41	\$4,440.00	\$370.00	\$2,638.10	\$740.00	\$0.00	\$0.00
		Newburg	\$13,348.87	\$2,081.11	\$127.00	\$938.47	\$0.00	\$0.00	\$0.00
		◆ Rolia	\$122,538.50	\$14,490.72	\$1,206.72	\$9,036.44	\$2,393.50	\$2,264.50	\$0.00
		St. James	\$116,093.33	\$9,427.00	\$857.00	\$6,182.00	\$1,714.00	\$0.00	\$0.00
	PULASKI	Crocker	\$17,786.50	\$1,524.00	\$127.00	\$950.00	\$254.00	\$0.00	\$0.00
		Dixon	\$13,799.50	\$785.00	\$70.00	\$527.50	\$140.00	\$0.00	\$0.00
		◆ Richland	\$16,737.11	\$1,879.60	\$170.87	\$1,281.52	\$342.00	\$0.00	\$0.00
		St. Robert	\$199,404.08	\$15,613.00	\$1,327.24	\$9,830.94	\$2,610.00	\$2,656.50	\$0.00
	TEXAS	Waynesville	\$192,485.00	\$28,994.50	\$2,416.00	\$18,122.50	\$4,834.00	\$4,832.00	\$0.00
		Cabool	\$15,804.00	\$2,244.00	\$208.00	\$1,560.00	\$416.00	\$0.00	\$0.00
		Houston	\$28,737.81	\$3,977.50	\$335.00	\$2,400.68	\$673.50	\$0.00	\$0.00
		Licking	\$24,252.25	\$4,104.00	\$333.00	\$2,505.00	\$665.50	\$0.00	\$0.00
		Summersville	\$10,395.50	\$669.00	\$484.00	\$202.40	\$0.00	\$0.00	\$0.00
26	CAMDEN	Camdenton	\$68,972.99	\$13,362.19	\$603.07	\$4,510.45	\$1,206.10	\$1,204.00	\$0.00
		◆ Linn Creek	\$72,903.23	\$4,502.88	\$408.73	\$3,072.96	\$818.00	\$818.00	\$0.00
		Osage Beach	\$161,768.00	\$14,533.74	\$2,420.00	\$9,089.76	\$1,212.00	\$0.00	\$0.00
		◆ Sunrise Beach	\$68,484.18	\$7,337.68	\$611.48	\$4,586.03	\$1,220.00	\$0.00	\$0.00
		Village of Four Seasons	\$25,163.50	\$1,776.00	\$148.00	\$1,110.00	\$0.00	\$0.00	\$0.00
	LACLEDE MILLER	◆ Lebanon	\$182,155.51	\$16,972.38	\$1,415.98	\$10,616.21	\$2,624.00	\$2,617.00	\$0.00
		◆ Eldon	\$21,289.34	\$2,871.49	\$239.79	\$1,794.66	\$482.00	\$0.00	\$0.00
		◆ Iberia	\$3,740.40	\$538.00	\$45.00	\$337.50	\$88.00	\$0.00	\$0.00
	MONITEAU	Lake Ozark	\$185,099.20	\$16,923.60	\$1,396.89	\$10,481.89	\$2,822.00	\$2,799.79	\$0.00
		California	\$36,560.00	\$2,709.03	\$219.00	\$1,411.74	\$545.73	\$442.00	\$0.00
		Clarksburg	\$205.50	\$24.50	\$20.00	\$35.65	\$5.00	\$10.00	\$0.00
		Jamestown	\$8,529.00	\$948.00	\$79.00	\$592.50	\$158.00	\$158.00	\$0.00
	MORGAN	Tipton	\$14,669.74	\$1,452.00	\$226.60	\$45.98	\$0.00	\$0.00	\$0.00
		Laurie	\$21,961.50	\$1,608.00	\$134.00	\$1,005.00	\$268.00	\$0.00	\$0.00
		Stover	\$17,852.00	\$1,750.98	\$156.00	\$934.03	\$423.99	\$46.00	\$0.00
		Versailles	\$25,613.51	\$3,065.50	\$254.00	\$1,905.00	\$508.00	\$0.00	\$0.00

# Went live on JIS during FY12  
 ‡ Went off JIS during FY12  
 ◆ On JIS for entire FY  
 ▲ Currently inactive  
 \* Started reporting during FY12  
 \*\* Cases now heard in associate/circuit court

# Table 94

## Municipal Division, FY 2012

### Net Collections

Circuit	County	Municipality	Restitution	Other	Revenue Recd for Parking Tickets	Total Net Collections (does NOT include bond forfeitures not used for costs/fines)	Total bond forfeitures NOT used for costs/fines	Total retained for Judicial Education Fund (JEF)
21	ST. LOUIS COUNTY	Hanley Hills	\$0.00	\$22,150.73	\$446.00	\$79,662.21	\$5,050.00	\$927.00
		Hazelwood	\$0.00	\$168,462.29	\$0.00	\$1,706,330.68	\$63,411.00	\$0.00
		* Hillsdale	\$0.00	\$0.00	\$361.00	\$288,504.37	\$0.00	\$0.00
		Jennings	\$0.00	\$83,802.50	\$2,011.50	\$616,605.50	\$30,950.00	\$4,553.50
		Kinloch	\$0.00	\$0.00	\$0.00	\$66,858.00	\$11,864.00	\$0.00
		Kirkwood	\$0.00	\$114,754.17	\$24,775.50	\$740,885.39	\$36,530.00	\$0.00
		Ladue	\$0.00	\$53,628.42	\$0.00	\$506,432.65	\$16,760.00	X
		Lakeshire	\$0.00	\$0.00	\$0.00	\$22,849.00	\$0.00	X
		Manchester	\$454.68	\$11,462.86	\$0.00	\$373,331.16	\$14,295.00	X
		Maplewood	\$0.00	\$13,100.84	\$13,710.50	\$996,256.56	\$51,860.00	X
		Marlborough	\$1,560.00	\$31,015.00	\$1,124.00	\$147,838.00	\$0.00	X
		Maryland Heights	\$2,860.38	\$103,248.78	\$13,620.00	\$2,157,193.01	\$86,899.00	\$0.00
		Moline Acres	\$286.00	\$10,122.50	\$9,875.00	\$603,880.38	\$29,758.00	X
		Normandy	\$250.00	\$374.50	\$0.00	\$671,425.69	\$9,100.00	X
		Northwoods	\$250.00	\$1,140.00	\$5,571.50	\$537,907.08	\$43,487.00	X
		Oakland	\$0.00	\$261.22	\$0.00	\$104,785.50	\$0.00	X
		Olivette	\$1,345.80	\$4,540.03	\$0.00	\$326,524.25	\$9,762.00	\$0.00
		Overland	\$0.00	\$38,303.60	\$4,464.00	\$526,049.12	\$40,745.00	X
		Pagedale	\$0.00	\$20,118.34	\$486.25	\$268,554.53	\$34,292.00	\$0.00
		Pasadena Hills	\$0.00	\$0.00	\$0.00	\$1,132.91	\$0.00	\$0.00
		Pine Lawn	\$0.00	\$22,918.50	\$3,483.00	\$1,625,018.50	\$214,982.56	\$11,781.25
		Richmond Heights	\$100.00	\$5,861.98	\$7,736.00	\$730,337.20	\$23,320.00	\$6,667.00
		Riverview	\$303.00	\$5,950.00	\$0.00	\$145,885.01	\$11,220.00	X
		Rock Hill	\$654.25	\$20,760.92	\$980.02	\$540,263.94	\$4,710.00	\$0.00
		Shrewsbury	\$0.00	\$29,309.72	\$0.00	\$303,824.70	\$2,580.00	X
		St. Ann	\$672.00	\$37,392.72	\$1,191.00	\$2,618,356.42	\$159,295.00	\$8,902.00
		▲ St. George	\$0.00	\$0.00	\$0.00	\$0.00	\$0.00	\$0.00
		St. John	\$0.00	\$1,500.00	\$50.00	\$945,029.77	\$117,609.91	X
		St. Louis County	\$0.00	\$927,373.44	\$22,535.00	\$7,086,123.86	\$0.00	\$229,285.55
		Sunset Hills	\$0.00	\$28,416.99	\$0.00	\$455,527.47	\$0.00	\$0.00
		Sycamore Hills	\$0.00	\$0.00	\$0.00	\$29,581.25	\$1,685.00	X
		Town & Country	\$6,141.00	\$85,187.67	\$0.00	\$1,534,116.05	\$75,785.00	X
		University City	\$3,704.35	\$64,082.16	\$6,000.00	\$751,697.78	\$24,561.50	\$0.00
		Uplands Park	\$0.00	\$4,345.00	\$0.00	\$167,607.03	\$4,630.00	\$0.00
		Valley Park	\$0.00	\$9,510.50	\$0.00	\$240,364.96	\$1,550.00	X
		Velda City	\$0.00	\$31,755.23	\$0.00	\$353,245.01	\$0.00	\$0.00
		Velda Village Hills	\$0.00	\$3,142.16	\$0.00	\$48,257.08	\$10,005.00	X
		Vinita Park	\$0.00	\$1,906.04	\$0.00	\$244,284.54	\$3,805.00	\$0.00
		Vinita Terrace	\$0.00	\$11,910.00	\$60.00	\$148,396.83	\$4,320.00	X
		Warson Woods	\$0.00	\$1,020.00	\$255.00	\$63,590.50	\$0.00	X
		Webster Grooves	\$0.00	\$0.00	\$0.00	\$936,475.76	\$6,280.00	X
		Wellston	\$0.00	\$14,975.00	\$0.00	\$347,865.67	\$18,745.00	\$0.00
		Wildwood	\$0.00	\$14,553.00	\$551.50	\$701,248.15	\$11,900.00	X
		Winchester	\$0.00	\$1,010.00	\$0.00	\$26,933.50	\$100.00	\$0.00
		Woodson Terrace	\$0.00	\$27,359.15	\$0.00	\$162,467.65	\$3,605.00	X
22	CITY OF ST. LOUIS	City of St. Louis	\$1.00	\$918,924.78	\$0.00	\$9,678,608.99	\$279,460.00	\$0.00
23	JEFFERSON	Arnold	\$1,228.55	\$11,384.06	\$0.00	\$1,037,523.51	\$28,920.50	\$0.00
		Byrnes Mill	\$0.00	\$32,885.33	\$0.00	\$327,589.90	\$850.00	\$0.00
		Crystal City	\$1,138.00	\$9,591.00	\$1,215.50	\$282,441.75	\$5,531.00	\$1,974.00
		DeSoto	\$2,727.16	\$1,090.00	\$130.00	\$216,869.14	\$0.00	\$1,149.00
		Festus	\$0.00	\$11,784.00	\$1,602.50	\$878,342.23	\$0.00	\$5,307.00
		Herculaneum	\$108.11	\$37,151.00	\$1,008.01	\$186,286.12	\$1,700.00	\$884.00
		Hillsboro	\$39.50	\$4,798.88	\$1,596.00	\$147,490.88	\$0.00	\$1,080.00
		Jefferson County	\$0.00	\$1,117,779.68	\$0.00	\$3,155,853.47	\$92,735.50	\$0.00
		Kimmswick	\$0.00	\$0.00	\$0.00	\$0.00	\$0.00	\$0.00
		Pevley	\$930.00	\$4,519.00	\$535.09	\$288,272.38	\$12,172.50	\$1,759.00
24	MADISON ST. FRANCOIS	Fredericktown	\$2,188.00	\$4,434.50	\$250.00	\$101,279.59	\$1,150.00	\$723.00
		Bismarck	\$2,417.50	\$0.00	\$0.00	\$55,154.72	\$1,383.75	X
		Bonne Terre	\$4,815.08	\$10,685.34	\$75.00	\$217,369.45	\$0.00	\$887.85
		Desloge	\$355.01	\$13,035.01	\$950.00	\$270,822.65	\$0.00	\$789.00
		Farmington	\$0.00	\$1,330.00	\$0.00	\$446,843.30	\$0.00	X
		Iron Mountain Lake	\$0.00	\$0.00	\$0.00	\$654.50	\$201.00	X
		Leadenton	\$2,533.00	\$10,078.95	\$0.00	\$254,999.66	\$1,750.00	\$1,320.12
		Leadwood	\$0.00	\$35,730.50	\$0.00	\$137,447.00	\$1,375.00	\$451.00
		Park Hills	\$15,904.85	\$1,478.34	\$0.00	\$280,672.93	\$0.00	X
		St. Mary	\$154.50	\$45.00	\$0.00	\$4,678.00	\$0.00	X
	STE. GENEVIEVE	Ste. Genevieve	\$0.00	\$0.00	\$220.00	\$84,731.00	\$0.00	\$0.00
		Potosi	\$0.00	\$0.00	\$0.00	\$85,721.25	\$0.00	\$637.00
25	MARIES PHELPS	Belle	\$0.00	\$0.00	\$0.00	\$65,480.51	\$0.00	X
		Newburg	\$0.00	\$0.00	\$0.00	\$16,495.45	\$1,000.00	\$0.00
	PULASKI	Rolla	\$1,003.50	\$18,057.12	\$21,795.00	\$192,786.00	\$880.00	\$0.00
		St. James	\$50.00	\$11,650.00	\$0.00	\$145,973.33	\$175.00	X
		Crocker	\$0.00	\$0.00	\$0.00	\$20,641.50	\$0.00	X
		Dixon	\$430.00	\$410.00	\$0.00	\$16,162.00	\$0.00	\$70.00
		◆ Richland	\$639.98	\$2,075.43	\$0.00	\$23,126.51	\$0.00	\$170.88
	TEXAS	St. Robert	\$1,263.64	\$12,106.01	\$150.00	\$244,961.41	\$0.00	X
		Waynesville	\$2,096.57	\$5,683.00	\$0.00	\$259,463.57	\$0.00	X
		Cabool	\$0.00	\$137.50	\$0.00	\$20,369.50	\$0.00	\$208.00
		Houston	\$0.00	\$2,335.82	\$0.00	\$38,460.31	\$0.00	X
		Licking	\$722.92	\$2,075.50	\$0.00	\$34,658.17	\$0.00	X
		Summersville	\$0.00	\$0.00	\$0.00	\$11,750.90	\$0.00	\$70.00
26	CAMDEN	Camdenton	\$0.00	\$1,481.41	\$0.00	\$91,340.21	\$0.00	X
		Linn Creek	\$0.00	\$2,343.09	\$0.00	\$84,866.89	\$0.00	\$409.34
		Osage Beach	\$577.00	\$0.00	\$0.00	\$189,600.50	\$4,000.00	X
		◆ Sunrise Beach	\$0.00	\$4,273.31	\$0.00	\$86,512.68	\$400.00	\$0.00
		Village of Four Seasons	\$0.00	\$0.00	\$0.00	\$28,197.50	\$0.00	X
	LACLEDE MILLER	◆ Lebanon	\$0.00	\$79,971.61	\$540.00	\$296,912.69	\$0.00	\$0.00
		◆ Eldon	\$763.44	\$1,949.06	\$0.00	\$29,389.78	\$219.00	\$0.00
		◆ Iberia	\$650.00	\$315.00	\$0.00	\$5,713.90	\$520.50	\$0.00
	MONITEAU	Lake Ozark	\$566.84	\$15,517.77	\$0.00	\$235,607.98	\$50.50	X
		California	\$0.00	\$570.00	\$0.00	\$42,057.50	\$0.00	X
		Clarksburg	\$150.00	\$0.00	\$0.00	\$450.65	\$0.00	\$0.00
		Jamestown	\$0.00	\$0.00	\$0.00	\$10,464.50	\$0.00	\$0.00
	MORGAN	Tipton	\$920.01	\$784.30	\$0.00	\$18,098.63	\$0.00	X
		Laurie	\$1,351.07	\$0.13	\$0.00	\$26,327.70	\$1,044.16	X
		Stover	\$235.00	\$0.07	\$0.00	\$21,398.07	\$0.00	\$154.00
		Versailles	\$484.99	\$0.00	\$0.00	\$31,831.00	\$0.00	X

# Went live on JIS during FY12  
 ‡ Went off JIS during FY12  
 ◆ On JIS for entire FY  
 ▲ Currently inactive  
 \* Started reporting during FY12  
 \*\* Cases now heard in associate/circuit court

# Table 94

## Municipal Division, FY 2012

### Net Collections

Circuit	County	Municipality	Fines	Clerk/Court Fee (costs)	POST Fund Surcharge	CVC Fund Surcharge	LET Fund Surcharge	Dom Violence Shelter Surcharge	Inmate Security Fund Surcharge
27	BATES	Adrian	\$18,054.50	\$1,260.86	\$300.00	\$1,069.50	\$136.00	\$0.00	\$0.00
		Butler	\$79,399.57	\$10,406.25	\$744.00	\$5,575.00	\$0.00	\$0.00	\$0.00
		Rich Hill	\$14,466.91	\$1,560.00	\$130.00	\$926.90	\$0.00	\$260.00	\$58.00
	HENRY	Clinton	\$120,533.82	\$15,406.89	\$2,788.92	\$515.17	\$1,371.11	\$2,759.00	\$0.00
28	BARTON	Lamar	\$45,114.88	\$4,884.00	\$403.00	\$3,022.50	\$810.00	\$0.00	\$0.00
	CEDAR	El Dorado Springs	\$40,523.50	\$5,136.00	\$428.00	\$3,210.00	\$856.00	\$0.00	\$0.00
	DADE	Greenfield	\$7,135.83	\$1,148.00	\$82.00	\$611.67	\$0.00	\$0.00	\$0.00
	VERNON	Nevada	\$134,858.94	\$21,582.00	\$1,961.00	\$14,715.00	\$3,924.00	\$3,924.00	\$0.00
29	JASPER	Carl Junction	\$52,327.62	\$10,120.98	\$834.24	\$5,948.14	\$1,668.48	\$1,668.48	\$0.00
		Cartersville	\$82,732.96	\$10,703.00	\$973.00	\$7,297.50	\$1,946.00	\$0.00	\$0.00
		Carthage	\$250,749.35	\$24,869.79	\$2,422.38	\$18,168.44	\$4,844.75	\$2,423.38	\$4,828.82
		Duenweg	\$10,240.00	\$2,717.00	\$293.00	\$1,718.00	\$0.00	\$0.00	\$0.00
		Duquesne	\$189,545.00	\$21,754.50	\$1,815.00	\$12,928.80	\$3,635.00	\$0.00	\$0.00
		Joplin	\$1,764,509.07	\$141,586.67	\$12,824.14	\$96,534.37	\$25,641.51	\$25,643.51	\$25,572.74
		♣ Oronogo	\$44,472.63	\$3,414.01	\$310.78	\$2,330.87	\$0.00	\$0.00	\$0.00
		Webb City	\$282,306.00	\$23,747.50	\$1,876.00	\$14,065.50	\$3,756.00	\$1,876.00	\$2,995.50
30	BENTON	Cole Camp	\$6,348.00	\$672.00	\$58.00	\$413.54	\$116.00	\$116.00	\$0.00
		Lincoln	\$5,188.50	\$708.00	\$59.00	\$420.67	\$118.00	\$118.00	\$0.00
		♣ Warsaw	\$23,487.84	\$2,033.70	\$184.38	\$1,382.86	\$0.00	\$359.00	\$0.00
		Urbana	\$28,476.75	\$2,884.50	\$241.00	\$1,807.50	\$482.00	\$0.00	\$0.00
	DALLAS POLK	Bolivar	\$131,518.03	\$13,734.50	\$2,282.00	\$8,575.50	\$1,142.00	\$2,227.00	\$2,233.50
		Fair Play	\$8,563.00	\$852.00	\$71.00	\$532.50	\$142.00	\$0.00	\$0.00
	WEBSTER	Humansville	\$23,185.72	\$2,076.00	\$173.00	\$1,296.00	\$348.00	\$0.00	\$0.00
		Pleasant Hope	\$7,647.25	\$876.00	\$73.00	\$547.50	\$146.00	\$0.00	\$0.00
		Fordland	\$74,789.25	\$8,877.00	\$1,614.00	\$5,580.00	\$807.00	\$0.00	\$0.00
		♣ Marshfield	\$26,808.20	\$4,115.80	\$375.63	\$2,808.98	\$0.00	\$755.50	\$0.00
		♣ Rogersville	\$54,703.50	\$6,060.23	\$551.74	\$4,135.71	\$0.00	\$0.00	\$0.00
		Seymour	\$31,912.42	\$4,054.50	\$338.50	\$2,561.00	\$691.99	\$0.00	\$0.00
	31	GREENE	Ash Grove	\$8,122.50	\$1,848.00	\$160.00	\$1,155.00	\$302.00	\$0.00
Battlefield			\$27,635.26	\$3,033.00	\$197.00	\$1,404.61	\$394.00	\$0.00	\$0.00
♣ Fair Grove			\$40,232.29	\$5,499.70	\$458.30	\$3,437.34	\$918.00	\$0.00	\$0.00
Republic			\$319,033.25	\$39,029.50	\$3,259.50	\$24,445.00	\$6,515.50	\$0.00	\$0.00
Springfield			\$1,406,180.23	\$298,014.38	\$24,711.50	\$185,531.10	\$49,461.50	\$49,399.50	\$3,698.50
Stratford			\$112,426.85	\$19,137.50	\$1,599.00	\$11,960.98	\$3,194.52	\$0.00	\$0.00
Walnut Grove			\$9,157.47	\$108.00	\$106.00	\$755.78	\$0.00	\$0.00	\$0.00
♣ Willard			\$60,612.18	\$6,701.10	\$598.28	\$4,487.11	\$1,200.00	\$0.00	\$0.00
32	BOLLINGER CAPE GIRARDEAU	Marble Hill	\$5,982.69	\$0.00	\$18.00	\$620.31	\$164.00	\$0.00	\$0.00
		Cape Girardeau	\$894,338.94	\$79,666.00	\$6,593.00	\$49,704.00	\$13,222.00	\$13,205.50	\$13,113.00
	PERRY	Jackson	\$89,054.50	\$11,480.00	\$956.50	\$7,180.00	\$1,912.00	\$1,911.50	\$1,903.50
		Perryville	\$68,030.85	\$5,906.98	\$510.91	\$3,676.70	\$1,021.82	\$1,020.00	\$985.83
33	MISSISSIPPI	Charleston	\$36,348.94	\$5,006.00	\$336.00	\$2,493.00	\$672.00	\$0.00	\$0.00
		East Prairie	\$39,008.15	\$5,274.00	\$350.00	\$2,468.85	\$700.00	\$0.00	\$0.00
	SCOTT	Benton	\$0.00	\$0.00	\$0.00	\$0.00	\$0.00	\$0.00	\$0.00
		Chaffee	\$11,341.83	\$1,422.45	\$109.00	\$776.97	\$229.00	\$0.00	\$0.00
		Miner	\$193,730.08	\$14,184.00	\$2,364.00	\$8,865.00	\$1,182.00	\$0.00	\$0.00
		Morley	\$62.50	\$12.37	\$1.00	\$7.13	\$0.00	\$0.00	\$0.00
		Scott City	\$196,134.75	\$14,304.00	\$1,192.00	\$8,939.50	\$2,384.00	\$2,384.00	\$64.00
		Sikeston	\$245,590.56	\$24,766.91	\$5,657.28	\$14,610.54	\$1,148.71	\$3,773.54	\$4,075.86
34	NEW MADRID	Canalou	\$1,125.85	\$132.00	\$11.00	\$80.85	\$22.00	\$0.00	\$0.00
		Gideon	\$9,870.75	\$696.00	\$58.00	\$435.00	\$612.00	\$0.00	\$0.00
		Howardville	\$30,107.10	\$3,984.00	\$332.00	\$2,367.16	\$664.00	\$0.00	\$0.00
		Lilbourn	\$5,725.00	\$504.00	\$0.00	\$345.00	\$0.00	\$0.00	\$0.00
		Marston	\$18,565.00	\$2,381.00	\$396.00	\$1,485.00	\$198.00	\$0.00	\$0.00
		Matthews	\$2,055.05	\$630.00	\$0.00	\$0.00	\$0.00	\$0.00	\$0.00
		♣ Morehouse	\$2,685.27	\$505.74	\$42.14	\$316.10	\$84.00	\$0.00	\$0.00
		♣ New Madrid	\$36,748.66	\$2,446.25	\$203.85	\$1,528.92	\$403.23	\$0.00	\$406.00
		Parma	\$29,992.59	\$1,798.00	\$152.00	\$1,140.00	\$342.00	\$0.00	\$0.00
		♣ Portageville	\$31,459.09	\$3,568.69	\$297.19	\$2,228.85	\$592.00	\$0.00	\$0.00
	PEMISCOT	Risco	\$3,480.02	\$564.00	\$47.00	\$335.11	\$105.75	\$0.00	\$0.00
		♣ Caruthersville	\$48,346.04	\$3,699.76	\$335.34	\$2,515.07	\$656.00	\$0.00	\$0.00
		▲ Cooter	\$547.50	\$75.00	\$6.00	\$42.78	\$0.00	\$0.00	\$0.00
		Hayti	\$116,500.50	\$6,385.50	\$799.00	\$5,970.00	\$4,783.00	\$0.00	\$0.00
		Hayti Heights	\$4,609.50	\$674.00	\$99.00	\$825.50	\$0.00	\$0.00	\$0.00
		Steele	\$6,725.00	\$0.00	\$157.00	\$1,121.26	\$314.00	\$0.00	\$0.00
		Wardell	\$6,968.54	\$967.50	\$49.00	\$349.37	\$0.00	\$0.00	\$0.00
35	DUNKLIN	Arbyrd	\$8,123.91	\$1,338.89	\$90.00	\$641.70	\$180.00	\$0.00	\$0.00
		Campbell	\$28,052.50	\$2,559.00	\$416.00	\$1,560.00	\$208.00	\$416.00	\$0.00
		Cardwell	\$6,461.63	\$1,020.00	\$85.00	\$608.18	\$170.00	\$0.00	\$0.00
		Clarkton	\$39,134.00	\$2,544.00	\$212.00	\$1,590.00	\$477.00	\$0.00	\$0.00
		Holcomb	\$19,091.00	\$2,424.00	\$202.00	\$1,510.96	\$606.00	\$404.00	\$0.00
		Hornersville	\$9,432.50	\$2,185.00	\$108.00	\$848.47	\$0.00	\$0.00	\$0.00
		♣ Kennett	\$92,585.00	\$13,153.79	\$1,096.49	\$8,227.38	\$2,153.00	\$0.00	\$0.00
		Malden	\$89,847.22	\$8,385.00	\$700.00	\$4,991.00	\$1,325.25	\$0.00	\$0.00
		Senath	\$11,614.39	\$1,680.00	\$134.00	\$1,011.00	\$269.23	\$0.00	\$0.00
		Advance	\$22,833.00	\$3,000.00	\$250.00	\$1,782.50	\$500.00	\$0.00	\$0.00
	STODDARD	Bernie	\$12,742.00	\$1,711.00	\$138.00	\$1,035.00	\$276.00	\$0.00	\$0.00
		Bloomfield	\$9,763.00	\$1,880.00	\$78.00	\$555.36	\$156.00	\$0.00	\$0.00
		Dexter	\$79,179.00	\$9,997.00	\$827.00	\$6,209.50	\$1,654.00	\$835.00	\$0.00
		Puxico	\$7,945.00	\$588.00	\$49.00	\$349.37	\$98.00	\$0.00	\$0.00
36	BUTLER	Poplar Bluff	\$294,296.55	\$35,176.80	\$3,188.12	\$23,886.29	\$6,406.84	\$6,416.40	\$6,379.38
37	HOWELL	Mountain View	\$56,038.29	\$4,819.50	\$403.00	\$3,022.50	\$806.00	\$804.00	\$0.00
		West Plains	\$161,827.68	\$17,619.89	\$1,471.00	\$11,072.23	\$2,933.94	\$2,947.70	\$0.00
		Willow Springs	\$36,696.44	\$3,400.50	\$288.00	\$2,158.50	\$0.00	\$564.00	\$0.00
OREGON	Thayer	\$58,597.60	\$4,901.95	\$442.49	\$3,318.50	\$886.00	\$870.00	\$0.00	
38	CHRISTIAN	♣ Billings	\$77,242.22	\$8,749.71	\$728.82	\$5,466.17	\$0.00	\$0.00	\$0.00
		♣ Clever	\$48,890.10	\$4,278.00	\$388.91	\$2,916.82	\$0.00	\$0.00	\$0.00
		Highlandville	\$18,314.00	\$1,632.00	\$136.00	\$1,020.00	\$272.00	\$0.00	\$0.00
		♣ Nixa	\$173,782.75	\$22,634.84	\$1,905.74	\$12,289.26	\$2,228.00	\$3,729.00	\$0.00
		Ozark	\$269,708.81	\$32,956.00	\$2,996.00	\$22,470.00	\$5,992.00	\$5,992.00	\$0.00
	TANEY	Sparta	\$15,409.87	\$1,978.00	\$267.00	\$1,157.50	\$206.00	\$294.00	\$0.00
		Branson	\$349,478.66	\$45,072.78	\$3,643.00	\$25,971.96	\$7,281.50	\$7,280.00	\$7,282.50
		Forsyth	\$19,212.00	\$2,460.00	\$205.00	\$1,537.50	\$410.00	\$0.00	\$0.00
		Hollister	\$110,585.99	\$10,613.00	\$884.00	\$6,622.50	\$1,767.00	\$884.00	\$0.00
		Merriam Woods	\$13,307.25	\$1,356.00	\$113.00	\$847.50	\$226.00	\$0.00	\$0.00
		Rockaway Beach	\$31,706.00	\$3,762.00	\$342.00	\$2,565.00	\$684.00	\$0.00	\$0.00
	BARRY	Butterfield	\$2,238.50	\$252.00	\$13.00	\$102.50	\$37.50	\$0.00	\$0.00
		♣ Cassville	\$74,468.31	\$8,922.44	\$731.78	\$5,530.90	\$1,458.50	\$0.00	\$0.00

# Table 94

## Municipal Division, FY 2012

### Net Collections

Circuit	County	Municipality	Restitution	Other	Revenue Recd for Parking Tickets	Total Net Collections (does NOT include bond forfeitures not used for costs/fines)	Total bond forfeitures NOT used for costs/fines	Total retained for Judicial Education Fund (JEF)
27	BATES	Adrian	\$0.00	\$0.00	\$0.00	\$20,820.86	\$0.00	X
		Butler	\$974.90	\$5,102.38	\$0.00	\$102,202.10	\$0.00	X
		Rich Hill	\$0.00	\$0.00	\$0.00	\$17,401.81	\$0.00	X
	HENRY	Clinton	\$3,744.78	\$650.16	\$0.00	\$147,769.85	\$1,900.00	\$719.06
28	BARTON	Lamar	\$728.21	\$2,825.64	\$0.00	\$57,788.23	\$0.00	X
	CEDAR	El Dorado Springs	\$0.00	\$0.00	\$0.00	\$50,153.50	\$1,480.00	X
	DADE	* Greenfield	\$0.00	\$0.00	\$0.00	\$8,977.50	\$0.00	X
	VERNON	Nevada	\$243.36	\$15,729.54	\$335.50	\$197,273.34	\$0.00	\$1,962.05
29	JASPER	Carl Junction	\$26,900.83	\$4,394.89	\$0.00	\$103,863.66	\$500.00	X
		Cartersville	\$2,746.99	\$4,603.00	\$0.00	\$111,002.45	\$0.00	\$872.00
		Carthage	\$152.00	\$7,208.71	\$0.00	\$315,667.62	\$6,131.72	X
		Duenweg	\$425.00	\$586.00	\$0.00	\$15,979.00	\$600.00	X
		Duquesne	\$250.00	\$18,013.70	\$0.00	\$247,942.00	\$3,246.50	X
		Joplin	\$19,298.53	\$329,760.31	\$5,615.00	\$2,446,985.85	\$41,573.00	\$12,871.87
		♣ Oronogo	\$752.73	\$6,487.47	\$0.00	\$57,768.49	\$1,000.00	\$310.37
		Webb City	\$0.00	\$9,799.00	\$0.00	\$340,421.50	\$0.00	\$1,749.00
30	BENTON	Cole Camp	\$0.00	\$0.00	\$0.00	\$7,723.54	\$250.00	\$58.00
		Lincoln	\$0.00	\$0.00	\$0.00	\$6,612.17	\$0.00	\$0.00
		♣ Warsaw	\$823.00	\$4,347.17	\$0.00	\$32,617.95	\$550.00	\$184.89
	DALLAS	Urbana	\$8.00	\$1,547.75	\$0.00	\$35,447.50	\$0.00	X
	POLK	Bolivar	\$936.98	\$12,546.00	\$1,859.00	\$177,054.51	\$6,311.00	X
		Fair Play	\$0.00	\$90.00	\$0.00	\$10,250.50	\$0.00	X
		Humansville	\$0.00	\$699.15	\$0.00	\$27,777.87	\$0.00	X
		Pleasant Hope	\$0.00	\$0.00	\$0.00	\$9,289.75	\$200.00	X
	WEBSTER	Fordland	\$0.00	\$817.00	\$0.00	\$92,484.25	\$0.00	\$0.00
		♣ Marshfield	\$727.60	\$3,462.20	\$0.00	\$39,053.91	\$0.00	\$374.19
		♣ Rogersville	\$300.00	\$5,157.35	\$0.00	\$70,908.53	\$0.00	\$550.97
		Seymour	\$105.00	\$0.00	\$0.00	\$39,663.41	\$0.00	X
31	GREENE	Ash Grove	\$168.00	\$300.00	\$0.00	\$12,055.50	\$0.00	X
		Battlefield	\$0.00	\$910.00	\$0.00	\$33,573.87	\$0.00	\$197.00
		♣ Fair Grove	\$45.50	\$3,429.56	\$0.00	\$54,020.69	\$0.00	\$0.00
		Republic	\$648.73	\$8,419.26	\$602.50	\$401,953.24	\$0.00	X
		Springfield	\$0.00	\$484,687.77	\$132,307.50	\$2,633,991.48	\$25,300.00	X
		Stratford	\$1,767.99	\$13,352.50	\$50.00	\$163,489.34	\$0.00	X
		Walnut Grove	\$0.00	\$63.00	\$0.00	\$10,190.25	\$0.00	X
		♣ Willard	\$74.15	\$6,267.90	\$0.00	\$79,940.72	\$1,034.00	\$598.29
32	BOLLINGER	Marble Hill	\$0.00	\$0.00	\$0.00	\$6,785.00	\$0.00	\$0.00
	CAPE GIRARDEAU	Cape Girardeau	\$0.00	\$28,952.90	\$42,674.00	\$1,141,469.34	\$6,925.00	X
		Jackson	\$0.00	\$1,720.00	\$214.00	\$116,332.00	\$1,275.00	X
	PERRY	Perryville	\$1,417.48	\$2,963.50	\$0.00	\$85,534.07	\$0.00	\$510.91
33	MISSISSIPPI	Charleston	\$0.00	\$0.00	\$0.00	\$44,855.94	\$0.00	X
		East Prairie	\$1.50	\$0.00	\$0.00	\$47,802.50	\$0.00	\$0.00
	SCOTT	Benton	\$0.00	\$0.00	\$0.00	\$0.00	\$0.00	\$0.00
		Chaffee	\$0.00	\$0.00	\$0.00	\$13,879.25	\$0.00	X
		Miner	\$305.06	\$14,437.50	\$0.00	\$235,067.64	\$0.00	\$0.00
		Morley	\$0.00	\$0.00	\$0.00	\$83.00	\$0.00	\$0.00
		Scott City	\$3,462.00	\$3,105.00	\$0.00	\$231,969.25	\$0.00	\$0.00
		Sikeston	\$39,516.06	\$5,119.56	\$0.00	\$344,259.02	\$0.00	X
34	NEW MADRID	Canalou	\$0.00	\$15.00	\$0.00	\$1,386.50	\$0.00	\$0.00
		Gideon	\$0.00	\$617.00	\$0.00	\$12,288.75	\$0.00	\$50.00
		Howardville	\$0.00	\$147.84	\$0.00	\$37,602.10	\$0.00	X
		Libbourn	\$0.00	\$0.00	\$0.00	\$6,574.00	\$0.00	\$0.00
		Marston	\$563.00	\$0.00	\$0.00	\$23,588.00	\$0.00	\$0.00
		Matthews	\$168.95	\$0.00	\$0.00	\$2,854.00	\$0.00	\$0.00
		♣ Morehouse	\$0.00	\$295.02	\$0.00	\$3,928.27	\$0.00	\$0.00
		♣ New Madrid	\$0.00	\$2,250.48	\$0.00	\$43,987.39	\$0.00	\$0.00
		Parma	\$1,354.23	\$10,394.00	\$0.00	\$45,172.82	\$0.00	\$114.00
		♣ Portageville	\$2,073.11	\$2,792.77	\$0.00	\$43,011.70	\$459.00	\$0.00
		Risco	\$0.00	\$32.52	\$0.00	\$4,564.40	\$0.00	X
	PEMISCOT	♣ Caruthersville	\$825.96	\$2,354.37	\$0.00	\$58,732.54	\$0.00	\$336.37
		Cooter	\$0.00	\$0.00	\$0.00	\$671.28	\$0.00	\$0.00
		* Hayti	\$0.00	\$9,430.00	\$0.00	\$143,868.00	\$0.00	X
		Hayti Heights	\$0.00	\$0.00	\$684.50	\$6,892.50	\$645.00	\$0.00
		Steele	\$831.50	\$160.00	\$0.00	\$9,308.76	\$0.00	X
		Wardell	\$68.30	\$52.50	\$0.00	\$8,455.21	\$0.00	X
35	DUNKLIN	Arbyrd	\$0.00	\$0.00	\$0.00	\$10,374.50	\$0.00	X
		Campbell	\$2,608.00	\$595.50	\$0.00	\$36,415.00	\$200.00	\$0.00
		Cardwell	\$509.00	\$32.19	\$0.00	\$8,886.00	\$0.00	\$0.00
		Clarkton	\$1,290.00	\$53.00	\$0.00	\$45,300.00	\$0.00	X
		Holcomb	\$0.00	\$0.00	\$0.00	\$24,237.96	\$0.00	X
		Hornersville	\$0.00	\$0.00	\$0.00	\$12,573.97	\$0.00	\$0.00
		♣ Kennett	\$0.00	\$10,786.34	\$0.00	\$128,002.00	\$3,250.00	\$0.00
		Malden	\$2,353.10	\$5,475.81	\$200.00	\$113,277.38	\$2,600.00	X
		Senath	\$130.00	\$54.00	\$0.00	\$14,892.62	\$0.00	X
	STODDARD	Advance	\$0.00	\$242.50	\$0.00	\$28,608.00	\$0.00	\$0.00
		Bernie	\$0.00	\$24.00	\$0.00	\$15,926.00	\$0.00	X
		Bloomfield	\$0.00	\$0.00	\$0.00	\$12,432.36	\$0.00	\$0.00
		Dexter	\$0.00	\$0.00	\$19.50	\$98,721.00	\$0.00	X
		Puxico	\$0.37	\$117.76	\$0.00	\$9,147.50	\$0.00	X
36	BUTLER	Poplar Bluff	\$65.00	\$83,823.26	\$0.00	\$459,638.64	\$9,354.00	\$3,190.69
37	HOWELL	Mountain View	\$1,720.70	\$4,141.11	\$0.00	\$71,755.10	\$1,315.50	X
		West Plains	\$9,725.22	\$6,664.11	\$0.00	\$214,261.77	\$0.00	X
		Willow Springs	\$2,151.75	\$1,948.50	\$0.00	\$47,207.69	\$0.00	\$581.00
	OREGON	Thayer	\$391.45	\$1,967.49	\$0.00	\$71,375.48	\$0.00	\$444.00
38	CHRISTIAN	♣ Billings	\$0.00	\$8,013.29	\$0.00	\$100,200.21	\$865.40	\$0.00
		♣ Clever	\$0.00	\$3,598.36	\$0.00	\$60,072.19	\$1,000.00	\$388.91
		Highlandville	\$0.00	\$0.00	\$0.00	\$21,374.00	\$0.00	X
		Nixa	\$304.00	\$7,213.16	\$0.00	\$224,086.75	\$1,800.00	\$1,001.00
		Ozark	\$0.00	\$13,875.50	\$660.00	\$354,650.31	\$2,985.00	\$2,996.00
		Sparta	\$0.00	\$75.00	\$0.00	\$19,387.37	\$0.00	X
	TANEY	Branson	\$3,499.06	\$28,046.00	\$0.00	\$477,555.46	\$17,030.00	X
		Forsyth	\$100.00	\$100.00	\$0.00	\$24,024.50	\$100.00	X
		Hollister	\$644.36	\$2,643.15	\$0.00	\$134,644.00	\$0.00	X
		Merriam Woods	\$1,074.50	\$0.00	\$0.00	\$16,924.25	\$577.50	\$118.00
		Rockaway Beach	\$55.00	\$720.00	\$0.00	\$39,834.00	\$0.00	\$342.00
39	BARRY	Butterfield	\$0.00	\$50.00	\$0.00	\$2,693.50	\$0.00	\$0.00
		♣ Cassville	\$2,757.65	\$14,850.04	\$0.00	\$106,719.62	\$2,320.00	\$0.00

# Went live on JIS during FY12

⚡ Went off JIS during FY12

♣ On JIS for entire FY

▲ Currently inactive

\* Started reporting during FY12

\*\* Cases now heard in associate/circuit court

**Table 94**  
**Municipal Division, FY 2012**  
**Net Collections**

Circuit	County	Municipality	Fines	Clerk/Court Fee (costs)	POST Fund Surcharge	CVC Fund Surcharge	LET Fund Surcharge	Dom Violence Shelter Surcharge	Inmate Security Fund Surcharge
39	BARRY	Exeter	\$20,940.17	\$1,370.00	\$346.50	\$855.00	\$0.00	\$0.00	\$0.00
		Monett	\$128,371.08	\$20,467.00	\$1,705.50	\$12,759.00	\$3,416.00	\$3,416.00	\$0.00
		Purdy	\$12,514.50	\$1,128.00	\$94.00	\$705.00	\$188.00	\$0.00	\$0.00
		♣ Seligman	\$76,372.45	\$7,428.24	\$677.10	\$5,071.40	\$1,350.50	\$1,349.00	\$0.00
		Washburn	\$2,042.00	\$276.00	\$23.00	\$172.50	\$46.00	\$46.00	\$0.00
	LAWRENCE	Wheaton	\$16,484.32	\$1,486.93	\$0.00	\$929.33	\$371.73	\$0.00	\$0.00
		♣ Aurora	\$58,490.53	\$6,152.94	\$558.34	\$4,187.63	\$1,122.00	\$0.00	\$1,110.00
		Marionville	\$25,400.14	\$2,998.30	\$280.34	\$1,988.87	\$300.22	\$0.00	\$0.00
		♣ Miller	\$4,997.00	\$660.00	\$55.00	\$412.50	\$110.00	\$0.00	\$0.00
		Mount Vernon	\$35,226.50	\$6,432.00	\$541.00	\$4,020.00	\$1,082.00	\$0.00	\$0.00
		Pierce City	\$12,649.70	\$1,452.00	\$132.00	\$990.00	\$264.00	\$0.00	\$0.00
		Verona	\$15,551.50	\$2,220.00	\$185.00	\$1,387.50	\$370.00	\$0.00	\$0.00
		Branson West	\$38,537.25	\$4,336.00	\$362.50	\$2,713.00	\$726.00	\$0.00	\$0.00
		♣ Crane	\$65,161.90	\$6,381.98	\$580.19	\$4,351.31	\$1,156.50	\$0.00	\$0.00
		Galena	\$7,175.27	\$606.13	\$49.00	\$349.37	\$50.00	\$0.00	\$0.00
	STONE	▲ Hurley	\$1,241.50	\$129.33	\$9.00	\$64.17	\$0.00	\$0.00	\$0.00
		Kimberling City	\$31,359.86	\$3,919.65	\$296.00	\$2,110.35	\$590.00	\$297.00	\$0.00
		Reeds Spring	\$22,586.50	\$2,508.50	\$203.00	\$1,522.50	\$203.00	\$0.00	\$0.00
	MCDONALD	♣ Anderson	\$83,283.25	\$6,602.63	\$599.23	\$4,498.96	\$1,195.00	\$0.00	\$0.00
		♣ Goodman	\$15,207.17	\$1,640.84	\$149.16	\$1,118.75	\$298.00	\$0.00	\$0.00
		♣ Lanagan	\$31,237.00	\$4,100.00	\$353.73	\$2,659.99	\$736.00	\$0.00	\$0.00
		♣ Noel	\$60,509.37	\$4,785.82	\$398.82	\$2,991.14	\$802.00	\$800.50	\$0.00
		♣ Pineville	\$210,126.90	\$19,000.53	\$1,583.37	\$11,875.35	\$3,164.00	\$3,162.00	\$0.00
		♣ Southwest City	\$26,982.80	\$2,238.80	\$203.53	\$1,526.46	\$406.00	\$0.00	\$0.00
		♣ Diamond	\$59,127.95	\$4,893.00	\$441.91	\$3,314.32	\$882.00	\$0.00	\$0.00
		* Fairview	\$5,608.50	\$588.00	\$49.00	\$367.50	\$98.00	\$0.00	\$0.00
		♣ Granby	\$22,925.32	\$2,106.54	\$174.54	\$1,309.10	\$352.00	\$0.00	\$0.00
		♣ Neosho	\$163,781.32	\$16,882.50	\$1,411.00	\$10,580.50	\$2,824.00	\$2,823.75	\$0.00
41	MACON	LaPlata	\$12,146.50	\$1,812.00	\$182.00	\$1,086.00	\$278.50	\$0.00	\$0.00
		♣ Macon	\$41,525.02	\$6,114.43	\$510.03	\$3,832.79	\$1,012.00	\$0.00	\$0.00
	SHELBY	Clarence	\$869.00	\$396.00	\$33.00	\$247.50	\$66.00	\$0.00	\$0.00
		Shelbina	\$5,134.50	\$840.00	\$70.00	\$525.00	\$140.00	\$0.00	\$0.00
42	CRAWFORD	♣ Bourbon	\$212,851.96	\$21,081.39	\$1,756.69	\$13,173.15	\$3,512.00	\$0.00	\$0.00
		Cuba	\$28,749.33	\$3,804.00	\$316.00	\$2,370.00	\$632.00	\$0.00	\$0.00
		* Leasburg Village	\$7,532.00	\$897.50	\$75.00	\$562.50	\$150.00	\$0.00	\$0.00
		Annapolis	\$10,431.00	\$780.00	\$66.00	\$487.50	\$129.00	\$0.00	\$0.00
		Arcadia	\$21,119.00	\$2,580.00	\$214.00	\$1,605.00	\$428.00	\$0.00	\$0.00
	IRON	Ironton	\$30,403.50	\$2,757.50	\$230.00	\$1,718.00	\$456.00	\$0.00	\$0.00
		Pilot Knob	\$19,444.89	\$1,932.00	\$161.00	\$1,207.60	\$322.00	\$0.00	\$0.00
		Viburnum	\$987.00	\$120.00	\$4.00	\$75.00	\$10.00	\$0.00	\$0.00
		Bunker	\$2,360.50	\$444.00	\$32.00	\$240.00	\$64.00	\$0.00	\$0.00
		Ellington	\$19,720.00	\$1,488.00	\$176.00	\$886.00	\$228.00	\$0.00	\$0.00
	WAYNE	Greenville	\$3,340.21	\$420.00	\$0.00	\$149.73	\$0.00	\$0.00	\$0.00
		♣ Piedmont	\$7,337.79	\$1,311.00	\$108.50	\$810.00	\$218.00	\$0.00	\$0.00
43	CALDWELL	Braymer	\$5,417.50	\$636.00	\$53.00	\$397.50	\$106.00	\$0.00	\$0.00
		Hamilton	\$15,843.00	\$1,992.00	\$166.00	\$1,245.00	\$332.00	\$0.00	\$0.00
		Polo	\$0.00	\$0.00	\$0.00	\$0.00	\$0.00	\$0.00	\$0.00
	CLINTON	♣ Cameron	\$78,306.93	\$8,690.20	\$790.01	\$5,925.13	\$1,582.00	\$0.00	\$0.00
		Gower	\$24,671.50	\$2,178.00	\$218.00	\$1,635.00	\$423.00	\$0.00	\$0.00
		Lathrop	\$23,982.00	\$2,748.00	\$229.00	\$1,717.50	\$458.00	\$0.00	\$0.00
		Plattsburg	\$43,468.00	\$3,850.00	\$350.00	\$2,660.00	\$700.00	\$0.00	\$0.00
	DEKALB	Trimble	\$26,835.00	\$2,335.50	\$173.00	\$1,297.50	\$346.00	\$0.00	\$0.00
		** Clarksdale	\$0.00	\$0.00	\$0.00	\$0.00	\$0.00	\$0.00	\$0.00
		Maysville	\$2,247.50	\$765.00	\$35.00	\$249.55	\$0.00	\$0.00	\$0.00
		** Osborn	\$0.00	\$0.00	\$0.00	\$0.00	\$0.00	\$0.00	\$0.00
		Stewartsville	\$1,248.50	\$300.00	\$25.00	\$187.50	\$50.00	\$0.00	\$0.00
44	DOUGLAS WRIGHT	Ava	\$35,920.50	\$5,208.97	\$428.12	\$3,208.27	\$842.12	\$0.00	\$0.00
		Hartsville	\$32,562.50	\$4,392.00	\$0.00	\$2,609.58	\$366.00	\$0.00	\$0.00
		Mansfield	\$11,348.80	\$1,801.00	\$139.00	\$1,050.00	\$278.00	\$0.00	\$0.00
		Mountain Grove	\$33,124.50	\$5,616.00	\$468.00	\$3,336.84	\$836.00	\$0.00	\$0.00
		Norwood	\$20,128.00	\$1,848.00	\$154.00	\$1,155.00	\$308.00	\$0.00	\$0.00
45	LINCOLN	Elsberry	\$78,254.09	\$9,173.19	\$767.40	\$5,733.52	\$1,534.50	\$1,527.78	\$2,541.71
		Foley	\$139,873.47	\$10,728.00	\$882.00	\$6,535.00	\$1,764.00	\$1,764.00	\$1,764.00
		Moscow Mill	\$265,055.46	\$22,716.50	\$1,893.00	\$14,205.00	\$3,788.00	\$3,786.00	\$0.00
		Old Monroe	\$36,878.36	\$2,496.00	\$208.00	\$1,560.00	\$416.00	\$0.00	\$0.00
		Troy	\$189,392.37	\$20,340.00	\$1,693.00	\$12,692.50	\$3,386.00	\$3,386.00	\$0.00
		Winfield	\$235,209.87	\$20,395.85	\$1,743.00	\$13,082.34	\$3,479.50	\$3,476.00	\$0.00
		Bowling Green	\$37,786.86	\$4,696.22	\$306.00	\$2,084.31	\$544.00	\$582.00	\$0.00
		Curryville	\$68,752.25	\$4,236.00	\$353.00	\$2,518.37	\$706.00	\$0.00	\$0.00
	PIKE	Eolia	\$0.00	\$0.00	\$0.00	\$0.00	\$0.00	\$0.00	\$0.00
		Frankford	\$14,562.50	\$912.00	\$76.00	\$569.63	\$152.00	\$0.00	\$0.00
		♣ Louisiana	\$111,641.58	\$7,846.00	\$713.40	\$5,342.37	\$1,422.00	\$1,433.50	\$1,423.50
			\$108,360,347.19	\$13,008,733.67	\$1,018,127.37	\$7,003,372.96	\$1,776,636.70	\$1,399,897.32	\$924,012.81

# Went live on JIS during FY12  
 ‡ Went off JIS during FY12  
 ♣ On JIS for entire FY  
 ▲ Currently inactive  
 \* Started reporting during FY12  
 \*\* Cases now heard in associate/circuit court



**Table 94**  
**Municipal Division, FY 2012**  
**Net Collections**

Circuit	County	Municipality	Restitution	Other	Revenue Recd for Parking Tickets	Total Net Collections (does NOT include bond forfeitures not used for costs/fines)	Total bond forfeitures NOT used for costs/fines	Total retained for Judicial Education Fund (JEF)
39	BARRY	Exeter	\$153.00	\$489.50	\$0.00	\$24,154.17	\$0.00	X
		Monett	\$7,151.47	\$23,878.00	\$0.00	\$201,164.05	\$600.00	X
		Purdy	\$515.00	\$0.00	\$0.00	\$15,144.50	\$0.00	X
		♣ Seligman	\$318.96	\$4,750.93	\$0.00	\$97,318.58	\$0.00	\$675.33
		Washburn	\$0.00	\$0.00	\$0.00	\$2,605.50	\$202.00	\$22.00
	LAWRENCE	Wheaton	\$0.00	\$262.69	\$0.00	\$19,535.00	\$0.00	\$0.00
		♣ Aurora	\$3,093.94	\$10,427.69	\$0.00	\$85,143.07	\$2,528.50	\$559.42
		Marionville	\$0.00	\$2,566.69	\$0.00	\$33,534.56	\$0.00	X
		♣ Miller	\$66.83	\$400.00	\$0.00	\$6,701.33	\$0.00	\$0.00
		Mount Vernon	\$225.14	\$644.46	\$0.00	\$48,171.10	\$175.00	X
		Pierce City	\$1,755.87	\$415.00	\$0.00	\$17,658.57	\$500.00	\$132.00
		Verona	\$0.00	\$0.00	\$0.00	\$19,714.00	\$0.00	\$0.00
	STONE	Branson West	\$717.85	\$2,819.00	\$50.00	\$50,261.60	\$0.00	X
		♣ Crane	\$2,184.87	\$8,081.73	\$0.00	\$87,898.48	\$250.00	\$580.22
		Galena	\$0.00	\$500.80	\$0.00	\$8,730.57	\$0.00	\$48.00
		▲ Hurley	\$0.00	\$0.00	\$0.00	\$1,444.00	\$0.00	X
		Kimberling City	\$748.23	\$1,238.00	\$0.00	\$40,559.09	\$0.00	X
		Reeds Spring	\$454.67	\$227.00	\$0.00	\$27,705.17	\$0.00	\$203.00
40	MCDONALD	♣ Anderson	\$418.28	\$4,194.68	\$0.00	\$100,792.03	\$0.00	\$600.25
		♣ Goodman	\$310.00	\$1,044.17	\$0.00	\$19,768.09	\$0.00	\$149.16
		Langsag	\$0.00	\$2,343.09	\$0.00	\$41,429.81	\$0.00	\$353.72
		♣ Noel	\$604.62	\$3,814.72	\$0.00	\$74,706.99	\$20.00	\$0.00
		♣ Pineville	\$0.00	\$11,503.93	\$0.00	\$260,416.08	\$0.00	\$0.00
	NEWTON	♣ Southwest City	\$0.00	\$2,033.19	\$0.00	\$33,390.78	\$0.00	\$203.52
		Diamond	\$21.38	\$3,348.37	\$0.00	\$72,028.93	\$0.00	\$409.90
		Fairview	\$0.00	\$0.00	\$0.00	\$6,711.00	\$0.00	X
		♣ Granby	\$170.00	\$1,214.82	\$0.00	\$28,252.32	\$0.00	\$0.00
		♣ Neosho	\$4,046.62	\$23,689.58	\$0.00	\$226,039.27	\$0.00	\$0.00
		♣ Seneca	\$456.64	\$4,562.11	\$0.00	\$56,015.30	\$0.00	\$0.00
41	MACON	LaPlata	\$0.00	\$0.00	\$0.00	\$15,505.00	\$0.00	\$0.00
		♣ Macon	\$4,140.35	\$6,505.25	\$0.00	\$63,639.87	\$1,592.00	\$0.00
	SHELBY	Clarence	\$0.00	\$50.00	\$0.00	\$1,661.50	\$0.00	X
		Shelbina	\$125.50	\$115.00	\$0.00	\$6,950.00	\$0.00	X
42	CRAWFORD	♣ Bourbon	\$2,231.71	\$13,919.37	\$0.00	\$268,526.27	\$850.00	\$0.00
		Cuba	\$357.79	\$3,090.00	\$247.50	\$39,566.62	\$0.00	X
		Leasburg Village	\$0.00	\$0.00	\$0.00	\$9,217.00	\$0.00	\$0.00
		IRON	\$114.00	\$0.50	\$0.00	\$12,008.00	\$0.00	\$54.00
		Arcadia	\$0.00	\$0.00	\$0.00	\$25,946.00	\$0.00	\$214.00
	REYNOLDS	Ironton	\$902.20	\$444.05	\$0.00	\$36,911.25	\$0.00	\$209.00
		Pilot Knob	\$455.49	\$0.10	\$0.00	\$23,523.08	\$0.00	\$161.00
		Viburnum	\$0.00	\$0.00	\$0.00	\$1,196.00	\$0.00	X
		Bunker	\$0.00	\$0.00	\$0.00	\$3,140.50	\$0.00	X
		Ellington	\$4,108.31	\$5,092.00	\$0.00	\$31,698.31	\$0.00	X
	WAYNE	Greenville	\$0.00	\$24.00	\$0.00	\$3,933.94	\$0.00	\$0.00
		♣ Piedmont	\$2,570.40	\$1,850.62	\$0.00	\$14,206.31	\$0.00	\$0.00
43	CALDWELL	Braymer	\$118.50	\$102.00	\$0.00	\$6,830.50	\$0.00	\$0.00
		Hamilton	\$270.00	\$1,733.82	\$0.00	\$21,561.82	\$0.00	X
		Polo	\$0.00	\$0.00	\$0.00	\$0.00	\$0.00	\$0.00
	CLINTON	♣ Cameron	\$814.28	\$6,661.44	\$0.00	\$102,769.99	\$0.00	\$790.03
		Gower	\$0.00	\$218.00	\$0.00	\$29,343.50	\$0.00	\$0.00
		Lathrop	\$0.00	\$0.00	\$0.00	\$29,134.50	\$0.00	X
	DEKALB	Plattsburg	\$2,450.53	\$0.00	\$0.00	\$53,478.53	\$0.00	\$350.00
		* Trimble	\$0.00	\$75.00	\$0.00	\$31,062.00	\$0.00	\$147.00
		Clarksdale	\$0.00	\$0.00	\$0.00	\$0.00	\$0.00	\$0.00
		Maysville	\$0.00	\$0.00	\$0.00	\$3,297.05	\$0.00	\$0.00
		Osborn	\$0.00	\$0.00	\$0.00	\$0.00	\$0.00	\$0.00
		Stewartsville	\$0.00	\$0.00	\$0.00	\$1,811.00	\$400.00	X
44	DOUGLAS WRIGHT	Ava	\$728.72	\$4,541.52	\$0.00	\$50,878.22	\$0.00	X
		Hartsville	\$1,199.01	\$3,251.28	\$0.00	\$44,380.37	\$0.00	\$0.00
		Mansfield	\$265.57	\$1,051.63	\$0.00	\$15,934.00	\$0.00	X
		Mountain Grove	\$1,036.10	\$61,694.07	\$130.00	\$106,341.51	\$942.50	X
		Norwood	\$0.00	\$75.00	\$0.00	\$23,668.00	\$0.00	X
45	LINCOLN	Elsberry	\$264.79	\$492.00	\$0.00	\$100,288.98	\$0.00	\$0.00
		Foley	\$156.50	\$0.00	\$0.00	\$163,466.97	\$0.00	X
		Moscow Mill	\$739.99	\$137.05	\$0.00	\$312,321.00	\$0.00	X
		Old Monroe	\$0.00	\$0.00	\$0.00	\$41,558.36	\$0.00	X
		Troy	\$2,646.10	\$12,667.26	\$2,247.50	\$248,450.73	\$5,126.00	X
		Winfield	\$0.00	\$2,278.75	\$0.00	\$279,665.31	\$250.00	X
	PIKE	Bowling Green	\$595.64	\$1,267.00	\$0.00	\$47,862.03	\$0.00	X
		Curryville	\$0.00	\$0.00	\$0.00	\$76,565.62	\$0.00	X
		Eolia	\$0.00	\$0.00	\$0.00	\$0.00	\$0.00	\$0.00
		Frankford	\$0.00	\$0.00	\$0.00	\$16,272.13	\$0.00	X
		♣ Louisiana	\$897.18	\$5,997.91	\$0.00	\$136,717.44	\$0.00	\$713.24
		STATEWIDE TOTALS	\$652,124.37	\$9,261,302.52	\$2,116,803.68	\$145,521,358.59	\$3,590,913.82	\$380,066.25

# Went live on JIS during FY12  
 ‡ Went off JIS during FY12  
 ♣ On JIS for entire FY  
 ▲ Currently inactive  
 \* Started reporting during FY12  
 \*\* Cases now heard in associate/circuit court

**Table 95**  
**Municipal Division, FY 2012**  
**Warrants Issued and Warrants Outstanding**

Circuit	County	Municipality	Warrants Issued during FY2012	Warrants Outstanding as of June 30, 2012	Circuit	County	Municipality	Warrants Issued during FY2012	Warrants Outstanding as of June 30, 2012
02	ADAIR LEWIS	Kirksville Canton LaGrange	215 21 0	215 35 0	11	ST. CHARLES	Foristell Lake St. Louis New Melle O'Fallon St. Charles ♣ St. Charles Ordinance St. Peters Weldon Spring Wentzville	644 409 108 2,940 7,145 860 4,685 106 1,638	1,278 807 160 3,716 6,758 1,637 4,857 41 1,705
03	GRUNDY HARRISON	Trenton Bethany Gilman Ridgeway Princeton	115 79 0 2 0	56 88 0 2 0					
	MERCER								
04	ATCHISON	Fairfax Rock Port ♣ Tarkio	0 43 42	0 139 161	12	AUDRAIN	Martinsburg ♣ Mexico Vandalia	31 140 10	0 378 18
	GENTRY	Albany King City Stanberry	0 0 0	1 0 0		MONTGOMERY	♣ Montgomery City ♣ New Florence Wellsville	75 64 42	137 89 0
	HOLT	* Big Lake	0	0		WARREN	Warrenton Wright City	777 371	763 359
	NODAWAY WORTH	♣ Maryville Grant City	168 0	377 0					
05	BUCHANAN	Easton St. Joseph	0 4,711	5 2,940	13	BOONE	Columbia Hallsville Auxvasse ♣ Fulton ♣ Holts Summit New Bloomfield	1,871 9 0 141 199 15	1,081 6 0 322 367 20
06	PLATTE	Camden Point Dearborn Edgerton Ferrel View Houston Lake Lake Waukomis Northmoor Parkville Platte City Platte Woods Riverside ♣ Tracy Weatherby Lake ♣ Weston	0 0 0 56 0 6 60 180 172 89 1,124 47 28 13	0 0 0 96 0 8 193 476 430 196 2,008 99 51 68	14	HOWARD	Fayette Glasgow Huntsville ♣ Moberly	6 4 6 372	12 0 5 234
					15	LAFAYETTE	Alma Bates City Concordia ♣ Higginsville Lake Lafayette Lexington Napoleon ♣ Odessa Waverly Wellington Blackburn Marshall Slater Sweet Springs	4 0 21 189 1 115 0 134 6 4 5 108 12 6	3 0 87 393 11 142 0 223 10 10 5 131 43 52
07	CLAY	Claycomo Excelsior Springs Gladstone Holt Kearney Liberty Mosby N. Kansas City Oakview Pleasant Valley Randolph Smithville	885 481 3,151 18 86 1,070 396 1,503 166 533 1,246 190	1,623 688 4,688 47 327 1,189 0 3,945 575 482 0 405		SALINE			
08	CARROLL RAY	Carrollton Fleming Hardin Henrietta Lawson Orrick Richmond	5 0 21 36 9 28 430	16 2 14 0 15 30 637	16	JACKSON	Blue Springs Buckner Grain Valley Grandview Greenwood Independence Jackson County Kansas City ♣ Lake Lotawana Lake Tapawingo Lee's Summit Lone Jack Oak Grove Raytown River Bend Village Sugar Creek	3,159 660 404 5,040 170 22,983 6,891 141,556 162 685 3,684 206 500 5,715 9 646	5,610 0 325 7,059 192 32,526 9,000 228,346 779 1,019 2,786 241 531 6,595 6 476
09	CHARITON LINN	Salisbury Brookfield Browning Bucklin Marceline Green City	3 7 2 0 5 5	0 15 1 0 0 0	17	CASS	Belton Garden City Harrisonville Lake Winnebago Peculiar Pleasant Hill Raymore Knob Noster Warrensburg	2,330 56 970 195 514 311 972 49 411	1,227 104 967 219 890 436 732 127 857
10	MARION	Hannibal Palmyra	1,174 55	1,654 76					
	MONROE	Monroe City	12	35					
11	ST. CHARLES	Augusta Cottleville Dardenne Prairie	0 451 148	20 316 150		JOHNSON			

# Went live on JIS during FY12

‡ Went off JIS during FY12

♣ On JIS for entire FY

▲ Currently inactive

\* Started reporting during FY12

\*\* Cases now heard in associate/circuit court

**Table 95**  
**Municipal Division, FY 2012**  
**Warrants Issued and Warrants Outstanding**

		Warrants				Warrants			
Circuit	County	Municipality	Issued during FY2012	Outstanding as of June 30, 2012	Circuit	County	Municipality	Issued during FY2012	Outstanding as of June 30, 2012
18	PETTIS	Greenridge	1	0	21	ST. LOUIS COUNTY	Pasadena Hills	46	0
		La Monte	22	0			Pine Lawn	10,146	17,500
		♣ Sedalia	1,043	2,159			Richmond Heights	1,102	2,734
		Smithton	3	6			Riverview	7,595	10,696
19	COLE	Jefferson City	2,974	1,382			Rock Hill	1,217	875
		Russellville	0	0			Shrewsbury	541	1,395
							St. Ann	5,407	12,698
20	FRANKLIN	♣ Gerald	67	167			▲ St. George	0	0
		♣ New Haven	43	68			St. John	3,545	4,467
		Pacific	668	798			St. Louis County	19,530	47,169
		♣ St. Clair	98	100			Sunset Hills	1,005	1,037
		Sullivan	282	209			Sycamore Hills	101	122
		♣ Union	426	771			Town & Country	1,030	1,437
		Washington	758	1,076			University City	7,166	9,737
	GASCONADE	Bland	20	25			Uplands Park	269	3,588
		Gasconade	0	0			Valley Park	611	814
		Hermann	29	64			Velda City	0	0
		Owensville	68	15			Velda Village Hills	1,206	1,994
		Rosebud	0	0			Vinita Park	653	983
							Vinita Terrace	916	2,841
21	ST. LOUIS COUNTY	Ballwin	1,131	1,024			Warson Woods	87	137
		♣ Bella Villa	557	1,912			Webster Grooves	1,508	1,659
		Bellefontaine Nghbrs	3,551	4,208			Wellston	3,514	14,091
		Bellerive Acres	124	152			Wildwood	593	1,164
		Bel-Nor	320	1,527			Winchester	78	0
		♣ Bel-Ridge	4,731	2,595			Woodson Terrace	1,419	1,671
		Berkeley	4,245	10,331					
		Beverly Hills	0	0	22	CITY OF ST. LOUIS	City of St. Louis	167,156	284,147
		Black Jack	832	1,079	23	JEFFERSON	Arnold	3,841	2,770
		Breckenridge	4,529	9,217			Byrnes Mill	413	150
		Brentwood	1,517	2,948			Crystal City	631	489
		Bridgeton	1,235	1,776			DeSoto	506	497
		Calverton Park	3,482	8,387			Festus	3,540	2,124
		♣ Charlack	830	953			Herculaneum	129	212
		Chesterfield	2,729	3,298			Hillsboro	291	148
		Clarkson Valley	473	419			Jefferson County	4,046	3,966
		Clayton	1,763	1,762			Kimmswick	0	0
		Cool Valley	2,064	5,255			Pevely	607	878
		‡ Country Club Hills	3,352	31,911					
		Crestwood	666	851	24	MADISON	Fredericktown	106	114
		Creve Coeur	550	1,187		ST. FRANCOIS	Bismarck	79	7
		Dellwood	5,409	11,210			Bonne Terre	775	1,242
		Des Peres	1,108	987			Desloge	642	474
		Edmundson	2,049	4,103			Farmington	444	205
		Ellisville	492	510			Iron Mountain Lake	0	0
		Eureka	952	904			Leadington	163	420
		Fenton	1,771	2,420			Leadwood	124	181
		Ferguson	30,544	32,126			Park Hills	761	450
		Flordell Hills	2,271	4,705			St. Mary	12	10
		Florissant	8,069	10,791		STE. GENEVIEVE	Ste. Genevieve	47	50
		Frontenac	1,024	2,649			WASHINGTON	283	0
		Glendale	112	123	25	MARIES	Belle	116	54
		Grantwood	6	21		PHELPS	Newburg	18	19
		Greendale	375	5			♣ Rolla	745	1,240
		Hanley Hills	543	1,144			St. James	133	0
		Hazelwood	10,708	9,269		PULASKI	Crocker	4	41
		Hillsdale	0	0			Dixon	14	7
		Jennings	8,007	9,991			♣ Richland	33	61
		Kinloch	845	1,183			St. Robert	387	593
		Kirkwood	1,633	1,248			Waynesville	222	200
		Ladue	656	1,443			Cabool	81	153
		Lakeshire	26	48			Houston	92	77
		Manchester	270	564		TEXAS	Licking	92	324
		Maplewood	2,531	2,867			Summersville	9	53
		Marlborough	899	2,326					
		Maryland Heights	11,278	2,904	26	CAMDEN	Camdenton	175	317
		Moline Acres	5,782	18,424			♣ Linn Creek	63	113
		Normandy	750	2,658			Osage Beach	187	231
		Northwoods	3,089	6,939			♣ Sunrise Beach	74	179
		Oakland	95	248			Village of Four Seasons	13	31
		Olivette	324	453		LACLEDE	♣ Lebanon	380	1,275
		Overland	1,326	8,861					
		Pagedale	5,486	19,663					

# Went live on JIS during FY12

‡ Went off JIS during FY12

♣ On JIS for entire FY

▲ Currently inactive

\* Started reporting during FY12

\*\* Cases now heard in associate/circuit court

**Table 95**  
**Municipal Division, FY 2012**  
**Warrants Issued and Warrants Outstanding**

Circuit	County	Municipality	Warrants Issued during FY2012	Warrants Outstanding as of June 30, 2012	Circuit	County	Municipality	Warrants Issued during FY2012	Warrants Outstanding as of June 30, 2012
26	MILLER	♣ Eldon	104	269	34	NEW MADRID	Matthews	3	0
		♣ Iberia	2	44			♣ Morehouse	9	43
		Lake Ozark	529	455			♣ New Madrid	0	0
	MONITEAU	California	21	60			Parma	153	54
		Clarksburg	0	2			♣ Portageville	98	117
		Jamestown	13	0			Risco	0	18
	MORGAN	Tipton	42	32		PEMISCOT	♣ Caruthersville	316	477
		Laurie	49	194			▲ Cooter	0	0
		Stover	22	41			Hayti	115	16
		Versailles	39	83			Hayti Heights	22	8
							Steele	190	231
27	BATES	Adrian	64	30			Wardell	1	0
		Butler	463	295					
		Rich Hill	32	0	35	DUNKLIN	Arbyrd	0	0
	HENRY	Clinton	442	360			Campbell	79	41
							Cardwell	8	31
28	BARTON	Lamar	155	295			Clarkton	41	140
	CEDAR	El Dorado Springs	103	126			Holcomb	55	148
	DADE	Greenfield	9	4			Hornersville	27	24
	VERNON	Nevada	1,042	745			♣ Kennett	733	2,050
							Malden	231	313
29	JASPER	Carl Junction	345	380			Senath	11	172
		Cartersville	121	145	35	STODDARD	Advance	7	0
		Carthage	2,288	646			Bernie	10	40
		Duenweg	0	0			Bloomfield	0	19
		Duquesne	512	524			Dexter	403	129
		Joplin	13,452	6,743			Puxico	7	29
		♣ Oronogo	158	463					
		Webb City	1,237	917	36	BUTLER	Poplar Bluff	2,085	2,510
30	BENTON	Cole Camp	21	14	37	HOWELL	Mountain View	126	315
		Lincoln	16	0			West Plains	455	630
		♣ Warsaw	85	161			Willow Springs	117	174
	DALLAS	Urbana	37	192		OREGON	Thayer	95	337
	POLK	Bolivar	471	451					
		Fair Play	32	68	38	CHRISTIAN	♣ Billings	269	558
		Humansville	75	201			♣ Clever	68	128
		Pleasant Hope	31	32			Highlandville	22	42
	WEBSTER	Fordland	245	288			♣ Nixa	629	1,047
		♣ Marshfield	218	497			Ozark	857	652
		♣ Rogersville	288	627			Sparta	45	0
		Seymour	64	188		TANEY	Branson	1,909	2,200
							Forsyth	66	104
31	GREENE	Ash Grove	19	119			Hollister	504	640
		Battlefield	36	64			Merriam Woods	47	29
		♣ Fair Grove	73	189			Rockaway Beach	125	117
		Republic	891	687					
		Springfield	12,605	15,805	39	BARRY	Butterfield	13	20
		Strafford	387	351			♣ Cassville	695	1,108
		Walnut Grove	0	0			Exeter	112	66
		♣ Willard	189	297			Monett	642	441
							Purdy	18	28
32	BOLLINGER	Marble Hill	0	0			♣ Seligman	383	629
	CAPE GIRARDEAU	Cape Girardeau	1,156	1,408			Washburn	8	12
		Jackson	74	127			Wheaton	11	61
	PERRY	Perryville	35	51		LAWRENCE	♣ Aurora	300	702
							Marionville	39	89
33	MISSISSIPPI	Charleston	107	36			♣ Miller	10	52
		East Prairie	50	17			Mount Vernon	37	65
	SCOTT	Benton	0	0			Pierce City	36	68
		Chaffee	0	0			Verona	3	49
		Miner	56	0		STONE	Branson West	78	526
		Morley	0	0			♣ Crane	61	102
		Scott City	188	421			Galena	3	2
		Sikeston	515	376			▲ Hurley	4	3
							Kimberling City	50	99
34	NEW MADRID	Canalou	2	0			Reeds Spring	16	54
		Gideon	13	19					
		Howardville	67	34	40	MCDONALD	♣ Anderson	67	163
		Lilbourn	53	48			♣ Goodman	64	355
		Marston	8	0			♣ Lanagan	0	0
							♣ Noel	158	927

# Went live on JIS during FY12

‡ Went off JIS during FY12

♣ On JIS for entire FY

▲ Currently inactive

\* Started reporting during FY12

\*\* Cases now heard in associate/circuit court

# Table 95

## Municipal Division, FY 2012

### Warrants Issued and Warrants Outstanding

Circuit	County	Municipality	Warrants Issued during FY2012	Warrants Outstanding as of June 30, 2012	Circuit	County	Municipality	Warrants Issued during FY2012	Warrants Outstanding as of June 30, 2012
40	NEWTON	* Fairview	11	4	43	CALDWELL	Braymer	11	0
		♣ Pineville	0	130			Hamilton	38	44
		♣ Southwest City	58	780			Polo	0	0
		♣ Diamond	127	215		CLINTON	♣ Cameron	130	438
		♣ Granby	33	110			Gower	13	24
		♣ Neosho	875	1,708			Lathrop	19	47
		♣ Seneca	118	327			Plattsburg	14	23
							Trimble	40	14
41	MACON	LaPlata	8	0		DEKALB	** Clarksdale	0	0
		♣ Macon	184	400			Maysville	0	0
	SHELBY	Clarence	9	8			** Osborn	0	0
		Shelbina	15	66			Stewartsville	0	0
42	CRAWFORD	♣ Bourbon	356	491	44	DOUGLAS	Ava	121	172
		Cuba	179	125		WRIGHT	Hartville	100	139
		* Leasburg Village	4	0			Mansfield	39	22
	IRON	Annapolis	17	6			Mountain Grove	224	216
		Arcadia	5	7			Norwood	4	28
		Ironton	46	49					
		Pilot Knob	14	22	45	LINCOLN	Elsberry	263	0
		Viburnum	3	49			Foley	411	116
	REYNOLDS	Bunker	4	24			Moscow Mill	263	230
		Ellington	76	103			Old Monroe	20	30
	WAYNE	Greenville	40	8			Troy	3,948	1,977
		♣ Piedmont	27	217			Winfield	1,037	495
						PIKE	Bowling Green	55	97
							Curryville	69	81
							Eolia	0	0
							Frankford	12	15
							♣ Louisiana	256	808
STATEWIDE TOTALS								712,563	1,116,924

# Went live on JIS during FY12

‡ Went off JIS during FY12

♣ On JIS for entire FY

▲ Currently inactive

\* Started reporting during FY12

\*\* Cases now heard in associate/circuit court

**Table 96**

**Annual Report on the Finances of the Judicial Department, Calendar Year 2011 \***  
**Municipal Division, Calendar Year 2011**

Circ	County	Municipality	Reported FTE	Municipality Funded Personnel	Municipality Funded Operations	Circ	County	Municipality	Reported FTE	Municipality Funded Personnel	Municipality Funded Operations
02	ADAIR	Kirksville	3.00	\$78,574	\$63,543	11	ST CHARLES	Augusta	0.08	\$3,000	\$0
	LEWIS	Canton	-	\$16,653	\$1,420			Cottleville			
		LaGrange	0.83	\$2,850	\$1,859			Dardenne Prairie	2.00	\$120,407	\$3,553
03	GRUNDY	Trenton	-	\$0	\$0			Flint Hill	-	\$0	\$0
	HARRISON	Bethany						Foristell	4.00	\$83,508	\$16,549
		Gilman	0.00	\$0	\$0			Lake St. Louis	3.00	\$150,798	\$8,364
		Ridgeway	-	\$13,804	\$37,589			New Melle			
	MERCER	Princeton	-	\$0	\$0			O'Fallon	4.25	\$229,295	\$141,411
	PUTNAM	Unionville	-	\$0	\$0			St. Charles	7.00	\$306,476	\$6,400
								St. Charles Ordinance	3.00	\$109,000	\$39,000
04	ATCHISON	Fairfax	-	\$0	\$0			St. Peters	6.75	\$285,157	\$230,376
		Rock Port	0.22	\$21,563	\$0			Weldon Spring			
		Tarkio	-	\$12,020	\$10,142			Wentzville	3.70	\$160,852	\$44,041
	GENTRY	Albany	0.01	\$326	\$0	12	AUDRAIN	Martinsburg			
		King City	0.03	\$14	\$0			Mexico			
		Stanberry	0.01	\$377	\$95			Vandalia			
	NODAWAY	Maryville	1.62	\$86,503	\$32,385		MONTGOMERY	Bellflower			
	WORTH	Grant City	-	\$0	\$0			Montgomery City	3.00	\$23,623	\$800
								New Florence	0.15	\$10,285	\$3,115
05	BUCHANAN	Easton						Wellsville	-	\$4,880	\$0
		St. Joseph	6.70	\$253,324	\$651,565		WARREN	Warrenton	-	\$51,197	\$6,079
								Wright City	1.08	\$40,080	\$17,604
06	PLATTE	Camden Point	-	\$712	\$0	13	BOONE	Columbia	12.00	\$441,492	\$259,004
		Dearborn						Hallsville	0.30	\$7,150	\$0
		Edgerton					CALLAWAY	Auxvasse	0.25	\$8,908	\$2,011
		Ferrel View	0.50	\$11,760	\$52,884			Fulton	-	\$27,425	\$0
		Houston Lake						Holts Summit	-	\$34,224	\$0
		Lake Waukomis	0.50	\$7,903	\$11,369			New Bloomfield	0.50	\$14,540	\$5,546
		Northmoor	-	\$19,306	\$702						
		Parkville	1.50	\$62,691	\$67,584						
		Platte City	0.52	\$13,900	\$880						
		Platte Woods				14	HOWARD	Fayette	0.60	\$17,381	\$2,405
		Riverside						Glasgow	0.25	\$4,280	\$185
		Tracy	0.50	\$13,600	\$1,414		RANDOLPH	Huntsville	0.15	\$8,356	\$0
		Weatherby Lake	0.33	\$66,652	\$1,347			Moberly	1.60	\$42,665	\$6,184
		Weston	0.15	\$8,999	\$1,308	15	LAFAYETTE	Alma	0.12	\$1,459	\$110
07	CLAY	Claycomo	3.00	\$106,320	\$94,050			Bates City			
		Excelsior Springs	1.17	\$83,200	\$13,684			Concordia	0.54	\$17,484	\$679
		Gladstone	2.90	\$122,455	\$3,515			Higginsville	-	\$24,200	\$1,720
		Holt	0.50	\$9,455	\$3,535			Lake Lafayette	-	\$2,850	\$0
		Kearney	-	\$23,988	\$0			Lexington	0.14	\$19,138	\$1,392
		Liberty	3.24	\$150,848	\$9,176			Napoleon			
		Mosby						Odessa	0.68	\$30,603	\$42,993
		N. Kansas City	2.15	\$121,869	\$10,936			Waverly			
		Oakview						Wellington			
		Pleasant Valley	4.00	\$88,142	\$0		SALINE	Blackburn	0.05	\$1,135	\$110
		Randolph	1.22	\$58,263	\$31,984			Marshall	0.40	\$40,352	\$15,506
		Smithville	1.00	\$70,702	\$35,626			Slater	-	\$21,429	\$1,255
08	CARROLL	Carrollton	0.09	\$2,809	\$0			Sweet Springs	0.02	\$9,480	\$4,584
	RAY	Fleming	-	\$1,547	\$0	16	JACKSON	Blue Springs			
		Hardin	-	\$2,322	\$0			Buckner	1.74	\$40,434	\$1,171
		Henrietta	-	\$3,343	\$0			Grain Valley	3.00	\$67,500	\$43,077
		Lawson						Grandview			
		Orrick						Greenwood			
		Richmond						Independence	13.00	\$521,486	\$3,200
09	CHARITON	Salisbury	-	\$1,800	\$600			Jackson County			
	LINN	Brookfield	0.25	\$7,644	\$3,056			Kansas City	81.30	\$6,369,100	\$132,712
		Browning	0.10	\$300	\$0			Lake Lotawana	1.06	\$51,828	\$1,500
		Bucklin	-	\$0	\$0			Lake Tapawingo			
		Marceline						Lee's Summit	12.00	\$431,289	\$235,520
	SULLIVAN	Green City	-	\$0	\$0			Lone Jack	1.00	\$56,680	\$5,864
								Oak Grove	2.00	\$90,215	\$10,000
10	MARION	Hannibal	4.20	\$136,132	\$2,000			Raytown	5.00	\$163,210	\$24,012
		Palmyra	-	\$22,200	\$0			RiverBend Village	-	\$0	\$0
	MONROE	Monroe City	-	\$11,778	\$14,648			Sugar Creek	-	\$40,832	\$20,415

\* A dash ( - ) indicates the municipality has nothing to report. A blank ( ) indicates that OCSA did not receive a report from the municipality.

Table 96

Annual Report on the Finances of the Judicial Department, Calendar Year 2011 \*  
Municipal Division, Calendar Year 2011

Circ	County	Municipality	Reported FTE	Municipality Funded Personnel	Municipality Funded Operations	Circ	County	Municipality	Reported FTE	Municipality Funded Personnel	Municipality Funded Operations
17	CASS	Belton	3.77	\$184,127	\$98,480	21	ST LOUIS COUNTY	Hanley Hills	3.00	\$71,429	\$134,629
		Garden City	0.24	\$3,000	\$28,153			Hazelwood	-	\$58,922	\$230
		Harrisonville						Hillsdale			
		Lake Winnebago	1.12	\$67,393	\$1,095			Jennings			
		Peculiar	1.00	\$62,000	\$20,500			Kinloch			
		Pleasant Hill	1.00	\$52,117	\$12,402			Kirkwood	2.00	\$101,214	\$77,120
		Raymore	1.55	\$114,385	\$28,669			Ladue	1.10	\$71,600	\$1,350
	JOHNSON	Knob Noster	-	\$45,447	\$3,500			Lakeshire			
		Warrensburg	4.00	\$110,788	\$1,551			Manchester	4.00	\$127,840	\$4,177
18	COOPER	Boonville	0.50	\$11,000	\$0			Maplewood	1.14	\$89,228	\$21,758
	PETTIS	La Monte	0.21	\$12,805	\$240			Marlborough	-	\$62,000	\$2,000
		Sedalia	2.48	\$66,931	\$536			Maryland Heights			
		Smithton	-	\$1,280	\$1,064			Moline Acres			
19	COLE	Jefferson City	2.33	\$186,360	\$39,431			Normandy			
		Lohman	-	\$0	\$0			Northwoods			
		Russellville	-	\$1,164	\$0			Oakland			
20	FRANKLIN	Gerald	1.00	\$30,548	\$3,228			Olivette			
		New Haven	0.55	\$16,730	\$10,800			Overland	3.00	\$164,790	\$33,500
		Pacific						Pagedale	1.50	\$50,404	\$23,896
		St. Clair						Pasadena Hills	-	\$7,772	\$499
		Sullivan	-	\$32,580	\$27,000			Pine Lawn			
		Union						Richmond Heights			
	GASCONADE	Washington	-	\$68,268	\$92,047			Riverview	1.60	\$37,317	\$7,341
		Bland	-	\$12,178	\$56,088			Rock Hill	1.16	\$80,171	\$45,620
		Gasconade						Shrewsbury	-	\$78,388	\$13,615
		Hermann	-	\$11,269	\$4,237			St. Ann	7.00	\$153,045	\$189,534
		Owensville	1.00	\$34,720	\$1,506			St. George			
		Rosebud	0.02	\$2,813	\$375			St. John	3.75	\$140,158	\$177,146
21	ST LOUIS COUNTY	Ballwin	2.00	\$121,266	\$24,476			St. Louis County	29.00	\$865,500	\$626,000
		Bella Villa	1.12	\$55,058	\$0			Sunset Hills			
		Bellefontaine Nghbrs	5.00	\$81,555	\$0			Sycamore Hills	-	\$0	\$0
		Bellerive Acres						Town & Country	2.45	\$118,543	\$68,776
		Bel-Nor	1.00	\$26,982	\$0			University City			
		Bel-Ridge	-	\$116,110	\$6,309			Uplands Park			
		Berkeley						Valley Park		\$59,395	
		Beverly Hills						Velda City	1.50	\$81,273	\$16,810
		Black Jack	2.00	\$77,517	\$24,200			Velda Village Hills	3.00	\$42,460	\$2,000
		Breckenridge						Vinita Park			
		Brentwood						Vinita Terrace	-	\$28,800	\$2,350
		Bridgeton	10.00	\$178,612	\$26,113			Warson Woods			
		Calverton Park	1.20	\$69,183	\$32,043			Webster Grooves	2.30	\$111,682	\$62,000
		Charlack						Wellston			
		Chesterfield	4.00	\$164,207	\$65,471			Wildwood	1.50	\$85,105	\$2,295
		Clarkson Valley	-	\$38,701	\$0			Winchester	0.75	\$12,241	\$1,493
		Clayton						Woodson Terrace	2.96	\$143,879	\$3,280
		Cool Valley	3.00	\$90,100	\$0	22	CITY OF ST LOUIS	City of St Louis			
		Country Club Hills				23	JEFFERSON	Arnold	2.05	\$96,500	\$0
		Crestwood	1.30	\$54,585	\$35,656			Byrnes Mill	-	\$72,000	\$0
		Creve Coeur						Crystal City	1.40	\$38,655	\$17,500
		Dellwood						DeSoto	1.04	\$32,500	\$23,875
		Des Peres		\$165,629	\$60,587			Festus	1.00	\$100,413	\$31,050
		Edmundson	3.00	\$60,199	\$1,500			Herculaneum	2.00	\$44,490	\$11,224
		Ellisville	3.00	\$73,528	\$293,488			Hillsboro	1.03	\$43,637	\$8,059
		Eureka	1.75	\$139,831	\$23,829			Jefferson County	7.00	\$282,115	\$12,175
		Fenton	-	\$97,429	\$33,800			Kimmswick			
		Ferguson						Olympian Village			
		Flordell Hills	0.71	\$39,200	\$249			Pevely	2.00	\$75,779	\$2,577
		Florissant	7.32	\$398,736	\$386,136						
		Frontenac	2.25	\$69,970	\$175,549						
		Glendale	-	\$36,100	\$6,540						
		Grantwood	0.14	\$10,813	\$117,181						
		Greendale									

\* A dash ( - ) indicates the municipality has nothing to report. A blank ( ) indicates that OCSA did not receive a report from the municipality.

Table 96

Annual Report on the Finances of the Judicial Department, Calendar Year 2011 \*  
Municipal Division, Calendar Year 2011

Circ	County	Municipality	Reported FTE	Municipality Funded Personnel	Municipality Funded Operations	Circ	County	Municipality	Reported FTE	Municipality Funded Personnel	Municipality Funded Operations
24	MADISON	Fredericktown	0.88	\$22,058	\$496	30	POLK	Bolivar			
	ST FRANCOIS	Bismarck						Fair Play			
		Bonne Terre	1.00	\$27,309	\$783			Humansville			
		Desloge					WEBSTER	Pleasant Hope			
		Farmington						Fordland	0.38	\$16,491	\$0
		Iron Mountain Lake						Marshfield	2.00	\$18,965	\$807
		Leadington						Rogersville			
		Leadwood	4.00	\$30,648	\$1,623			Seymour	-	\$9,117	\$533
		Park Hills	1.95	\$79,784	\$1,300						
	STE GENEVIEVE	St. Mary	0.04	\$1,410	\$300	31	GREENE	Ash Grove	0.14	\$8,400	\$200
		Ste. Genevieve	-	\$20,074	\$2,696			Battlefield	0.50	\$20,860	\$23,400
	WASHINGTON	Potosi	1.06	\$42,595	\$2,702			Fair Grove			
								Republic			
25	MARIES	Belle	0.05	\$22,782	\$2,500			Springfield	24.00	\$964,521	\$160,693
	PHELPS	Newburg	-	\$13,133	\$750			Strafford	1.10	\$61,926	\$23,686
		Rolla	2.00	\$101,104	\$14,164			Walnut Grove	0.05	\$1,641	\$6,759
		St. James						Willard	1.07	\$57,856	\$750
	PULASKI	Crocker									
		Dixon									
		Richland	0.40	\$24,882	\$4,818	32	BOLLINGER	Marble Hill			
		St. Robert					CAPE GIRARDEAU	Cape Girardeau	5.00	\$167,954	\$8,291
		Waynesville	1.57	\$66,968	\$6,500			Jackson			
	TEXAS	Cabool	0.12	\$18,009	\$800		PERRY	Perryville	1.00	\$47,967	\$10,806
		Houston	-	\$40,000	\$300						
		Licking	-	\$31,814	\$535	33	MISSISSIPPI	Charleston			
		Summersville						East Prairie	-	\$1,612	\$0
							SCOTT	Benton			
								Chaffee	-	\$4,200	\$0
26	CAMDEN	Camdenton	1.00	\$73,406	\$968			Miner	1.00	\$28,500	\$52,965
		Linn Creek	0.43	\$22,586	\$8,546			Morley	-	\$0	\$0
		Osage Beach	-	\$94,001	\$1,078			Scott City	-	\$49,750	\$3,500
		Sunrise Beach	1.52	\$39,177	\$0			Sikeston	4.00	\$132,126	\$125,287
		Village of the Four Seasons	-	\$19,875	\$743						
	LACLEDE	Lebanon	7.00	\$125,069	\$182,397	34	NEW MADRID	Canalou	-	\$600	\$640
	MILLER	Eldon	-	\$29,434	\$537			Gideon			
		Iberia	-	\$6,540	\$0			Howardville	1.50	\$14,346	\$3,544
		Lake Ozark	1.00	\$37,669	\$0			Lilbourn			
	MONITEAU	California	1.00	\$66,862	\$1,577			Marston	2.12	\$9,859	\$500
		Clarksburg						Matthews			
		Jamestown	0.03	\$912	\$1,500			Morehouse	-	\$6,975	\$0
		Tipton	-	\$7,697	\$0			New Madrid	3.00	\$38,195	\$1,375
	MORGAN	Laurie	0.04	\$12,834	\$8,472			Parma	-	\$9,480	\$0
		Stover	0.50	\$3,000	\$350			Portageville	2.50	\$15,000	\$500
		Versailles	0.70	\$25,240	\$1,900			Risco	-	\$3,360	\$0
							PEMISCOT	Caruthersville			
27	BATES	Adrian	-	\$0	\$0			Cooter			
		Butler	4.00	\$87,448	\$112,652			Hayti	-	\$42,100	\$1,000
		Rich Hill	-	\$4,013	\$0			Hayti Heights	-	\$15,050	\$6,324
	HENRY	Clinton	1.35	\$64,722	\$9,177			Holland	-	\$0	\$0
								Homestown			
28	BARTON	Lamar	-	\$27,631	\$19,958			Steele	1.30	\$21,005	\$528
	CEDAR	El Dorado Springs	-	\$10,498	\$36,675			Wardell	-	\$3,912	\$2,000
	DADE	Greenfield	-	\$8,399	\$2,455						
	VERNON	Nevada	2.12	\$81,482	\$18,652	35	DUNKLIN	Arbyrd	0.14	\$7,457	\$100
								Campbell	1.13	\$19,486	\$0
29	JASPER	Carl Junction	2.50	\$46,339	\$7,733			Cardwell	3.00	\$4,800	\$3,788
		Carterville	3.00	\$31,089				Clarkton	0.28	\$13,363	\$3,000
		Carthage	1.83	\$49,478	\$13,500			Holcomb	0.21	\$7,800	\$154
		Duenweg	2.00	\$17,224	\$4,856			Hornersville	-	\$3,048	\$0
		Duquesne	2.00	\$80,621	\$9,907			Kennett			
		Joplin	10.50	\$391,758	\$40,105			Malden	2.00	\$47,220	\$8,124
		Oronogo	-	\$23,785	\$7,905			Senath			
		Sarcoxi					STODDARD	Advance	0.09	\$4,488	\$0
		Webb City	4.00	\$134,300	\$10,608			Bernie			
								Bloomfield			
30	BENTON	Cole Camp	0.05	\$1,168	\$6,711			Dexter	2.00	\$45,482	\$12,150
		Lincoln	0.05	\$673	\$2,053			Puxico	0.09	\$5,675	\$436
		Warsaw	1.50	\$32,893	\$23,656						
	DALLAS	Urbana									

\* A dash ( - ) indicates the municipality has nothing to report. A blank ( ) indicates that OCSA did not receive a report from the municipality.



**Table 96**

**Annual Report on the Finances of the Judicial Department, Calendar Year 2011 \***  
**Municipal Division, Calendar Year 2011**

Circ	County	Municipality	Reported FTE	Municipality Funded Personnel	Municipality Funded Operations	Circ	County	Municipality	Reported FTE	Municipality Funded Personnel	Municipality Funded Operations
36	BUTLER	Poplar Bluff	2.63	\$146,378	\$39,061	41	MACON	LaPlata	0.07	\$4,800	\$0
37	HOWELL	Mountain View	2.00	\$21,733	\$990		SHELBY	Macon	1.73	\$69,672	\$11,491
		West Plains	2.40	\$79,235	\$10,093			Clarence	0.02	\$520	\$500
	OREGON	Willow Springs						Shelbina			
		Thayer				42	CRAWFORD	Bourbon			
38	CHRISTIAN	Billings						Cuba	0.92	\$19,800	\$0
		Clever					IRON	Annapolis	0.16	\$1,882	\$262
		Highlandville						Arcadia	0.10	\$1,600	\$200
		Nixa	2.20	\$129,621	\$3,000			Ironton	0.84	\$9,618	\$1,288
		Ozark	2.00	\$57,675	\$40,314			Pilot Knob	0.08	\$2,330	\$100
		Sparta					REYNOLDS	Viburnum	0.10	\$1,170	\$0
	TANEY	Branson	4.00	\$159,256	\$87,043			Bunker	-	\$196	\$0
		Forsyth	0.25	\$16,544	\$1,259		WAYNE	Ellington	0.23	\$6,717	\$151
		Hollister						Greenville			
		Merriam Woods	0.13	\$3,731	\$1,150			Piedmont	0.25	\$4,320	\$0
		Rockaway Beach	1.37	\$15,514	\$436	43	CALDWELL	Braymer	-	\$4,226	\$0
39	BARRY	Butterfield						Hamilton	1.00	\$1,545	\$1,965
		Cassville	2.00	\$36,293	\$1,500		CLINTON	Polo			
		Exeter						Cameron	1.16	\$54,200	\$4,734
		Monett	1.00	\$34,616	\$12,215			Gower			
		Purdy						Lathrop			
		Seligman						Plattsburg	-	\$26,160	\$5,500
		Washburn					DEKALB	Trimble			
		Wheaton	0.03	\$3,168	\$0			Clarksdale			
	LAWRENCE	Aurora	1.00	\$41,761	\$4,596			Maysville	-	\$2,750	\$0
		Marionville	0.53	\$17,400	\$0			Osborn	-	\$0	\$0
		Miller	-	\$3,443	\$0			Stewartsville	0.06	\$2,293	\$0
		Mount Vernon	0.60	\$14,669	\$13,055			Unionstar			
		Pierce City				44	DOUGLAS	Ava	1.00	\$24,721	\$0
		Verona	0.25	\$11,400			OZARK	Gainesville	0.08	\$1,101	\$0
	STONE	Branson West	1.00	\$50,922	\$2,484			Theodosia			
		Crane					WRIGHT	Hartville	-	\$13,675	\$0
		Galena						Mansfield	0.50	\$19,209	\$816
		Hurley	-	\$0	\$0			Mountain Grove	0.56	\$32,692	\$6,152
		Kimberling City	-	\$25,231	\$9,985			Norwood	-	\$4,488	\$3,880
		Reeds Spring	-	\$11,045	\$2,966	45	LINCOLN	Elsberry	0.40	\$10,011	\$1,789
40	MC DONALD	Anderson	-	\$26,000	\$0			Foley	0.45	\$13,125	\$13,526
		Goodman	0.10	\$5,306	\$11,323			Moscow Mill			
		Lanagan		\$25,305	\$2,392			Old Monroe	3.00	\$5,640	\$0
		Noel	-	\$23,614	\$11,889			Troy	1.50	\$54,755	\$42,716
		Pineville	1.07	\$31,741	\$662			Winfield			
		Southwest City	0.09	\$2,621	\$0		PIKE	Bowling Green	0.25	\$7,200	\$2,700
	NEWTON	Diamond						Curryville	0.51	\$20,049	\$5,375
		Fairview	0.09	\$12,843	\$13,214			Eolia	-	\$0	\$0
		Granby						Frankford			
		Neosho						Louisiana	3.00	\$43,088	\$2,022
		Seneca	0.68	\$25,751	\$3,250			STATEWIDE TOTALS	539.92	\$24,452,129	\$7,280,067

\* A dash ( - ) indicates the municipality has nothing to report. A blank ( ) indicates that OCSA did not receive a report from the municipality.

(This page intentionally left blank.)

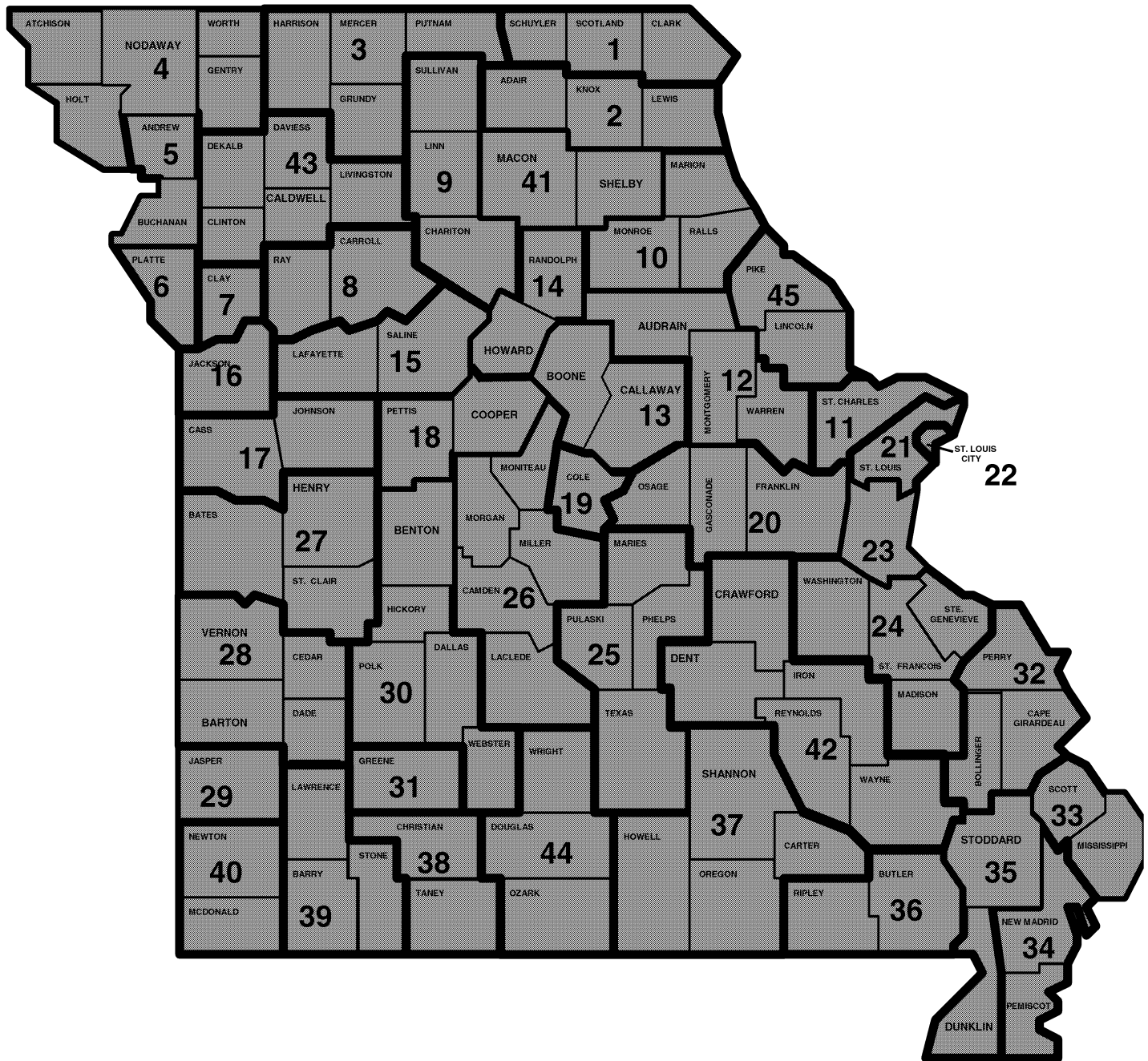
---

# FINE COLLECTION CENTER

---

# Fine Collection Center – FY 2012

## 115 Member Counties



Offenders must pay fine to FCC or plead not guilty to FCC within 30 days. Not guilty and failure to respond citations are sent to County Prosecutor.

**FINE COLLECTION CENTER, P.O. Box 104540, 3425 West Truman Blvd.,**  
Jefferson City, MO 65110 Phone: 877-866-3926 (Toll Free)  
Web site at [www.courts.mo.gov](http://www.courts.mo.gov) Pay on Line at [www.MOFCC.com](http://www.MOFCC.com)

**Table 97**  
**Fine Collection Center, FY 2012**  
**Traffic Cases Filed and Disposed By Manner of Disposition**

CIR. NO.	COUNTY	DATE JOINED	CASES FILED		CASES DISPOSED					TOTAL CASES DISPOSED
					GUILTY PLEA %	NOT GUILTY %	NO RESPONSE %			
1	Clark	May-06	1,357	1,060	(76)	215	(16)	112	(8)	1,387
	Schuyler	October-11	267	214	(87)	23	(9)	9	(4)	246
	Scotland	October-11	364	275	(81)	48	(14)	17	(5)	340
2	Adair	July-05	1,482	1,205	(80)	164	(11)	141	(9)	1,510
	Knox	June-05	280	196	(70)	56	(20)	27	(10)	279
	Lewis	February-05	1,590	1,148	(73)	300	(19)	127	(8)	1,575
3	Grundy	October-09	613	490	(79)	72	(12)	59	(10)	621
	Harrison	July-10	2,327	1,899	(80)	178	(7)	300	(13)	2,377
	Mercer	October-11	157	120	(81)	18	(12)	10	(7)	148
	Putnam	May-11	469	373	(77)	70	(14)	44	(9)	487
4	Atchison	June-02	1,307	1,043	(81)	77	(6)	162	(13)	1,282
	Gentry	October-11	78	59	(78)	9	(12)	8	(11)	76
	Holt	January-00	1,006	680	(71)	143	(15)	133	(14)	956
	Nodaway	October-99	1,538	1,195	(77)	224	(14)	138	(9)	1,557
	Worth	December-11	78	62	(85)	5	(7)	6	(8)	73
5	Andrew	July-00	1,201	813	(69)	152	(13)	221	(19)	1,186
	Buchanan	March-00	3,266	2,212	(68)	333	(10)	700	(22)	3,245
6	Platte	August-10	7,461	5,409	(71)	1,209	(16)	1,033	(14)	7,651
7	Clay	September-06	6,189	4,031	(64)	1,254	(20)	1,004	(16)	6,289
8	Carroll	June-05	315	240	(79)	40	(13)	25	(8)	305
	Ray	June-05	1,084	744	(64)	230	(20)	180	(16)	1,154
9	Chariton	September-03	595	465	(78)	100	(17)	35	(6)	600
	Linn	September-02	1,849	1,413	(76)	302	(16)	155	(8)	1,870
	Sullivan	July-04	963	731	(76)	144	(15)	81	(8)	956
10	Marion	November-11	1,348	1,012	(81)	131	(11)	99	(8)	1,242
	Monroe	May-05	899	706	(78)	132	(15)	65	(7)	903
	Ralls	November-11	828	579	(75)	148	(19)	49	(6)	776
11	St. Charles	March-00	9,736	5,828	(61)	2,796	(29)	1,009	(10)	9,633
12	Audrain	January-00	992	819	(83)	76	(8)	96	(10)	991
	Montgomery	October-99	1,279	742	(58)	389	(30)	150	(12)	1,281
	Warren	October-02	2,429	1,501	(60)	681	(27)	301	(12)	2,483
13	Boone	July-99	5,384	3,801	(69)	964	(18)	719	(13)	5,484
	Callaway	July-99	3,619	2,423	(68)	707	(20)	452	(13)	3,582
14	Howard	October-99	305	221	(74)	47	(16)	30	(10)	298
	Randolph	March-00	3,600	2,858	(80)	352	(10)	369	(10)	3,579
15	Lafayette	May-01	8,778	6,650	(75)	1,178	(13)	1,078	(12)	8,906
	Saline	March-00	1,599	1,129	(68)	347	(21)	173	(10)	1,649
16	Jackson	August-05	5,021	2,825	(57)	1,166	(23)	1,009	(20)	5,000
17	Cass	March-00	4,231	3,129	(75)	536	(13)	488	(12)	4,153
	Johnson	March-04	2,487	1,675	(68)	511	(21)	267	(11)	2,453
18	Cooper	October-99	1,413	988	(70)	288	(20)	134	(10)	1,410
	Pettis	September-05	1,388	986	(73)	243	(18)	127	(9)	1,356
19	Cole	January-00	2,340	1,636	(72)	386	(17)	253	(11)	2,275
20	Franklin	October-00	11,101	6,753	(61)	2,984	(27)	1,407	(13)	11,144
	Gasconade	March-02	558	372	(69)	107	(20)	63	(12)	542
	Osage	December-00	617	495	(81)	48	(8)	70	(11)	613
21	St. Louis County	August-07	14,230	6,475	(46)	5,397	(38)	2,296	(16)	14,168
22	City of St. Louis	September-11	58	36	(68)	9	(17)	8	(15)	53
23	Jefferson	May-06	5,267	2,966	(57)	1,579	(30)	689	(13)	5,234
24	Madison	October-00	932	682	(71)	170	(18)	111	(12)	963
	St. Francois	July-00	3,138	1,998	(63)	794	(25)	387	(12)	3,179
	Ste. Genevieve	March-00	5,227	3,963	(76)	672	(13)	608	(12)	5,243
	Washington	June-01	536	370	(67)	90	(16)	95	(17)	555

Table 97

## Fine Collection Center, FY 2012

## Traffic Cases Filed and Disposed By Manner of Disposition

CIR. NO.	COUNTY	DATE JOINED	CASES FILED		CASES DISPOSED						TOTAL CASES DISPOSED
					GUILTY PLEA	%	NOT GUILTY	%	NO RESPONSE	%	
25	Maries	March-11	540		340	(63)	148	(27)	55	(10)	543
	Phelps	March-01	5,755		3,907	(69)	1,060	(19)	722	(13)	5,689
	Pulaski	December-11	2,018		1,259	(69)	431	(24)	143	(8)	1,833
	Texas	September-06	1,991		1,512	(75)	302	(15)	204	(10)	2,018
26	Camden	January-04	1,441		1,083	(74)	191	(13)	192	(13)	1,466
	Laclede	January-00	3,097		2,133	(69)	612	(20)	350	(11)	3,095
	Miller	November-05	1,828		1,348	(73)	290	(16)	217	(12)	1,855
	Moniteau	January-12	283		205	(81)	32	(13)	16	(6)	253
	Morgan	January-12	1,035		708	(70)	214	(21)	90	(9)	1,012
27	Bates	July-09	1,578		1,044	(65)	330	(21)	224	(14)	1,598
	Henry	January-00	1,429		1,023	(70)	261	(18)	173	(12)	1,457
	St. Clair	January-11	1,865		1,222	(67)	458	(25)	133	(7)	1,813
28	Barton	October-99	1,561		1,262	(82)	119	(8)	163	(11)	1,544
	Cedar	January-11	610		457	(75)	76	(12)	77	(13)	610
	Dade	June-11	276		179	(67)	49	(18)	38	(14)	266
	Vernon	October-99	1,261		1,014	(81)	115	(9)	123	(10)	1,252
29	Jasper	March-00	5,485		4,068	(76)	636	(12)	629	(12)	5,333
30	Benton	October-99	1,096		758	(68)	195	(17)	163	(15)	1,116
	Dallas	September-11	1,761		1,232	(74)	319	(19)	111	(7)	1,662
	Hickory	April-09	422		320	(77)	61	(15)	34	(8)	415
	Polk	February-01	2,265		1,402	(65)	538	(25)	229	(11)	2,169
	Webster	July-00	1,777		1,160	(67)	354	(20)	228	(13)	1,742
31	Greene	August-03	5,498		3,130	(57)	1,289	(23)	1,083	(20)	5,502
32	Bollinger	March-00	248		205	(88)	17	(7)	12	(5)	234
	Cape Girardeau	March-00	2,254		1,786	(82)	132	(6)	260	(12)	2,178
	Perry	March-00	1,852		1,234	(67)	349	(19)	259	(14)	1,842
33	Mississippi	January-01	3,462		2,680	(80)	224	(7)	454	(14)	3,358
	Scott	July-05	1,365		1,012	(74)	186	(14)	167	(12)	1,365
34	New Madrid	December-02	2,964		2,023	(72)	418	(15)	374	(13)	2,815
	Pemiscot	November-09	5,637		4,667	(82)	279	(5)	776	(14)	5,722
35	Dunklin	January-00	899		706	(81)	84	(10)	81	(9)	871
	Stoddard	October-07	714		524	(74)	99	(14)	88	(12)	711
36	Butler	March-00	2,544		1,907	(78)	250	(10)	274	(11)	2,431
	Ripley	March-00	638		447	(80)	48	(9)	64	(11)	559
37	Carter	April-07	1,151		864	(75)	154	(13)	130	(11)	1,148
	Howell	April-07	5,449		4,240	(78)	508	(9)	663	(12)	5,411
	Oregon	March-03	332		265	(79)	42	(13)	27	(8)	334
	Shannon	October-99	1,028		761	(75)	90	(9)	158	(16)	1,009
38	Christian	October-03	1,737		1,111	(66)	329	(19)	248	(15)	1,688
	Taney	June-04	2,381		1,586	(64)	469	(19)	426	(17)	2,481
39	Barry	January-00	1,321		971	(73)	191	(14)	169	(13)	1,331
	Lawrence	October-99	1,400		982	(74)	194	(15)	148	(11)	1,324
	Stone	April-03	849		551	(70)	94	(12)	138	(18)	783
40	McDonald	July-02	1,239		909	(73)	148	(12)	187	(15)	1,244
	Newton	June-02	4,990		3,696	(76)	536	(11)	618	(13)	4,850
41	Macon	January-00	2,485		1,845	(74)	459	(18)	191	(8)	2,495
	Shelby	January-00	1,052		772	(76)	155	(15)	92	(9)	1,019
42	Crawford	October-99	3,178		2,170	(69)	559	(18)	434	(14)	3,163
	Dent	January-00	1,255		884	(69)	189	(15)	202	(16)	1,275
	Iron	January-01	334		244	(71)	60	(17)	41	(12)	345
	Reynolds	November-05	364		277	(77)	37	(10)	46	(13)	360
	Wayne	October-00	1,619		1,117	(70)	295	(18)	188	(12)	1,600
43	Caldwell	January-00	1,091		791	(72)	196	(18)	111	(10)	1,098
	Clinton	October-05	2,071		1,403	(68)	360	(17)	305	(15)	2,068
	Daviess	January-12	689		478	(77)	79	(13)	60	(10)	617
	DeKalb	March-00	913		721	(79)	108	(12)	78	(9)	907
	Livingston	July-09	683		570	(80)	80	(11)	61	(9)	711
44	Douglas	June-05	799		553	(66)	187	(22)	94	(11)	834
	Ozark	June-05	514		376	(73)	94	(18)	46	(9)	516
	Wright	April-03	2,168		1,640	(73)	331	(15)	276	(12)	2,247
45	Lincoln	July-01	3,362		2,038	(60)	979	(29)	364	(11)	3,381
	Pike	January-03	1,550		1,094	(69)	313	(20)	182	(11)	1,589
State Totals			248,629		170,561	(69)	45,696	(18)	31,218	(13)	247,475

**Table 98**  
**Fine Collection Center, FY 2012**  
**Conservation Cases Filed and Disposed By Manner of Disposition**

CIR. NO.	COUNTY	CASES FILED			CASES DISPOSED				TOTAL CASES DISPOSED
			GUILTY PLEA %		NOT GUILTY %		NO RESPONSE %		
1	Clark	50	44	(88)	1	(2)	5	(10)	50
2	Adair	19	22	(88)	3	(12)	0	(0)	25
	Knox	22	20	(80)	1	(4)	4	(16)	25
	Lewis	45	39	(87)	0	(0)	6	(13)	45
3	Grundy	10	9	(53)	0	(0)	8	(47)	17
	Harrison	7	7	(58)	1	(8)	4	(33)	12
	Mercer	7	7	(100)	0	(0)	0	(0)	7
	Putnam	24	21	(91)	2	(9)	0	(0)	23
4	Gentry	14	11	(85)	0	(0)	2	(15)	13
	Holt	87	77	(93)	2	(2)	4	(5)	83
	Nodaway	56	46	(79)	3	(5)	9	(16)	58
	Worth	2	1	(100)	0	(0)	0	(0)	1
5	Andrew	49	34	(83)	1	(2)	6	(15)	41
	Buchanan	67	46	(67)	3	(4)	20	(29)	69
6	Platte	74	57	(74)	5	(6)	15	(19)	77
7	Clay	142	109	(80)	7	(5)	20	(15)	136
8	Carroll	58	42	(91)	3	(7)	1	(2)	46
	Ray	23	24	(69)	4	(11)	7	(20)	35
9	Linn	39	19	(58)	13	(39)	1	(3)	33
	Sullivan	41	42	(88)	3	(6)	3	(6)	48
10	Marion	1	1	(100)	0	(0)	0	(0)	1
	Monroe	46	38	(76)	7	(14)	5	(10)	50
11	St. Charles	73	60	(80)	5	(7)	10	(13)	75
12	Audrain	32	22	(79)	2	(7)	4	(14)	28
	Montgomery	5	4	(100)	0	(0)	0	(0)	4
13	Boone	80	67	(77)	4	(5)	16	(18)	87
	Callaway	51	41	(84)	2	(4)	6	(12)	49
14	Howard	49	38	(79)	1	(2)	9	(19)	48
	Randolph	32	26	(79)	5	(15)	2	(6)	33
16	Jackson	229	121	(50)	15	(6)	106	(44)	242
17	Cass	48	32	(59)	6	(11)	16	(30)	54
	Johnson	58	47	(80)	2	(3)	10	(17)	59
18	Cooper	1	1	(100)	0	(0)	0	(0)	1
	Pettis	62	49	(74)	7	(11)	10	(15)	66
19	Cole	17	14	(61)	4	(17)	5	(22)	23
20	Franklin	82	57	(70)	1	(1)	23	(28)	81
21	St. Louis County	64	42	(71)	2	(3)	15	(25)	59
23	Jefferson	110	67	(72)	4	(4)	22	(24)	93
24	Madison	27	23	(88)	2	(8)	1	(4)	26
	St. Francois	30	21	(72)	3	(10)	5	(17)	29
	Washington	26	22	(88)	1	(4)	2	(8)	25
25	Maries	8	5	(56)	1	(11)	3	(33)	9
	Phelps	69	53	(79)	4	(6)	10	(15)	67
	Pulaski	4	0	(0)	1	(33)	2	(67)	3
	Texas	40	27	(77)	3	(9)	5	(14)	35
26	Camden	126	117	(91)	5	(4)	6	(5)	128
	Laclede	82	75	(85)	6	(7)	7	(8)	88
	Miller	86	65	(82)	6	(8)	8	(10)	79
	Morgan	110	96	(76)	4	(3)	26	(21)	126

**Table 98**  
**Fine Collection Center, FY 2012**  
**Conservation Cases Filed and Disposed By Manner of Disposition**

CIR. NO.	COUNTY	CASES FILED		CASES DISPOSED						TOTAL CASES DISPOSED
				GUILTY PLEA %		NOT GUILTY %		NO RESPONSE %		
27	Bates	19	14	(74)	1	(5)	4	(21)	19	
	Henry	70	56	(78)	7	(10)	9	(13)	72	
28	Barton	21	14	(67)	3	(14)	4	(19)	21	
	Cedar	51	42	(82)	3	(6)	6	(12)	51	
	Dade	85	44	(54)	23	(28)	15	(18)	82	
	Vernon	56	41	(76)	5	(9)	8	(15)	54	
29	Jasper	18	16	(76)	0	(0)	5	(24)	21	
30	Benton	152	127	(76)	16	(10)	24	(14)	167	
	Hickory	78	64	(79)	11	(14)	6	(7)	81	
	Polk	82	55	(69)	4	(5)	21	(26)	80	
	Webster	29	16	(73)	5	(23)	1	(5)	22	
31	Greene	132	74	(56)	15	(11)	43	(33)	132	
32	Cape Girardeau	22	22	(100)	0	(0)	0	(0)	22	
	Perry	48	43	(77)	3	(5)	10	(18)	56	
33	Mississippi	21	18	(82)	1	(5)	3	(14)	22	
	Scott	17	13	(72)	1	(6)	4	(22)	18	
34	Pemiscot	16	14	(100)	0	(0)	0	(0)	14	
35	Dunklin	34	25	(76)	3	(9)	5	(15)	33	
	Stoddard	66	60	(82)	5	(7)	8	(11)	73	
36	Butler	43	25	(58)	7	(16)	11	(26)	43	
	Ripley	41	36	(82)	6	(14)	2	(5)	44	
37	Carter	65	58	(91)	0	(0)	6	(9)	64	
	Howell	20	14	(70)	1	(5)	5	(25)	20	
	Oregon	15	14	(93)	0	(0)	1	(7)	15	
	Shannon	39	29	(76)	6	(16)	3	(8)	38	
38	Christian	36	27	(84)	2	(6)	3	(9)	32	
	Taney	90	74	(87)	4	(5)	7	(8)	85	
39	Barry	137	106	(83)	6	(5)	15	(12)	127	
	Lawrence	39	28	(74)	0	(0)	10	(26)	38	
	Stone	40	25	(64)	5	(13)	9	(23)	39	
40	McDonald	223	147	(72)	12	(6)	45	(22)	204	
	Newton	53	42	(72)	6	(10)	10	(17)	58	
41	Macon	62	58	(92)	2	(3)	3	(5)	63	
	Shelby	31	16	(48)	10	(30)	7	(21)	33	
42	Crawford	80	52	(66)	11	(14)	16	(20)	79	
	Dent	73	48	(70)	8	(12)	13	(19)	69	
	Iron	25	23	(85)	2	(7)	2	(7)	27	
	Reynolds	46	35	(88)	5	(13)	0	(0)	40	
	Wayne	65	45	(78)	9	(16)	4	(7)	58	
43	Caldwell	8	8	(100)	0	(0)	0	(0)	8	
	Clinton	65	55	(75)	7	(10)	11	(15)	73	
	DeKalb	50	45	(80)	3	(5)	8	(14)	56	
	Livingston	47	39	(75)	5	(10)	8	(15)	52	
44	Douglas	21	17	(71)	1	(4)	6	(25)	24	
	Wright	23	20	(87)	3	(13)	0	(0)	23	
45	Lincoln	139	100	(73)	7	(5)	30	(22)	137	
	Pike	100	76	(81)	6	(6)	12	(13)	94	
STATE TOTAL		5,177	3,928	(76)	395	(8)	872	(17)	5,195	

\*The FCC started processing conservation cases on November 01, 2001. This service is optional for participating counties.



**Table 99**  
**Fine Collection Center, FY 2012**  
**Watercraft Cases Filed and Disposed By Manner of Disposition**

CIR. NO.	COUNTY	CASES FILED	CASES DISPOSED						TOTAL CASES DISPOSED
			GUILTY PLEA %		NOT GUILTY %		NO RESPONSE %		
4	Holt	1	1	(100)	0	(0)	0	(0)	1
5	Buchanan	5	2	(100)	0	(0)	0	(0)	2
7	Clay	69	56	(78)	6	(8)	10	(14)	72
8	Carroll	1	0	NA	0	NA	0	NA	0
	Ray	2	2	(100)	0	(0)	0	(0)	2
10	Monroe	22	25	(100)	0	(0)	0	(0)	25
	Ralls	1	1	(100)	0	(0)	0	(0)	1
11	St. Charles	49	37	(77)	6	(13)	5	(10)	48
14	Randolph	1	1	(100)	0	(0)	0	(0)	1
15	Lafayette	4	2	(100)	0	(0)	0	(0)	2
16	Jackson	45	40	(75)	5	(9)	8	(15)	53
17	Cass	0	1	(100)	0	(0)	0	(0)	1
18	Cooper	1	1	(100)	0	(0)	0	(0)	1
19	Cole	4	1	(100)	0	(0)	0	(0)	1
20	Franklin	12	9	(75)	0	(0)	3	(25)	12
	Gasconade	2	1	(100)	0	(0)	0	(0)	1
	Osage	9	9	(100)	0	(0)	0	(0)	9
21	St. Louis County	12	11	(100)	0	(0)	0	(0)	11
23	Jefferson	17	10	(71)	0	(0)	4	(29)	14
25	Maries	2	1	(50)	1	(50)	0	(0)	2
	Phelps	0	1	(100)	0	(0)	0	(0)	1
26	Camden	282	252	(91)	10	(4)	15	(5)	277
	Laclede	2	2	(100)	0	(0)	0	(0)	2
	Miller	7	4	(67)	1	(17)	1	(17)	6
	Morgan	25	28	(97)	0	(0)	1	(3)	29
27	Henry	8	7	(88)	0	(0)	1	(13)	8
28	Cedar	22	18	(78)	0	(0)	5	(22)	23
	Dade	14	10	(100)	0	(0)	0	(0)	10
30	Benton	33	29	(91)	2	(6)	1	(3)	32
	Hickory	50	45	(85)	1	(2)	7	(13)	53
	Polk	13	11	(85)	2	(15)	0	(0)	13
36	Butler	10	6	(86)	0	(0)	1	(14)	7
	Ripley	17	15	(83)	0	(0)	3	(17)	18
37	Carter	26	21	(95)	0	(0)	1	(5)	22
	Oregon	1	1	(100)	0	(0)	0	(0)	1
	Shannon	3	2	(100)	0	(0)	0	(0)	2
38	Taney	27	24	(89)	0	(0)	3	(11)	27
39	Barry	21	14	(82)	2	(12)	1	(6)	17
	Stone	95	74	(80)	7	(8)	11	(12)	92
41	Macon	12	10	(91)	1	(9)	0	(0)	11
42	Crawford	11	4	(40)	1	(10)	5	(50)	10
	Reynolds	28	21	(78)	2	(7)	4	(15)	27
	Wayne	30	23	(88)	0	(0)	3	(12)	26
43	Clinton	1	1	(50)	1	(50)	0	(0)	2
	DeKalb	1	0	NA	0	NA	0	NA	0
44	Ozark	10	7	(88)	0	(0)	1	(13)	8
45	Lincoln	6	6	(75)	1	(13)	1	(13)	8
STATE TOTAL		1,014	847	(85)	49	(5)	95	(10)	991

\*The FCC started processing water patrol cases on May 01, 2002. This service is optional for participating counties.

**Table 100**  
**Fine Collection Center, FY 2012**  
**Municipal Cases Filed and Disposed By Manner of Disposition**

CIR. NO.	COUNTY (Municipality)	CASES FILED	CASES DISPOSED						TOTAL CASES DISPOSED
			GUILTY PLEA %		NOT GUILTY %		NO RESPONSE %		
1	Clark								
	Kahoka	39	33	(83)	3	(8)	4	(10)	40
3	Putnam								
	Unionville	91	59	(67)	12	(14)	17	(19)	88
17	Cass								
	Archie	647	423	(68)	145	(23)	56	(9)	624
	Creighton	4	2	(50)	0	(0)	2	(50)	4
	Freeman	3	1	(50)	1	(50)	0	(0)	2
	Drexel	208	126	(61)	67	(32)	15	(7)	208
	Strasburg	30	19	(59)	12	(38)	1	(3)	32
17	Johnson								
	Centerview	0	0	NA	0	NA	0	NA	0
	Chilhowee	3	3	(100)	0	(0)	0	(0)	3
	Holden	108	66	(65)	30	(29)	6	(6)	102
	Kingsville	1	0	(0)	1	(100)	0	(0)	1
	Leeton	6	3	(60)	1	(20)	1	(20)	5
29	Jasper								
	Sarcoxie	160	101	(70)	27	(19)	16	(11)	144
	Village of Airport Drive	60	36	(63)	15	(26)	6	(11)	57
43	Livingston								
	Chillicothe	470	372	(80)	42	(9)	50	(11)	464
STATE TOTAL		1,830	1,244	(70)	356	(20)	174	(10)	1,774

(This page intentionally left blank.)

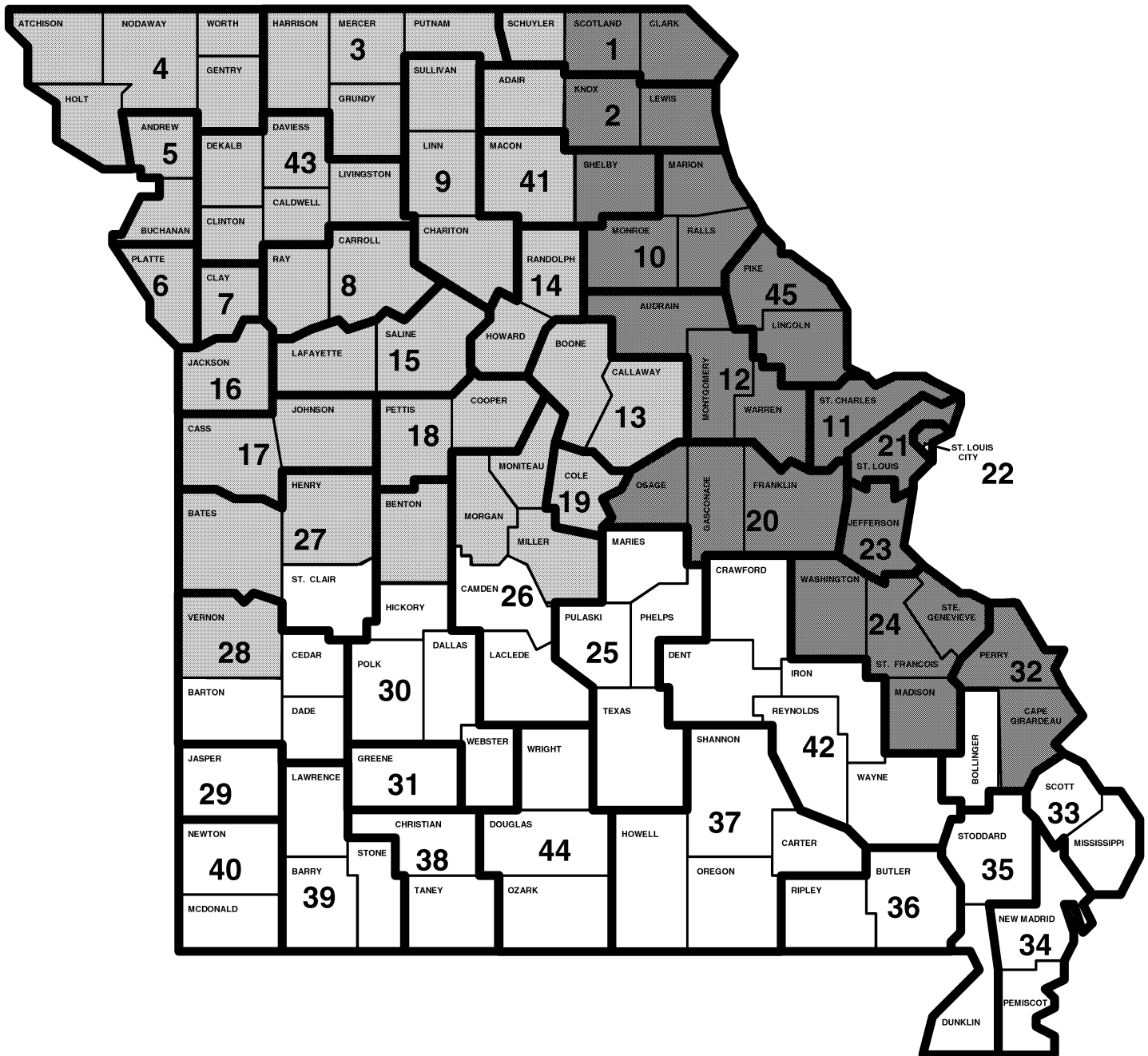
---

# APPENDICES

---

# MISSOURI COURT OF APPEALS

## Missouri's 45 Judicial Circuits



## Definitions and Explanatory Notes

Note: Caseload figures contained in this publication are based on information provided to the Office of State Courts Administrator by the Supreme Court, Court of Appeals, and Circuit Courts. Population data was obtained from the United States Census Bureau website.

**Associate Civil Case:** Previously reported as Chapter 517. Civil cases heard under procedures outlined in Chapter 517, RSMo, 1986. Included are cases in which the amount in dispute does not exceed \$25,000; hardship driving; replevin; forcible entry and unlawful detainer; and landlord-tenant actions. Trials de novo, counted in the General Civil category, are permitted on cases where the amount in question is \$5,000 or less.

**Civil Case:** The unit of count is the petition. A single case may include multiple parties. Included in total civil cases are circuit civil, domestic relations, associate civil, and small claims cases.

**Criminal Case:** The unit of count is the complaint, information or indictment. A single case may include multiple charges. A case is not counted as disposed until all charges against all defendants have been disposed.

Included in total criminal cases are felonies, felony preliminaries, and misdemeanors. Traffic offenses are also a type of criminal case. Municipal and county ordinance cases, which are quasi-criminal matters, are included in some tables.

**Dispositions:** Cases which have been concluded at that court level. The court has acted on the case and has assigned a 'manner of disposition' or 'final disposition docket code' to the case and no further action is required. The case may be reopened at a later date or at a different court level as a supplemental filing. Disposition counts reported in this supplement include all cases that were disposed between July 1, 2011 and June 30, 2012.

**Disposition to Filing Ratio:** Compares the number of cases disposed with the number of cases filed during the year to give an indication of how well the court is keeping up with its workload. This ratio is calculated by dividing the number of cases disposed by the number of cases filed. A ratio of 1.00 indicates that the court filed and disposed the same number of cases. Ratios greater than 1.00 mean the court disposed more cases than were filed during the year, thus achieving a reduction in its pending caseload. Ratios less than 1.00 indicate that the court disposed fewer cases than were filed and experienced an increase in its pending caseload.

**Domestic Relations:** Includes dissolution of marriage; legal separation, annulment, separate maintenance; URESA; adult abuse; motions to modify; motions for contempt in domestic relations cases; change of name; contested actions involving administrative support orders of the Department of Social Services; child protection orders; paternity; writs of habeas corpus in child custody cases; registrations of foreign domestic relations judgments; and miscellaneous domestic relations cases.

**Felony:** Information or indictment alleging commission of a felony offense. Includes felony cases which were reduced to misdemeanors.

**Associate Felony:** Felony complaint. Previously reported as felony preliminary. If probable cause is found, the defendant is bound over for arraignment and trial. Includes felony complaints which were reduced to misdemeanors and disposed in the associate divisions.

**Filings:** Cases which have been initiated in the court system. Historically, 'to file' a paper meant to give it to the court clerk to include in the case record. Filings for fiscal 2012 are cases that were initiated between July 1, 2011 and June 30, 2012. These include supplemental filings.

**Fine Collection Center (FCC):** The Fine Collection Center processes certain traffic, watercraft, and conservation violations for courts in participating counties statewide. Missouri created the processing center to reduce the administrative burden on local court clerks and free up some of their time for other court duties. The FCC also offers uniform fines, producing a fairer system for people across the state. As courts volunteer to use this resource, they achieve additional benefits including better accountability and improved collection rates.

**Circuit Civil:** Previously reported as general civil. Among the specific actions included are civil cases involving amounts over \$25,000; Chapter 517, RSMo, and small claims trials de novo; administrative review cases; condemnations; extraordinary remedy cases, such as habeas corpus and injunctions; registrations of foreign judgment; tax actions; and motions for post conviction relief (Supreme Court Rules 24.035 and 29.15).

**Justice Information System (JIS):** JIS is an automated case management software designed by Affiliated Computer Services (ACS). This software was selected as the sole Missouri standard software and all state courts are now moving toward implementation as budget resources allow. As of June 30, 2008, all of the state circuit courts used the system.

**Juvenile:** During FY 2003, the definitions for filed, disposed, and pending were changed for juvenile cases. In addition to revising definitions, procedures on case processing for some courts using JIS were changed during FY 2003 to eliminate subcases or supplemental filings. As of May 2005, all JIS courts had upgraded JIS software and new procedures. For those counties using JIS, juvenile cases filed consisted of original filings plus MMOD (motions to modify) during the fiscal year. Dispositions did not include the dispositions of these supplemental filings. Counties not using JIS continued to report filings and supplementals directly to OSCA. Because of these changes, juvenile filing, disposition, and pending data for original petitions and supplementals had not been counted consistently across all courts in the state.

As of the end of FY 2007, all counties were using JIS for juvenile cases; therefore all juvenile data for FY 2012 were reported from JIS.

Juveniles are individuals under 17 years of age. The unit of count is the petition. More than one child, as well as multiple allegations may be included in one petition. However, for case management purposes, courts are encouraged to open separate files for each child for Abuse/Neglect, Termination of Parental Rights, Juvenile Delinquency and Status Offenses. Multiple children who are being adopted by a party should be counted as one case. Referrals to the juvenile officer or the juvenile court in which no petition is filed are not included. Additional petitions or motions to modify filed under an existing case number after a disposition has been rendered on the original petitions are supplemental filings. Cases are considered closed when the child is no longer under jurisdiction of the court. Cases are considered pending if the child is still under jurisdiction of the court. Because dispositions are no longer reported on supplemental filings, the disposed to filing ratio will not accurately reflect the actual case processing of the court.

**Mental Health Petition:** Petition for 21 days, 30 days, 90 days, 180 days or one-year involuntary detention, treatment or rehabilitation for a mental disorder or abuse of alcohol and/or drugs.

**Misdemeanor:** Complaint or information alleging commission of a misdemeanor offense. Includes cases originally filed in either the circuit or associate division of the Circuit Court. A request for jury trial may or may not result in the case being certified from the associate to the circuit division, depending on local practice. Non-traffic infractions and conservation/watercraft offenses are included in the misdemeanor count.

**Ordinance:** Municipal divisions in Missouri can operate within one of three basic structures pursuant to section 479.060 RSMo:

1. Municipal funded court facility with municipal judge(s) (either lawyer or non-lawyer) and municipal clerk(s).
2. Municipal funded clerk(s) with cases processed and managed by the clerk(s) but heard by a state funded associate judge.
3. Municipal cases filed and heard through the associate division, where the judge and the clerk(s) are funded by the state.

Municipal divisions which operate under the first and second types of structures report data to OSCA using the Municipal Division Summary Reporting Form or using JIS. These data can be found in the Municipal Division section of this annual report supplement.

Municipal divisions which operate under the third type of structure report data through the Justice Information System (JIS) or Statewide Judicial Information System (SWJIS). These data are reported as Ordinance cases in the Circuit Court sections of this report.

**Pending:** Pending case counts include all cases that have been filed but not yet disposed in a particular court. Criminal cases that have been disposed but still require sentencing are not included as pending cases. Pending end figures reported for one year may not equal the pending beginning figures for the next year due to pending audits conducted at the court. The pending case counts reported in this supplement refer to the number of cases pending as of June 30, 2012.

**Probate:** Total cases include decedents' estates; minors' guardianships and conservatorships; incapacitated/disabled persons' guardianships and conservatorships; mental health petitions; and sexual predator cases.

**Small Claims:** The jurisdictional limit is \$3,000. Gun permit and appeal cases are now included as small claim cases. Small claims trials de novo are General Civil cases. Petitioners may not file more than twelve cases in one year. Clerks of the court are required to assist petitioners in filing their cases.

**Statewide Judicial Information System (SWJIS):** The data collection system established in 1974 and maintained by the Office of State Courts Administrator used to collect caseload data from all circuit and associate divisions of the circuit court in Missouri. This system was no longer used at any location for FY 2012.

**Traffic:** Violations of state traffic laws. Does not include the more serious traffic violations, such as driving while intoxicated, leaving the scene of an accident or driving while license is suspended or revoked. These cases are reflected in the numbers of misdemeanors, felonies, and felony preliminary cases.



## DESCRIPTION OF TIME STANDARDS CASE TYPES

### Description of Case Types

#### **Circuit Civil:**

Tort, contract, administrative review, real estate, and extraordinary remedy cases filed in the circuit divisions, associate civil and small claims trials de novo, other miscellaneous actions filed in the circuit divisions, and such other actions defined as circuit civil cases by the State Judicial Records Committee.

#### **Domestic Relations:**

Dissolution of marriage, legal separation, annulment, separate maintenance, URESA, UIFSA, adult abuse, motions to modify, motions for contempt in domestic relations cases, contested actions involving administrative support orders of the state department of social services, child protection orders, paternity, change of name, writs of habeas corpus in child custody cases, registration of foreign domestic relation judgments and such other actions defined as domestic relations cases by the State Judicial Records Committee.

#### **Associate Civil:**

Tort, contract, administrative review, landlord-tenant and small claims cases filed in the associate circuit divisions and such other actions defined as associate civil or small claims cases by the State Judicial Records Committee.

#### **Circuit Felony:**

Felony indictments and informations.

#### **Associate Criminal:**

Felony cases prior to the filing of the indictment or information, misdemeanor cases, serious traffic and serious watercraft cases, municipal trials de novo, and misdemeanor certifications.

### Age Calculations

#### **Civil:**

From date of filing to date of judgment, dismissal, change of venue or other disposition.

#### **Felony Complaints:**

From date of filing to date the case was bound over or dismissed, an indictment was filed, the defendant pleaded guilty to a reduced charge, or other disposition.

#### **Information or Indictment:**

From date of filing to date of jury verdict, finding by the court, dismissal, Nolle Prosequi, change of venue or other disposition.

Periods during which a warrant was outstanding have been excluded when calculating the age of criminal cases.

## Appendix 4

### List of Case Types Counted on Circuit Profiles

#### Circuit Civil

##### Cir Civil Tort

TA CC Asbestos  
TB CC Pers Injury-Fed Empl Liab  
TC CC Pers Injury-Malpractice  
TD CC Pers Injury-Prod Liab  
TE CC Pers Injury-Vehicular  
TF CC Pers Injury-Other  
TG CC Property Damage  
TH CC Wrongful Death  
TI CC Other Tort  
TJ CC Employmnt Discrmntn 213.111  
TK CC Public Accommodat 213.111

##### Cir Civil Contract

CA CC Breach of Contract  
CB CC Promissory Note  
CC CC Specific Performance  
CD CC Suit on Account  
CE CC Contract-Other

##### Cir Civil Administrative Review

IA CC Chptr 536 State Agcy Rvw  
IB CC DL Revoc Rvw 302.311 RSMo  
IC CC TDN of DOR Decision  
ID CC Refus Breath 302.750/577.04  
IE CC Limit Dr Priv 302.309 RSMo  
IF CC Other Administrative Review

##### Cir Civil Real Estate

RA CC Appl to Enf Mechanics Lien  
RB CC Eminent Domain/Condemn St  
RC CC Eminent Domain/Condemn Oth  
RD CC Exception  
RE CC Foreclosure  
RF CC Landlord Complaint  
RG CC Partition  
RH CC Quiet Title  
RI CC Rent and Possession  
RJ CC Unlawful Detainer  
RK CC Other Real Estate Actions

##### Cir Civil Extraordinary Remedies

EA CC Declaratory Judgment  
EB CC Habeas Corpus  
EC CC Injunction  
ED CC Other Extraordinary Remedy  
EF CC Show Cause to Enf Jury Svc  
EG CC Temporary Restraining Order

##### Cir Civil Miscellaneous

X1 CC Other Miscellaneous Actions  
XA CC Action Against Garnishee  
XB CC CAFA Forfeit 513.600-513.64  
XC CC Common Law Lien pet 428.115  
XD CC Contempt  
XE CC Establishment of Charters  
XF CC Exam Judgment Debtor  
XG CC Expunge/Correct Arrest Rec  
XH CC Out of State Witness  
XI CC Reg Foreign Jgmt (excl DR)  
XJ CC Replevin  
XK CC Revival of Judgment  
XL CC Delinquent City License Fee  
XM CC Delinquent City Taxes  
XN CC Delinquent Cnty License Fee  
XO CC Delinquent Cnty Taxes  
XP CC Delinquent Sales Tax  
XQ CC Delinquent State Taxes  
XR CC Personal Property Taxes  
XS CC Trial de Novo  
XT CC Small Claims Trial de Novo  
XU CC Will Contest 473.083  
XV CC Small Claims Certified  
XW CC Motn, Rules 29.15 or 24.035  
XY CC Pro Forma  
XZ CC Tax Action Other

#### Domestic Relations

D1 CC CS Admin Order w/ Hrng  
D2 CC CS Contempt  
D3 CC CS Misc Domestic Rel  
D4 CC CS Motion to Modify  
D5 CC CS Paternity  
D6 CC CS UIFSA Initiating  
D7 CC CS UIFSA Responding  
D8 CC CS URESA Initiating  
D9 CC CS URESA Responding  
DA CC Adult Abuse w/o Stalking  
DB CC Adult Abuse Stalking  
DC CC Adult Abuse Ext/Mod  
DD CC Change of Name  
DE CC Child Protection Act  
DF CC Child Protection Ext/Mod  
DG CC Contempt-Domestic Relations  
DH CC Dissolution- w/o Children  
DI CC Dissolution- w/ Children  
DJ CC Habeas Corpus- Domestic  
DK CC Legal Sep, Annul, Sep Maint  
DL CC Modify Registr Foreign Jgmt  
DM CC Motion to Modify  
DN CC Paternity  
DO CC Reg Foreign Jgmt-Custody  
DP CC Reg Foreign Jgmt-Dissolutn  
DQ CC Reg Foreign Protectn Order  
DR CC Miscellaneous Domestic Rel  
DS CC Family Access Motion  
DT CC Set Aside Paternity Judgment  
DU CC Motion to Modify Paternity

Q1 FC CS Admin Order w/ Hrng  
Q2 FC CS Contempt  
Q3 FC CS Misc Domestic Rel  
Q4 FC CS Motion to Modify  
Q5 FC CS Paternity  
Q6 FC CS UIFSA- Initiating  
Q7 FC CS UIFSA- Responding  
Q8 FC CS URESA- Initiating  
Q9 FC CS URESA- Responding  
QA FC Adult Abuse w/o Stalking  
QB FC Adult Abuse Stalking  
QC FC Adult Abuse Extens/Modific  
QD FC Change of Name  
QE FC Child Protection Act  
QF FC Child Protection Ext/Mod  
QG FC Contempt  
QH FC Dissolution- w/o Children  
QI FC Dissolution- w/ Children  
QJ FC Habeas Corpus- Domestic  
QK FC Legal Sep, Annul, Sep Maint  
QL FC Modify Registr Foreign Jgmt  
QM FC Motion to Modify  
QN FC Paternity  
QO FC Reg Foreign Jgmt-Custody  
QP FC Reg Foreign Jgmt-Dissolutn  
QQ FC Reg Foreign Protectn Order  
QR FC Miscellaneous Domestic Rel  
QS FC Family Access Motion  
QT FC Set Aside Paternity Judgment  
QU FC Motion to Modify Paternity  
QX FC Other Miscellaneous Action

## Associate Civil - Small Claims

### Assoc Civil Tort

TO AC Employmnt Discrmntn 213.111  
TP AC Public Accommodat 213.111  
TQ AC Asbestos  
TR AC Pers Injury-Fed Empl Liab  
TS AC Pers Injury- Malpractice  
TT AC Pers Injury-Prod Liab  
TU AC Pers Injury-Vehicular  
TV AC Pers Injury-Other  
TW AC Property Damage  
TX AC Wrongful Death  
TY AC Other Tort  
TZ AC Tort Damages (Bulk)

### Assoc Civil Contract

CM AC Breach of Contract  
CN AC Promissory Note  
CO AC Specific Performance  
CP AC Suit on Account  
CQ AC Contract-Other  
CR AC Contract/Account (Bulk)

### Assoc Civil Administrative Review

IN AC Chpter 536 State Agcy Rvw  
IO AC DL Revoc Rvw 302.311 RSMo  
IP AC TDN of DOR Decision  
IQ AC Refus Breath 302.750/577.04  
IR AC Limit Dr Priv 302.309 RSMo  
IS AC Other Administrative Review  
IT AC SATOP Revw 302.540/577.041

### Assoc Civil Real Estate

R1 AC Rent and Possession  
R2 AC Unlawful Detainer  
R3 AC Other Real Estate Actions  
R4 AC Landlord Actions (Bulk)  
RS AC Appl to Enf Mechanics Lien  
RT AC Eminent Domain/Condemn St  
RU AC Eminent Domain/Condemn Oth  
RV AC Exception  
RW AC Foreclosure  
RX AC Landlord Complaint  
RY AC Partition  
RZ AC Quiet Title

### Assoc Civil Extraordinary Remedies

EO AC Declaratory Judgment  
EP AC Habeas Corpus  
EQ AC Injunction  
ER AC Other Extraordinary Remedy  
ET AC Show Cause to Enf Jury Svc  
EU AC Temporary Restraining Order

### Assoc Civil Miscellaneous

Y1 AC Tax Action Other  
Y2 AC Misc Associate Civil-Other  
YA AC Action Against Garnishee  
YB AC CAFA Forfeiture 513.600-645  
YC AC Common Law Property Rel  
YD AC Contempt  
YE AC Establishment of Charters  
YF AC Examination Judgment Debtor  
YG AC Expunge/Correct Arrest Rec  
YH AC Out of State Witness  
YI AC Reg of Foreign Judgment  
YJ AC Replevin  
YK AC Revival of Judgment  
YL AC Delinquent City License Fee  
YM AC Delinquent City Tax  
YN AC Delinquent Cnty Licnse Fees  
YO AC Delinquent Cnty Taxes  
YP AC Delinquent Sales Tax  
YQ AC Delinquent State Tax  
YR AC Personal Property Tax  
YS AC Gun Permit Appeal  
YT AC Grandparent Visitation  
YU AC Ownr/Lienhldr Petn Prop Rel

### Small Claims

YV AC Small Claims under \$100  
YW AC Small Claims over \$100  
YX Pet Revoc Conceal Carry 571.117  
YZ Conceal Carry Appeal 571.114

## Juvenile

JA FC Status Offense  
JB FC Delinquency  
JC FC Abuse and Neglect  
JD FC Adoption-Regular  
JE FC Terminate Parental Rights  
JF FC Adoption Step-Child  
JG FC Adoption-Adult  
JH FC Permanency Planning Motion  
JI FC Ext Jurisdiction Juvenile  
JU FC Minor Abortion Contest

JL CC Jurisdiction Extended  
JM CC Status Offense  
JN CC Delinquency  
JO CC Abuse and Neglect  
JP CC Adoption-Regular  
JQ CC Termin of Parental Rights  
JR CC Adoption Step-Child  
JS CC Adoption-Adult

## Criminal

### Felony

F1 CC Felony

### Assoc Felony

F2 AC Felony

### Misdemeanor

M1 CC Misdemeanor  
M2 AC Misdemeanor  
M3 Watercraft Violation  
M4 Conservation Violation

### Traffic

T1 - CC TR State Traffic Ticket  
T2 - AC TR State Traffic Ticket  
I2 - Infraction

### Ordinance

03 - Muni-Alcohol & Drug Rel Traf  
05 - Municipal Ordinance - Traffic  
06 - Municipal Ordinance - Other  
07 - County Ordinance - Traffic  
08 - County Ordinance - Other

### Municipal Certifications/Trial de Novo

MA CC Municipal Cert/TDN  
MB AC Municipal Cert/TDN

## Probate

### Decedents' Estates

PA PR Supervised with Will  
PB PR Supervised without Will  
PC PR Independent with Will  
PD PR Independent without Will

### Incap/Disabled Estates

PN PR Conservatorship - Adult  
PP PR Conservatorship LTD - Adult  
PR PR Guardianship - Adult  
PT PR Guardianship LTD - Adult  
PU PR Guardian/Conserv - Adult  
PW PR Guardian/Conserv LTD-Adult

### Minors' Estates

PL PR Guardian LTD Minor 475.060  
PO PR Conservatorship - Minor  
PQ PR Dispense w/Conserv-Minor  
PS PR Guardianship - Minor  
PV PR Guardian/Conserv - Minor  
PY PR Guardian/Conserv LTD-Minor

### Mental Health Petitions

HB MH Pet 21 Day - Mental Health  
HC MH Pet 90 Day - Mental Health  
HD MH Pet 180 Day - Mental Health  
HE MH Pet 1 Year - Mental Health  
HF MH Pet ECT Treatment  
HP MH Pet 30 Day - Alcohol/Drug  
HQ MH Pet 90 Day - Alcohol/Drug

### Probable Cause Pet

P6 PR Sexual Predator 632.480

## Simple Probate - Abbrev Matter

G1 PR Reg Foreign Guard/Con-Adult  
G2 PR Reg Foreign Guard/Con-Minor  
HA MH App 96 Hour - Mental Health  
HG MH App Conditional Release  
P0 Removal of Disqual Firearm  
P1 PR Guardianship STDBY - Adult  
P2 PR Gardian STDBY Minor 475.046  
P3 PR Successor Trustee  
P4 PR Trust Registration  
P5 PR Miscellaneous Trust  
P7 Will Filed During Lifetime  
P8 PR Misc - Non Cases  
P9 Will Filed Only - Deceased  
PE PR Refusal of Letters-Creditor  
PF PR Refusal of Letters-Spouse  
PG PR Refusal of Letters-Minor  
PH PR Small Est Affidavit w/Will  
PI PR Small Est Affidavit w/o Wil  
PJ PR Determination of Heirship  
PK PR Will Admitted or Rejected  
PX PR Required Administration  
PZ PR Miscellaneous Probate-Other